



**SPC BENCHMARK 2™
FULL DISCLOSURE REPORT**

**SUN MICROSYSTEMS, INC.
SUN STORAGE 6180 ARRAY (RAID-5)**

SPC-2™ V1.3

Submitted for Review: October 9, 2009

Submission Identifier: B00043

Revised: August 4, 2010

First Edition – October 2009

THE INFORMATION CONTAINED IN THIS DOCUMENT IS DISTRIBUTED ON AN AS IS BASIS WITHOUT ANY WARRANTY EITHER EXPRESS OR IMPLIED. The use of this information or the implementation of any of these techniques is the customer's responsibility and depends on the customer's ability to evaluate and integrate them into the customer's operational environment. While each item has been reviewed by Sun Microsystems, Inc. for accuracy in a specific situation, there is no guarantee that the same or similar results will be obtained elsewhere. Customers attempting to adapt these techniques to their own environment do so at their own risk.

This publication was produced in the United States. Sun Microsystems, Inc. may not offer the products, services, or features discussed in this document in other countries, and the information is subject to change with notice. Consult your local Sun Microsystems, Inc. representative for information on products and services available in your area.

© Copyright Sun Microsystems, Inc. 2009. All rights reserved.

Permission is hereby granted to reproduce this document in whole or in part, provided the copyright notice as printed above is set forth in full text on the title page of each item reproduced.

Trademarks

SPC Benchmark 2, SPC-2, SPC-2 MBPS, and SPC-2 Price-Performance are trademarks of the Storage Performance Council. Sun, Sun Microsystems, the Sun logo, and Sun Storage are trademarks or registered trademarks of Sun Microsystems, Inc. in the United States and other countries. All other brands, trademarks, and product names are the property of their respective owners.

Table of Contents

Audit Certification	9
Audit Certification (cont.)	10
Letter of Good Faith	11
Executive Summary	12
Test Sponsor and Contact Information	12
Revision Information and Key Dates	12
Tested Storage Product (TSP) Description	12
SPC-2 Reported Data	13
Storage Capacities and Relationships	14
Priced Storage Configuration Pricing	16
Differences between the Tested Storage Configuration (TSC) and Priced Storage Configuration	16
Priced Storage Configuration Diagram	17
Priced Storage Configuration Components	17
Configuration Information	18
Benchmark Configuration (BC)/Tested Storage Configuration (TSC) Diagram	18
Storage Network Configuration	18
Host System and Tested Storage Configuration Table	18
Benchmark Configuration/Tested Storage Configuration Diagram	19
Host System(s) and Tested Storage Configuration Components	19
Customer Tunable Parameters and Options	20
Tested Storage Configuration (TSC) Description	20
SPC-2 Workload Generator Storage Configuration	20
SPC-2 Data Repository	21
SPC-2 Storage Capacities and Relationships	21
SPC-2 Storage Capacities	21
SPC-2 Storage Hierarchy Ratios	22
SPC-2 Storage Capacities and Relationships Illustration	22
Logical Volume Capacity and ASU Mapping	23
SPC-2 Test Execution Results	24
SPC-2 Tests, Test Phases, Test Run Sequences, and Test Runs	24
Large File Processing Test	27
SPC-2 Workload Generator Commands and Parameters	27
SPC-2 Test Results File	28
SPC-2 Large File Processing Average Data Rates (MB/s)	28

SPC-2 Large File Processing Average Data Rates Graph	29
SPC-2 Large File Processing Average Data Rate per Stream	30
SPC-2 Large File Processing Average Data Rate per Stream Graph	31
SPC-2 Large File Processing Average Response Time.....	32
SPC-2 Large File Processing Average Response Time Graph.....	33
Large File Processing Test – WRITE ONLY Test Phase	34
SPC-2 “Large File Processing/WRITE ONLY/1024 KiB Transfer Size” Test Run Data – Ramp-Up Period.....	35
SPC-2 “Large File Processing/WRITE ONLY/1024 KiB Transfer Size” Test Run Data Measurement Interval, Run-Out, and Ramp-Down Periods	36
SPC-2 “Large File Processing/WRITE ONLY/1024 KiB Transfer Size” Average Data Rate Graph – Complete Test Run	37
SPC-2 “Large File Processing/ WRITE ONLY /1024 KiB Transfer Size” Average Data Rate Graph – Measurement Interval (MI) Only	37
SPC-2 “Large File Processing/ WRITE ONLY /1024 KiB Transfer Size” Average Data Rate per Stream Graph.....	38
SPC-2 “Large File Processing/ WRITE ONLY /1024 KiB Transfer Size” Average Response Time Graph.....	38
SPC-2 “Large File Processing/ WRITE ONLY /256 KiB Transfer Size” Test Run Data – Ramp-Up Period.....	39
SPC-2 “Large File Processing/ WRITE ONLY /256 KiB Transfer Size” Test Run Data Measurement Interval, Run-Out, and Ramp-Down Periods	40
SPC-2 “Large File Processing/ WRITE ONLY /256 KiB Transfer Size” Average Data Rate Graph – Complete Test Run	41
SPC-2 “Large File Processing/ WRITE ONLY /256 KiB Transfer Size” Average Data Rate Graph – Measurement Interval (MI) Only	41
SPC-2 “Large File Processing/ WRITE ONLY /256 KiB Transfer Size” Average Data Rate per Stream Graph	42
SPC-2 “Large File Processing/ WRITE ONLY /256 KiB Transfer Size” Average Response Time Graph.....	42
Large File Processing Test – READ-WRITE Test Phase	43
SPC-2 “Large File Processing/READ-WRITE/1024 KiB Transfer Size” Test Run Data – Ramp-Up Period.....	44
SPC-2 “Large File Processing/READ-WRITE/1024 KiB Transfer Size” Test Run Data Measurement Interval, Run-Out, and Ramp-Down Periods	45
SPC-2 “Large File Processing/ READ-WRITE/1024 KiB Transfer Size” Average Data Rate Graph – Complete Test Run	46
SPC-2 “Large File Processing/ READ-WRITE/1024 KiB Transfer Size” Average Data Rate Graph – Measurement Interval (MI) Only	46
SPC-2 “Large File Processing/READ-WRITE/1024 KiB Transfer Size” Average Data Rate per Stream Graph	47

SPC-2 “Large File Processing/READ-WRITE/1024 KiB Transfer Size” Average Response Time Graph.....	47
SPC-2 “Large File Processing/READ-WRITE/256 KiB Transfer Size” Test Run Data – Ramp-Up Period.....	48
SPC-2 “Large File Processing/READ-WRITE/256 KiB Transfer Size” Test Run Data Measurement Interval, Run-Out, and Ramp-Down Periods	49
SPC-2 “Large File Processing/READ-WRITE/256 KiB Transfer Size” Average Data Rate Graph – Complete Test Run	50
SPC-2 “Large File Processing/READ-WRITE/256 KiB Transfer Size” Average Data Rate Graph – Measurement Interval (MI) Only	50
SPC-2 “Large File Processing/READ-WRITE/256 KiB Transfer Size” Average Data Rate per Stream Graph	51
SPC-2 “Large File Processing/READ-WRITE/256 KiB Transfer Size” Average Response Time Graph.....	51
Large File Processing Test – READ ONLY Test Phase	52
SPC-2 “Large File Processing/READ ONLY/1024 KiB Transfer Size” Test Run Data – Ramp Up Period.....	53
SPC-2 “Large File Processing/READ ONLY/1024 KiB Transfer Size” Test Run Data.....	54
Measurement Interval, Run-Out, and Ramp-Down Periods	54
SPC-2 “Large File Processing/READ ONLY/1024 KiB Transfer Size” Average Data Rate Graph – Complete Test Run	55
SPC-2 “Large File Processing/READ ONLY/1024 KiB Transfer Size” Average Data Rate Graph – Measurement Interval (MI) Only	55
SPC-2 “Large File Processing/READ ONLY/1024 KiB Transfer Size” Average Data Rate per Stream Graph	56
SPC-2 “Large File Processing/READ ONLY/1024 KiB Transfer Size” Average Response Time Graph.....	56
SPC-2 “Large File Processing/READ ONLY/256 KiB Transfer Size” Test Run Data – Ramp-Up Period.....	57
SPC-2 “Large File Processing/READ ONLY/256 KiB Transfer Size” Test Run Data Measurement Interval, Run-Out, and Ramp-Down Periods	58
SPC-2 “Large File Processing/READ ONLY/256 KiB Transfer Size” Average Data Rate Graph – Complete Test Run	59
SPC-2 “Large File Processing/READ ONLY/256 KiB Transfer Size” Average Data Rate Graph – Measurement Interval (MI) Only	59
SPC-2 “Large File Processing/READ ONLY/256 KiB Transfer Size” Average Data Rate per Stream Graph	60
SPC-2 “Large File Processing/READ ONLY/256 KiB Transfer Size” Average Response Time Graph.....	60
Large Database Query Test.....	61
SPC-2 Workload Generator Commands and Parameters.....	61
SPC-2 Test Results File	61

SPC-2 Large Database Query Average Data Rates (MB/s)	62
SPC-2 Large Database Query Average Data Rates Graph.....	62
SPC-2 Large Database Query Average Data Rate per Stream	63
SPC-2 Large Database Query Average Data Rate per Stream Graph.....	63
SPC-2 Large Database Query Average Response Time.....	64
SPC-2 Large Database Query Average Response Time Graph	64
Large Database Query Test – 1024 KiB Transfer Size Test Phase	65
SPC-2 “Large Database Query/1024 KiB Transfer Size/4 Outstanding I/Os” Test Run Data – Ramp-Up Period.....	66
SPC-2 “Large Database Query/1024 KiB Transfer Size/4 Outstanding I/Os” Test Run Data Measurement Interval, Run-Out, and Ramp-Down Periods	67
SPC-2 “Large Database Query/1024 KiB Transfer Size/4 Outstanding I/Os” Average Data Rate Graph – Complete Test Run	68
SPC-2 “Large Database Query/1024 KiB Transfer Size/4 Outstanding I/Os” Average Data Rate Graph – Measurement Interval (MI) Only	68
SPC-2 “Large Database Query/1024 KiB Transfer Size/4 Outstanding I/Os” Average Data Rate per Stream Graph	69
SPC-2 “Large Database Query/1024 KiB Transfer Size/4 Outstanding I/Os” Average Response Time Graph.....	69
SPC-2 “Large Database Query/1024 KiB Transfer Size/1 Outstanding I/O” Test Run Data – Ramp-Up Period.....	70
SPC-2 “Large Database Query/1024 KiB Transfer Size/1 Outstanding I/O” Test Run Data Measurement Interval, Run-Out, and Ramp-Down Periods	71
SPC-2 “Large Database Query/1024 KiB Transfer Size/1 Outstanding I/O” Average Data Rate Graph – Complete Test Run	72
SPC-2 “Large Database Query/1024 KiB Transfer Size/1 Outstanding I/O” Average Data Rate Graph – Measurement Interval (MI) Only	72
SPC-2 “Large Database Query/1024 KiB Transfer Size/1 Outstanding I/O” Average Data Rate per Stream Graph	73
SPC-2 “Large Database Query/1024 KiB Transfer Size/1 Outstanding I/O” Average Response Time Graph.....	73
Large Database Query Test – 64 KiB Transfer Size Test Phase	74
SPC-2 “Large Database Query/64 KiB Transfer Size/4 Outstanding I/Os” Test Run Data – Ramp-Up Period.....	75
SPC-2 “Large Database Query/64 KiB Transfer Size/4 Outstanding I/Os” Test Run Data Measurement Interval, Run-Out, and Ramp-Down Periods	76
SPC-2 “Large Database Query/64 KiB Transfer Size/4 Outstanding I/Os” Average Data Rate Graph – Complete Test Run	77
SPC-2 “Large Database Query/64 KiB Transfer Size/4 Outstanding I/Os” Average Data Rate Graph – Measurement Interval (MI) Only	77
SPC-2 “Large Database Query/64 KiB Transfer Size/4 Outstanding I/Os” Average Data Rate per Stream Graph.....	78

SPC-2 “Large Database Query/64 KiB Transfer Size/4 Outstanding I/Os” Average Response Time Graph.....	78
SPC-2 “Large Database Query/64 KiB Transfer Size/1 Outstanding I/O” Test Run Data – Ramp-Up Period.....	79
SPC-2 “Large Database Query/64 KiB Transfer Size/1 Outstanding I/O” Test Run Data Measurement Interval, Run-Out, and Ramp-Down Period.....	80
SPC-2 “Large Database Query/64 KiB Transfer Size/1 Outstanding I/O” Average Data Rate Graph – Complete Test Run	81
SPC-2 “Large Database Query/64 KiB Transfer Size/1 Outstanding I/O” Average Data Rate Graph – Measurement Interval (MI) Only	81
SPC-2 “Large Database Query/64 KiB Transfer Size/1 Outstanding I/O” Average Data Rate per Stream Graph.....	82
SPC-2 “Large Database Query/64 KiB Transfer Size/1 Outstanding I/O” Average Response Time Graph.....	82
Video on Demand Delivery Test	83
SPC-2 Workload Generator Commands and Parameters.....	83
SPC-2 Test Results File.....	84
SPC-2 Video on Demand Delivery Test Run Data	84
Video on Demand Delivery Test – TEST RUN DATA BY INTERVAL.....	85
SPC-2 Video on Demand Delivery Average Data Rate Graph	86
SPC-2 Video on Demand Delivery Average Data Rate per Stream Graph.....	86
SPC-2 Video on Demand Delivery Average Response Time Graph	87
SPC-2 Video on Demand Delivery Maximum Response Time Graph.....	87
Data Persistence Test.....	88
SPC-2 Workload Generator Commands and Parameters.....	88
Data Persistence Test Results File	88
Data Persistence Test Results.....	89
Priced Storage Configuration Availability Date.....	90
Anomalies or Irregularities	90
Appendix A: SPC-2 Glossary	91
“Decimal” (<i>powers of ten</i>) Measurement Units.....	91
“Binary” (<i>powers of two</i>) Measurement Units.....	91
SPC-2 Data Repository Definitions.....	91
SPC-2 Data Protection Levels	92
SPC-2 Test Execution Definitions	92
I/O Completion Types.....	95
SPC-2 Test Run Components	95
Appendix B: Customer Tunable Parameters and Options.....	96
Windows Server 2003 Registry Changes.....	96

Emulex HBA Driver Modifications.....	96
Appendix C: Tested Storage Configuration (TSC) Creation	97
Appendix D: SPC-2 Workload Generator Storage Commands and Parameters	102
Large File Processing Test (LFP)	102
Large Database Query Test (LDQ)	103
Video on Demand Delivery Test (VOD).....	104
Persistence Test Run 1 (write phase)	105
Persistence Test Run 2 (read phase)	105
Appendix E: SPC-2 Workload Generator Execution Commands and Parameters	106
Video on Demand Delivery, Large File Processing Test, Large Database Query Tests, and Persistence Test Run 1.....	106
Persistence Test Run 2.....	106

AUDIT CERTIFICATION



Leah Schoeb
Sun Microsystems, Inc.
5300 Riata Park Court AUS08
Austin, TX 78721

October 9, 2009

The SPC Benchmark 2™ results listed below for the Sun Storage 6180 Array (*RAID-5*) produced in compliance with the SPC Benchmark 2™ V1.3 Remote Audit requirements.

SPC Benchmark 2™ V1.3 Results	
Tested Storage Product (TSP) Name:	
Sun Storage 6180 Array (<i>RAID-5</i>)	
Metric	Reported Result
SPC-2 MBPS™	1,244.89
SPC-2 Price-Performance	\$42.53/SPC-2 MBPS™
ASU Capacity	3,504.693 GB
Data Protection Level	Protected (<i>RAID-5</i>)
Total Price (including three-year maintenance)	\$52,951

The following SPC Benchmark 2™ Remote Audit requirements were reviewed and found compliant with V1.3 of the SPC Benchmark 2™ specification:

- A Letter of Good Faith, signed by a senior executive.
- The following Data Repository storage items were verified by documentation supplied by Sun Microsystems, Inc.:
 - ✓ Physical Storage Capacity and related requirements.
 - ✓ Configured Storage Capacity and related requirements.
 - ✓ Addressable Storage Capacity and related requirements.
 - ✓ Capacity of each Logical Volume and related requirements.
 - ✓ Capacity of the Application Storage Unit (ASU) and related requirements.
- An appropriate diagram of the Benchmark Configuration (BC)/Tested Storage Configuration (TSC).
- Listings and commands used to create and configure the Benchmark Configuration/Tested Storage Configuration.
- Documentation of each customer tunable parameter or option that was changed from its default value.

Storage Performance Council
643 Bair Island Road, Suite 103
Redwood City, CA 94062
AuditService@StoragePerformance.org
650.566.9384

AUDIT CERTIFICATION (CONT.)

Sun Storage 6180 Array (RAID-5)
SPC-2 Audit Certification


Page 2

- The following Host System items were verified by documentation supplied by Sun Microsystems, Inc.:
 - ✓ Required Host System configuration information.
 - ✓ The TSC boundary within each Host System.
- The following SPC-2 Workload Generator information was verified by documentation supplied by Sun Microsystems, Inc.:
 - ✓ The presence and version number of the Workload Generator on each Host System.
 - ✓ Commands and parameters used to configure the SPC-2 Workload Generator.
- The Test Results Files and resultant Summary Results Files received for each of the following were authentic, accurate, and compliant with all of the requirements and constraints of Clauses 5 and 6 of the SPC-2 Benchmark Specification:
 - ✓ Data Persistence Test
 - ✓ Large File Processing Test
 - ✓ Large Database Query Test
 - ✓ Video on Demand Delivery Test
- There were no differences between the Tested Storage Configuration (TSC) used for the benchmark and Priced Storage Configuration.
- The submitted pricing information met all of the requirements and constraints of Clause 9 of the SPC-2 Benchmark Specification.
- The Full Disclosure Report (FDR) met all of the requirements in Clause 10 of the SPC-2 Benchmark Specification.
- This successfully audited SPC measurement is not subject to an SPC Confidential Review.

Audit Notes:

There were no audit notes or exceptions.

Respectfully,



Walter E. Baker
SPC Auditor

Storage Performance Council
643 Bair Island Road, Suite 103
Redwood City, CA 94062
AuditService@StoragePerformance.org
850.556.9384

LETTER OF GOOD FAITH



Sun Microsystems, Inc.
18 Network Circle, Menlo Park, CA 94025

Date: 9/14/09

From: Lisa Sieker

To: Walter Baker

Subject: SPC-2 Letter of Good Faith for the Sun Storagetek 6180 Array

Sun Microsystems Inc. is the SPC-2 Test Sponsor for the above listed product. To the best of our knowledge and belief, the required SPC-2 benchmark results and materials we have submitted for that product are complete, accurate, and in full compliance with V1.2.1 of the SPC-2 benchmark specification.

In addition, we have reported any items in the Benchmark Configuration and execution of the benchmark that affected the reported results even if the items are not explicitly required to be disclosed by the SPC-2 benchmark specification.

Signed:

A handwritten signature in black ink, appearing to read "Lisa Sieker".

Lisa Sieker
Vice President, Systems Marketing

EXECUTIVE SUMMARY

Test Sponsor and Contact Information

Test Sponsor and Contact Information	
Test Sponsor Primary Contact	Sun Microsystems, Inc. – http://www.sun.com Steven A. Johnson – steven.a.johnson@oracle.com 500 Eldorado Blvd. UBRM05-194 Broomfield, CO 80021 Phone: (303) 272-9476 FAX: (303) 272-4886
Test Sponsor Alternate Contact	Sun Microsystems, Inc. – http://www.sun.com Jason Schaffer – Jason.schaffer@oracle.com 500 Eldorado Blvd. Broomfield, CO 80021 Phone: (303) 272-4743 FAX: (303) 272-9704
Auditor	Storage Performance Council – http://www.storageperformance.org Walter E. Baker – AuditService@StoragePerformance.org 643 Bair Island Road, Suite 103 Redwood City, CA 94063 Phone: (650) 556-9384 FAX: (650) 556-9385

Revision Information and Key Dates

Revision Information and Key Dates	
SPC-2 Specification revision number	V1.3
SPC-2 Workload Generator revision number	V1.0
Date Results were first used publicly	October 9, 2009
Date FDR was submitted to the SPC	October 9, 2009
Date revised FDR was submitted to the SPC Revised Total TSP Price and SPC-1 Price-Performance (<i>page 13</i>) Revised pricing (<i>page 16</i>) Revised TSC/Priced Storage Configuration differences (<i>page 16</i>) Revised Priced Storage Configuration component table (<i>page 17</i>) Revised Host System and TSC component table (<i>page 19</i>) (<i>revisions highlighted in red on the above pages</i>)	August 4, 2010
Date the TSC will be available for shipment to customers	currently available
Date the TSC completed audit certification	October 9, 2009

Tested Storage Product (TSP) Description

The Sun Storage 6180 Array is a modular, rack mountable and scalable array designed specifically to grow with your applications, lowering acquisition and expansion costs. The NEBS Level-3 certified Sun Storage 6180 Array offers 8 gigabits-per-second (Gb/sec) Fibre Channel (FC) host interfaces designed for both direct attached and SAN attached storage. The system features a fully redundant architecture with drive intermixing (FC or SATA-II disk drives) in the same drive enclosure, leverages the existing Common Storage Modules (CSM200) expansion trays for primary and secondary storage requirements. With redundant components, automated path failover and extensive online configuration, re-configuration, dynamic expansion and maintenance capabilities, the Sun Storage 6180 Array is designed to ensure your data is available 24x7x365.

SPC-2 Reported Data

SPC-2 Reported Data consists of three groups of information:

- The following SPC-2 Primary Metrics, which characterize the overall benchmark result:
 - SPC-2 MBPS™
 - SPC-2 Price Performance
 - Application Storage Unit (ASU) Capacity
- Supplemental data to the SPC-2 Primary Metrics.
 - Total Price
 - Data Protection Level
- Reported Data for each SPC Test: Large File Processing (LFP), Large Database Query (LDQ), and Video on Demand Delivery (VOD) Test.

SPC-2 Reported Data				
Sun Storage 6180 Array (RAID-5)				
SPC-2 MBPS™	SPC-2 Price-Performance	ASU Capacity (GB)	Total Price	Data Protection Level
1,244.89	\$50.40	3,504.693	\$62,747	RAID-5
<i>The above SPC-2 MBPS™ value represents the aggregate data rate of all three SPC-2 workloads: Large File Processing (LFP), Large Database Query (LDQ), and Video On Demand (VOD)</i>				
SPC-2 Large File Processing (LFP) Reported Data				
	Data Rate (MB/second)	Number of Streams	Data Rate per Stream	Price-Performance
LFP Composite	988.44			\$63.48
Write Only:				
1024 KiB Transfer	880.85	32	27.53	
256 KiB Transfer	407.34	32	12.73	
Read-Write:				
1024 KiB Transfer	1,100.74	32	34.40	
256 KiB Transfer	592.66	32	18.52	
Read Only:				
1024 KiB Transfer	1,472.81	32	46.03	
256 KiB Transfer	1,476.23	32	46.13	
<i>The above SPC-2 Data Rate value for LFP Composite represents the aggregate performance of all three LFP Test Phases: (Write Only, Read-Write, and Read Only).</i>				
SPC-2 Large Database Query (LDQ) Reported Data				
	Data Rate (MB/second)	Number of Streams	Data Rate per Stream	Price-Performance
LDQ Composite	1,362.11			\$46.07
1024 KiB Transfer Size				
4 I/Os Outstanding	1,451.65	32	45.36	
1 I/O Outstanding	1,421.96	32	44.44	
64 KiB Transfer Size				
4 I/Os Outstanding	1,293.55	32	40.42	
1 I/O Outstanding	1,281.28	32	40.04	
<i>The above SPC-2 Data Rate value for LDQ Composite represents the aggregate performance of the two LDQ Test Phases: (1024 KiB and 64 KiB Transfer Sizes).</i>				
SPC-2 Video On Demand (VOD) Reported Data				
	Data Rate (MB/second)	Number of Streams	Data Rate per Stream	Price-Performance
	1,384.13	1,760	0.79	\$45.33

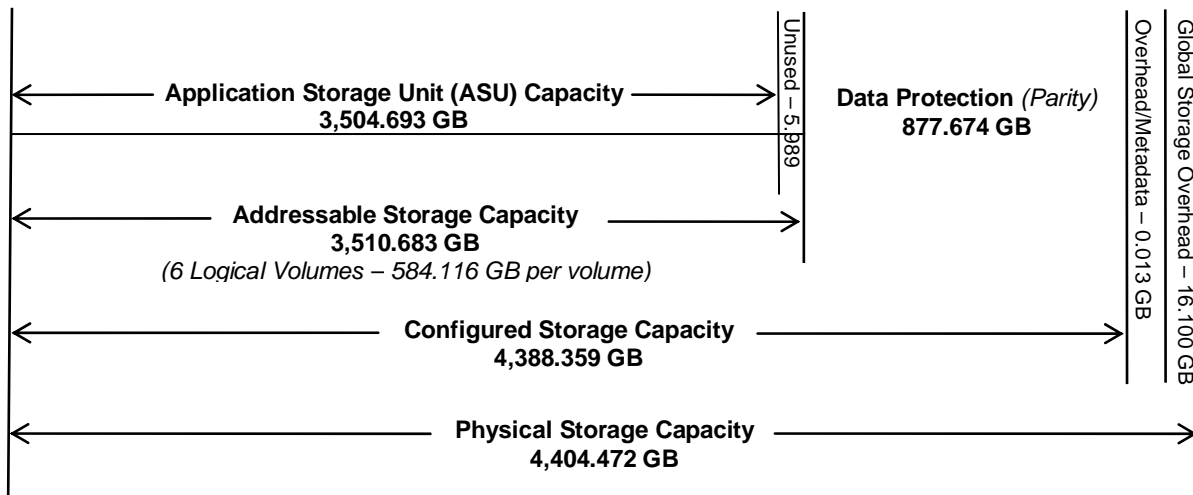
SPC-2 MBPS™ represents the aggregate data rate, in megabytes per second, of all three SPC-2 workloads: Large File Processing (LFP), Large Database Query (LDQ), and Video on Demand (VOD).

ASU (Application Storage Unit) Capacity represents the total storage capacity read and written in the course of executing the SPC-2 benchmark.

A **Data Protection Level of Protected** using **RAID-5** provides data protection by distributing check data corresponding to user data across multiple disks in the form of bit-by-bit parity.

Storage Capacities and Relationships

The following diagram (*not to scale*) and table document the various storage capacities, used in this benchmark, and their relationships, as well as the storage utilization values required to be reported.



SPC-1 Storage Capacity Utilization	
Application Utilization	79.57%
Protected Application Utilization	99.50%
Unused Storage Ratio	0.11%

Application Utilization: Total ASU Capacity (*3,504.693 GB*) divided by Physical Storage Capacity (*4,404.472 GB*)

Protected Application Utilization: (Total ASU Capacity (*3,504.693 GB*) plus total Data Protection Capacity (*877.674 GB*) minus unused Data Protection Capacity (*0.000 GB*)) divided by Physical Storage Capacity (*4,404.472 GB*)

Unused Storage Ratio: Total Unused Capacity (*5.989 GB*) divided by Physical Storage Capacity (*4,404.472 GB*) and may not exceed 45%.

Detailed information for the various storage capacities and utilizations is available on pages 21-22 in the Full Disclosure Report.

Priced Storage Configuration Pricing

Part Number	Description	Quantity	US List	Total	discount	Ave. Price
TA6180R11A2-0	Sun Storage 6180 array with 4GB cache and 8 * FC host ports, Rack-Ready Controller Tray - Diskless Chassis, 0GB, 0 drives; Includes: 2 * 2GB-cache memory FC RAID Controller cards, 2 * redundant AC power supplies and cooling fans, 2 * FC ports for expansion trays and 8 * 8 Gb/s host ports with shortwave SFPs, 2 * 5M fibre optic cables, 2 * 6M ethernet cables and management software.RoHS-5.	1	\$37,995	\$37,995	38%	\$23,557
TCCSM2R01A0-0Z	RoHS-5, Sun StorageTek (tm) CSM200, Rack-Ready Expansion Tray - Diskless Chassis, 0GB, 0 drives; must order minimum 6 drives. Includes: 2 * I/O Modules, 2 * redundant AC power supplies and cooling fans, 2 * FC ports for expansions, 4 * shortwave SFPs with 2 * LC-LC FC cables. (For factory integration only)	1	\$5,995	\$5,995	38%	\$3,717
	- 146GB 15k rpm 4Gb drives	30	\$1,495	\$44,850	38%	\$27,807
X9733A-Z	5M LC-LC Fiber Optic cable	2	\$80	\$160	38%	\$99
SG-XPCIE1FC-QF8-Z	PCIe 8Gb single port HBA	4	\$1,249	\$4,996	38%	\$3,098
IWU-61804G8P-24-3G	3-yr Gold Service Maintainance for controller tray	1	\$5,328	\$5,328	38%	\$3,303
	- 7/24 coverage					
	- 4 hour resonse time					
IWU-STCSM2-24-3G	- 4 hour resolution					
	3-yr Gold Service Maintainance for CSM200 expansion tray	1	\$1,880	\$1,880	38%	\$1,166
	- 7/24 coverage					
	- 4 hr response time					
	- 4 hour resolution					
				\$101,204		\$62,747

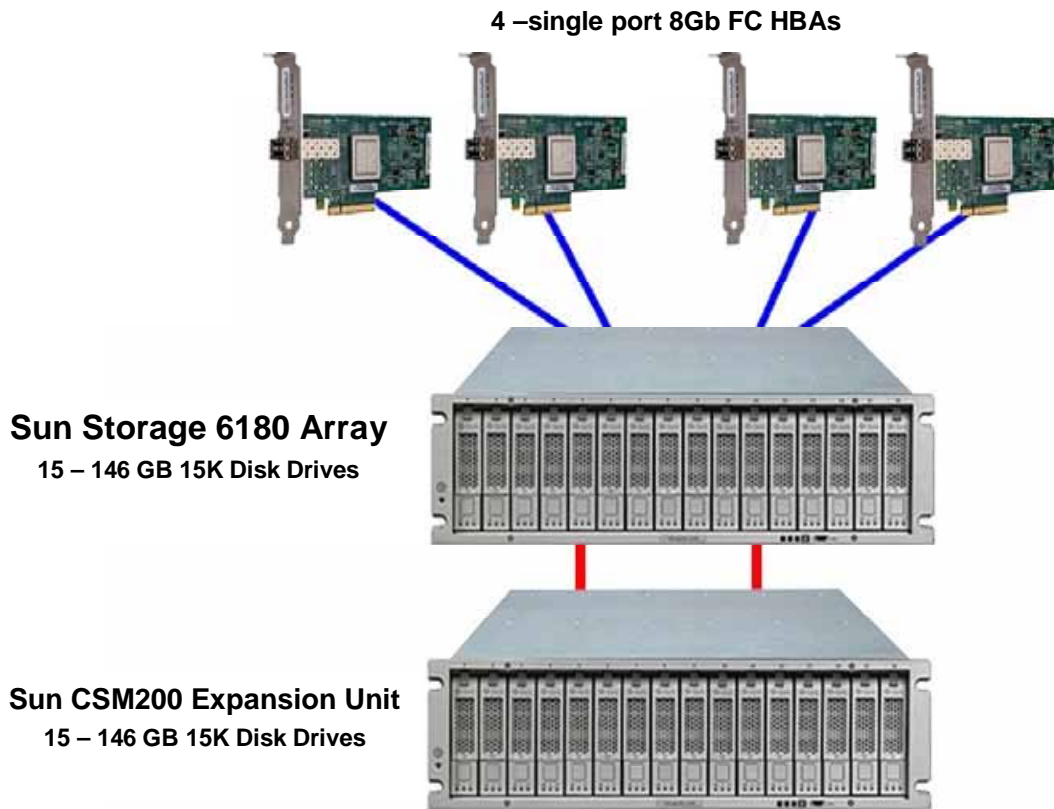
Differences between the Tested Storage Configuration (TSC) and Priced Storage Configuration

The differences between the TSC and Priced Storage consisted of the following:

- The TSC was configured with eight 4 Gbps SFPs, of which four were used. The Priced Storage Configuration included only the required four SFPs.
- The TSC was configured with four 8 Gbps SFPs, which were all used. The Priced Storage Configuration included eight 8 Gbps SFPs.

The above differences, if applied to the TSC, would not have a negative impact on the reported SPC-1 performance.

Priced Storage Configuration Diagram



Priced Storage Configuration Components

Priced Storage Configuration:
4 – single port 8Gb FC HBAs
SC-1/SC-2: Sun Storage 6180 Array
2 – dual-active controllers with:
2 GB cache per controller (4 GB total)
4 – 8 Gb Fibre Channel front-end connections per controller (8 total, 4 used – 2 per controller)
8 – 8 Gb shortwave SFPs
4 – 5M LC-LC fibre optic cables
4 – 4 Gb Fibre Channel backend connection (4 used)
1 – Sun CSM200 expansion unit, with 4 shortwave SFPs (4 Gb) and 2 LC-LC fibre optic cables
30 – 146.8 GB 15K RPM disk drives (15 in the controller unit and 15 in the expansion unit)

CONFIGURATION INFORMATION

This portion of the Full Disclosure Report documents and illustrates the detailed information necessary to recreate the Benchmark Configuration (BC), including the Tested Storage Configuration (TSC), so that the SPC-2 benchmark result produced by the BC may be independently reproduced.

In each of the following sections of this document, the appropriate Full Disclosure Report requirement, from the SPC-2 benchmark specification, is stated in italics followed by the information to fulfill the stated requirement.

Benchmark Configuration (BC)/Tested Storage Configuration (TSC) Diagram

Clause 10.6.5.7

The Executive Summary will contain a one page BC/TSC diagram that illustrates all major components of the BC/TSC.

The Benchmark Configuration (BC)/Tested Storage Configuration (TSC) is illustrated on page 19 (*Benchmark Configuration/Tested Storage Configuration Diagram*).

Storage Network Configuration

Clause 9.2.4.4.2

If a storage network was configured as a part of the Tested Storage Configuration and the Benchmark Configuration described in Clause 10.6.5.7 contains a high-level illustration of the network configuration, the Executive Summary will contain a one page topology diagram of the storage network as illustrated in Figure 10.8.

The Benchmark Configuration (BC)/Tested Storage Configuration (TSC) was configured with local storage and, as such, did not employ a storage network.

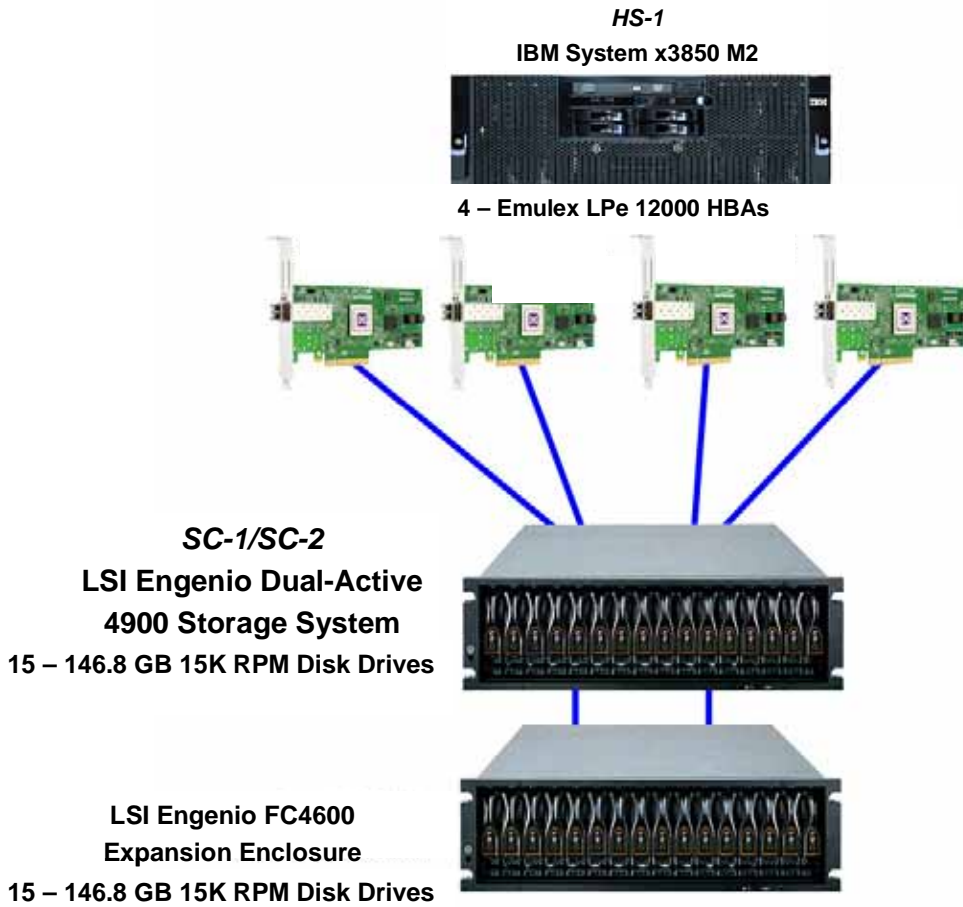
Host System and Tested Storage Configuration Table

Clause 10.6.5.9

The Executive Summary will contain a table that lists the major components of each Host System and the Tested Storage Configuration.

The components that comprise each Host System and the Tested Storage Configuration are listed in the table that appears on page 19 (*Host System(s) and Tested Storage Configuration Components*).

Benchmark Configuration/Tested Storage Configuration Diagram



Host System(s) and Tested Storage Configuration Components

Host System:	Tested Storage Configuration (TSC):
HS-1: IBM System x3850 M2 2 – 2.4 GHz Dual Xeon Processors with 4 MB L2 cache/CPU 8 GB main memory Windows Server 2003 Enterprise Edition with SP2 PCIe WG	4 – 8Gb Emulex LPe12000 8Gb FC HBAs SC-1/SC-2: LSI Engenio 4900 Storage System 2 – LSI 4988 FCdual-active controllers with: 2 GB cache per controller 4 – 8 Gb FC Host connections per controller <i>(8 total, 4 used – 2 per controller)</i> 4 – 8 Gb shortwave SFPs 4 – 5m LC-LC fibre optic cables 4 – 4 Gb shortwave SFPs 4 – 4 Gb FC drive connections <i>(4 used)</i>
	1 – LSI Engenio FC4600 expansion enclosure with 4 shortwave SFPs <i>(4 Gb)</i> and 2 LC-LC fibre optic cables 30 – 146.8 GB 15K RPM disk drives <i>(15 each in the controller unit and the expansion enclosure)</i>

Customer Tunable Parameters and Options

Clause 10.6.6.1

All Benchmark Configuration (BC) components with customer tunable parameter and options that have been altered from their default values must be listed in the FDR. The FDR entry for each of those components must include both the name of the component and the altered value of the parameter or option. If the parameter name is not self-explanatory to a knowledgeable practitioner, a brief description of the parameter's use must also be included in the FDR entry.

“Appendix B: Customer Tunable Parameters and Options” on page 96 contains the customer tunable parameters and options that have been altered from their default values for this benchmark.

Tested Storage Configuration (TSC) Description

Clause 10.6.6.2

The Full Disclosure Report must include sufficient information to recreate the logical representation of the Tested Storage Configuration (TSC). In addition to customer tunable parameters and options (Clause 10.6.6.1), that information must include, at a minimum:

- *A diagram and/or description of the following:*
 - *All physical components that comprise the TSC. Those components are also illustrated in the BC Configuration Diagram in Clause 10.6.5.7 and the Storage Network Configuration Diagram in Clause 10.6.5.8.*
 - *The logical representation of the TSC, configured from the above components that will be presented to the SPC-2 Workload Generator.*
- *Listings of scripts used to create the logical representation of the TSC.*
- *If scripts were not used, a description of the process used with sufficient detail to recreate the logical representation of the TSC.*

“Appendix C: Tested Storage Configuration (TSC) Creation” on page 97 contains the detailed information that describes how to create and configure the logical TSC.

SPC-2 Workload Generator Storage Configuration

Clause 10.6.6.3

The Full Disclosure Report will include all SPC-2 Workload Generator storage configuration commands and parameters used in the SPC-2 benchmark measurement.

The SPC-2 Workload Generator storage configuration commands and parameters for this measurement appear in “Appendix D: SPC-2 Workload Generator Storage Commands and Parameters” on page 97.

SPC-2 DATA REPOSITORY

This portion of the Full Disclosure Report presents the detailed information that fully documents the various SPC-2 storage capacities and mappings used in the Tested Storage Configuration. “SPC-2 Data Repository Definitions” on page 91 contains definitions of terms specific to the SPC-2 Data Repository.

In each of the following sections of this document, the appropriate Full Disclosure Report requirement, from the SPC-2 benchmark specification, is stated in italics followed by the information to fulfill the stated requirement.

SPC-2 Storage Capacities and Relationships

Two tables and an illustration documenting the storage capacities and relationships of the SPC-2 Storage Hierarchy (Clause 2.1) shall be included in the FDR.

SPC-2 Storage Capacities

SPC-2 Storage Capacities		
Storage Hierarchy Component	Units	Capacity
Total ASU Capacity	Gigabytes (GB)	3,504.693
Addressable Storage Capacity	Gigabytes (GB)	3,510.683
Configured Storage Capacity	Gigabytes (GB)	4,388.359
Physical Storage Capacity	Gigabytes (GB)	4,404.472
Data Protection (<i>RAID-5 parity</i>)	Gigabytes (GB)	877.674
Required Storage (<i>overhead/metatdata</i>)	Gigabytes (GB)	0.000
Global Storage Overhead	Gigabytes (GB)	16.100
Total Unused Storage	Gigabytes (GB)	5.989

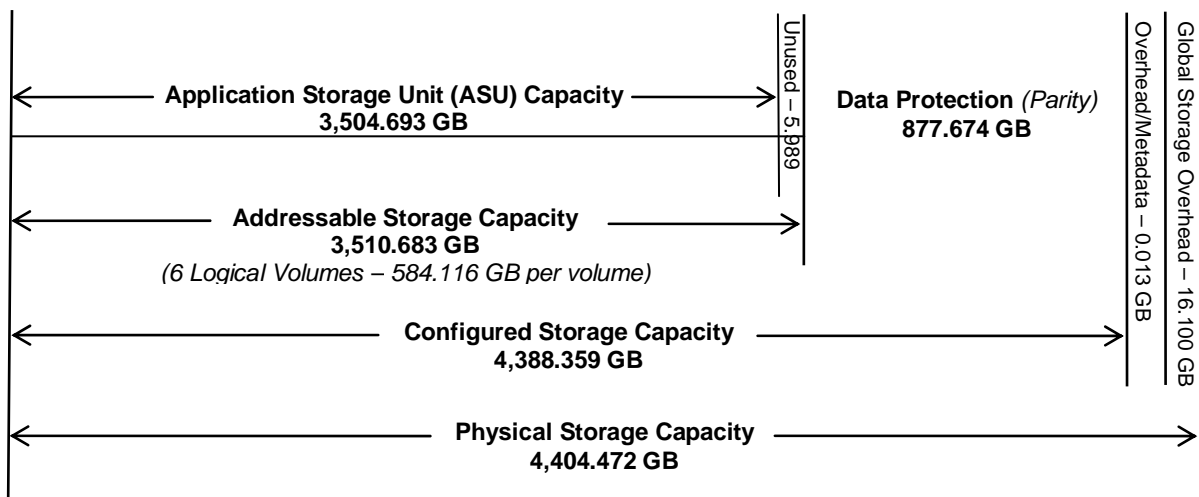
SPC-2 Storage Hierarchy Ratios

	Addressable Storage Capacity	Configured Storage Capacity	Physical Storage Capacity
Total ASU Capacity	99.83%	79.86%	79.57%
Data Protection (<i>RAID-5 parity</i>)		20.00%	19.93%
Addressable Storage Capacity		80.00%	79.71%
Required Storage		0.00%	0.00%
Configured Storage Capacity			99.63%
Global Storage Overhead			0.37%
Unused Storage:			
Addressable	0.17%		
Configured		0.00%	
Physical			0.00%

The Physical Storage Capacity consisted of 4,404.472 GB distributed over 30 disk drives each with a formatted capacity of 146.816 GB. There was 0.013 GB (0.00%) of Unused Storage within the Physical Storage Capacity. Global Storage Overhead consisted of 16.100 GB (0.37%) of Physical Storage Capacity. There was 0.000 GB (0.00%) of Unused Storage within the Configured Storage Capacity. The Total ASU Capacity utilized 99.83% of the Addressable Storage Capacity resulting in 5.989 GB (0.17%) of Unused Storage within the Addressable Storage Capacity. The Data Protection (*RAID-5 parity*) capacity was 877.674 GB of which 877.674 GB was utilized. The total Unused Storage was 5.989 GB.

SPC-2 Storage Capacities and Relationships Illustration

The various storage capacities configured in the benchmark result are illustrated below (not to scale).



Logical Volume Capacity and ASU Mapping

Clause 10.6.7.2

A table illustrating the capacity of the Application Storage Unit (ASU) and the mapping of Logical Volumes to ASU will be provided in the FDR. Capacity must be stated in gigabytes (GB) as a value with a minimum of two digits to the right of the decimal point. Each Logical Volume will be sequenced in the table from top to bottom per its position in the contiguous address space of the ASU. Each Logical Volume entry will list its total capacity, the portion of that capacity used for the ASU, and any unused capacity.

Logical Volume (LV) Capacity and Mapping			
ASU (3,504.693 GB)			
	Total Capacity (GB)	Capacity Used (GB)	Capacity Unused (GB)
Logical Volumes 1-6	585.114 per LV	584.116 per LV	0.998 per LV

See the Storage Definition (sd) entries in “Appendix D: SPC-2 Workload Generator Storage Commands and Parameters” on page 97 for more detailed configuration information.

SPC-2 TEST EXECUTION RESULTS

This portion of the Full Disclosure Report documents the results of the various SPC-2 Test, Test Phases, Test Run Sequences, and Test Runs. “SPC-2 Test Execution Definitions” on page 92 contains definitions of terms specific to the SPC-2 Data Repository.

In each of the following sections of this document, the appropriate Full Disclosure Report requirement, from the SPC-2 benchmark specification, is stated in italics followed by the information to fulfill the stated requirement.

SPC-2 Tests, Test Phases, Test Run Sequences, and Test Runs

The SPC-2 benchmark consists of the following Tests, Test Phases, Test Run Sequences, and Test Runs:

- **Data Persistence Test**
 - Data Persistence Test Run 1
 - Data Persistence Test Run 2
- **Large File Processing Test**
 - WRITE ONLY Test Phase
 - Test Run Sequence 1
 - ✓ Test Run 1 – 1024 KiB Transfer – maximum number of Streams
 - ✓ Test Run 2 – 1024 KiB Transfer – 50% of Test Run 1’s Streams value
 - ✓ Test Run 3 – 1024 KiB Transfer – 25% of Test Run 1’s Streams value
 - ✓ Test Run 4 – 1024 KiB Transfer – 12.5% of Test Run 1’s Streams value
 - ✓ Test Run 5 – 1024 KiB Transfer – single (1) Stream
 - Test Run Sequence 2
 - ✓ Test Run 6 – 256 KiB Transfer – maximum number of Streams
 - ✓ Test Run 7 – 256 KiB Transfer – 50% of Test Run 6’s Streams value
 - ✓ Test Run 8 – 256 KiB Transfer – 25% of Test Run 6’s Streams value
 - ✓ Test Run 9 – 256 KiB Transfer – 12.5% of Test Run 6’s Streams value
 - ✓ Test Run 10 – 256 KiB Transfer – single (1) Stream
 - READ-WRITE Test Phase
 - Test Run Sequence 3
 - ✓ Test Run 11 – 1024 KiB Transfer – maximum number of Streams
 - ✓ Test Run 12 – 1024 KiB Transfer – 50% of Test Run 11’s Streams value
 - ✓ Test Run 13 – 1024 KiB Transfer – 25% of Test Run 11’s Streams value
 - ✓ Test Run 14 – 1024 KiB Transfer – 12.5% of Test Run 11’s Streams value
 - ✓ Test Run 15 – 1024 KiB Transfer – single (1) Stream
 - Test Run Sequence 4
 - ✓ Test Run 16 – 256 KiB Transfer – maximum number of Streams
 - ✓ Test Run 17 – 256 KiB Transfer – 50% of Test Run 16’s Streams value
 - ✓ Test Run 18 – 256 KiB Transfer – 25% of Test Run 16’s Streams value
 - ✓ Test Run 19 – 256 KiB Transfer – 12.5% of Test Run 16’s Streams value
 - ✓ Test Run 20 – 256 KiB Transfer – single (1) Stream

- **Large File Processing Test (continued)**

- READ ONLY Test Phase

- Test Run Sequence 5
 - ✓ Test Run 21 – 1024 KiB Transfer – maximum number of Streams
 - ✓ Test Run 22 – 1024 KiB Transfer – 50% of Test Run 21's Streams value
 - ✓ Test Run 23 – 1024 KiB Transfer – 25% of Test Run 21's Streams value
 - ✓ Test Run 24 – 1024 KiB Transfer – 12.5% of Test Run 21's Streams value
 - ✓ Test Run 25 – 1024 KiB Transfer – single (1) Stream
- Test Run Sequence 6
 - ✓ Test Run 26 – 256 KiB Transfer – maximum number of Streams
 - ✓ Test Run 27 – 256 KiB Transfer – 50% of Test Run 26's Streams value
 - ✓ Test Run 28 – 256 KiB Transfer – 25% of Test Run 26's Streams value
 - ✓ Test Run 29 – 256 KiB Transfer – 12.5% of Test Run 26's Streams value
 - ✓ Test Run 30 – 256 KiB Transfer – single (1) Stream

- **Large Database Query Test**

- 1024 KiB TRANSFER SIZE Test Phase

- Test Run Sequence 1
 - ✓ Test Run 1 – 4 I/O Requests Outstanding – maximum number of Streams
 - ✓ Test Run 2 – 4 I/O Requests Outstanding – 50% of Test Run 1's Streams value
 - ✓ Test Run 3 – 4 I/O Requests Outstanding – 25% of Test Run 1's Streams value
 - ✓ Test Run 4 – 4 I/O Requests Outstanding – 12.5% of Test Run 1's Streams value
 - ✓ Test Run 5 – 4 I/O Requests Outstanding – single (1) Stream
- Test Run Sequence 2
 - ✓ Test Run 6 – 1 I/O Request Outstanding – maximum number of Streams
 - ✓ Test Run 7 – 1 I/O Request Outstanding – 50% of Test Run 6's Streams value
 - ✓ Test Run 8 – 1 I/O Request Outstanding – 25% of Test Run 6's Streams value
 - ✓ Test Run 9 – 1 I/O Request Outstanding – 12.5% of Test Run 6's Streams value
 - ✓ Test Run 10 – 1 I/O Request Outstanding – single (1) Stream

- 64 KiB TRANSFER SIZE Test Phase

- Test Run Sequence 3
 - ✓ Test Run 11 – 4 I/O Requests Outstanding – maximum number of Streams
 - ✓ Test Run 12 – 4 I/O Requests Outstanding – 50% of Test Run 11's Streams value
 - ✓ Test Run 13 – 4 I/O Requests Outstanding – 25% of Test Run 11's Streams value
 - ✓ Test Run 14 – 4 I/O Requests Outstanding – 12.5% of Test Run 11's Streams value
 - ✓ Test Run 15 – 4 I/O Requests Outstanding – single (1) Stream
- Test Run Sequence 4
 - ✓ Test Run 16 – 1 I/O Request Outstanding – maximum number of Streams
 - ✓ Test Run 17 – 1 I/O Request Outstanding – 50% of Test Run 16's Streams value
 - ✓ Test Run 18 – 1 I/O Request Outstanding – 25% of Test Run 16's Streams value
 - ✓ Test Run 19 – 1 I/O Request Outstanding – 12.5% of Test Run 16's Streams value
 - ✓ Test Run 20 – 1 I/O Request Outstanding – single (1) Stream

- **Video on Demand Delivery Test**

- Video on Demand Delivery Test Run

Each Test is an atomic unit that must be executed from start to finish before any other Test, Test Phase, or Test Run may be executed. The Tests may be executed in any sequence.

The results from each Test, Test Phase, and Test Run are listed below along with a more detailed explanation of each component.

Large File Processing Test

Clause 6.4.2.1

The Large File Processing Test consists of the I/O operations associated with the type of applications, in a wide range of fields, which require simple sequential processing of one or more large files. Specific examples of those types of applications include scientific computing and large-scale financial processing

Clause 6.4.2.2

The Large File Processing Test has three Test Phases, which shall be executed in the following uninterrupted sequence:

1. *WRITE ONLY*
2. *READ-WRITE*
3. *READ ONLY*

The BC shall not be restarted or manually disturbed, altered, or adjusted during the execution of the Large File Processing Test. If power is lost to the BC during this Test all results shall be rendered invalid and the Test re-run in its entirety.

Clause 10.6.8.1

The Full Disclosure Report will contain the following content for the Large File Processing Test:

1. *A listing of the SPC-2 Workload Generator commands and parameters used to execute each of the Test Runs in the Large File Processing Test.*
2. *The human readable SPC-2 Test Results File for each of the Test Runs in the Large File Processing Test.*
3. *A table that contains the following information for each Test Run in all three Test Phases of the Large File Processing Test:*
 - *The number Streams specified.*
 - *The Ramp-Up duration in seconds.*
 - *The Measurement Interval duration in seconds.*
 - *The average data rate, in MB per second, for the Measurement Interval.*
 - *The average data rate, in MB per second, per Stream for the Measurement Interval.*
4. *Average Data Rate and Average Data Rate per Stream graphs as defined in Clauses 10.1.1 and 10.1.2.*

SPC-2 Workload Generator Commands and Parameters

The SPC-2 Workload Generator commands and parameters for the Large File Processing Test Runs are documented in “Appendix E: SPC-2 Workload Generator Execution Commands and Parameters” on Page 106.

SPC-2 Test Results File

A link to the SPC-2 Test Results file generated from the Large File Processing Test Runs is listed below.

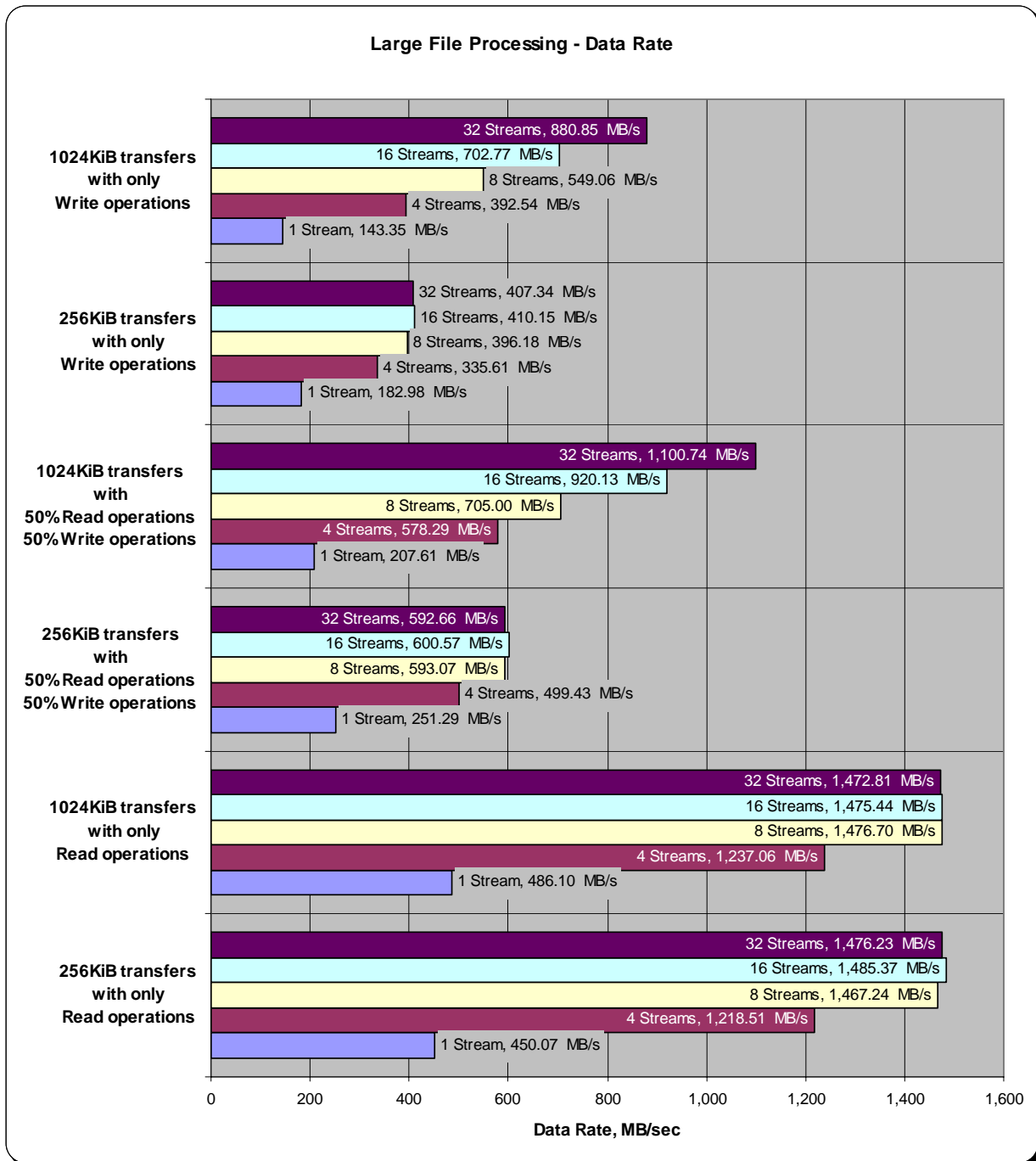
[SPC-2 Large File Processing Test Results File](#)

SPC-2 Large File Processing Average Data Rates (MB/s)

The average Data Rate (MB/s) for each Test Run in the three Test Phases of the SPC-2 Large File Processing Test is listed in the table below as well as illustrated in the following graph.

Test Run Sequence	1 Stream	4 Streams	8 Streams	16 Streams	32 Streams
Write 1024KiB	143.35	392.54	549.06	702.77	880.85
Write 256KiB	182.98	335.61	396.18	410.15	407.34
Read/Write 1024KiB	207.61	578.29	705.00	920.13	1,100.74
Read/Write 256KiB	251.29	499.43	593.07	600.57	592.66
Read 1024KiB	486.10	1,237.06	1,476.70	1,475.44	1,472.81
Read 256KiB	450.07	1,218.51	1,467.24	1,485.37	1,476.23

SPC-2 Large File Processing Average Data Rates Graph

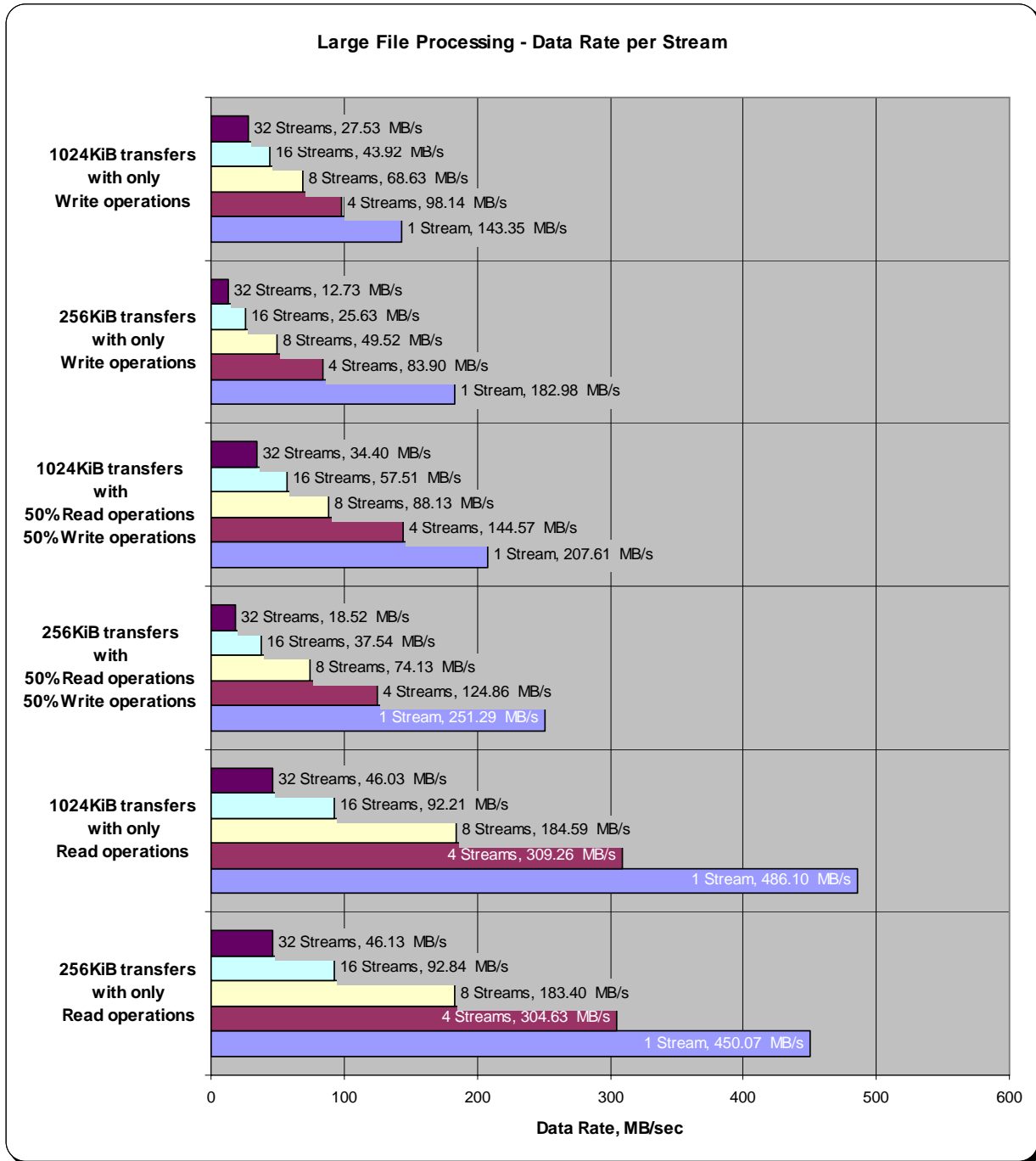


SPC-2 Large File Processing Average Data Rate per Stream

The average Data Rate per Stream for each Test Run in the three Test Phases of the SPC-2 Large File Processing Test is listed in the table below as well as illustrated in the following graph.

Test Run Sequence	1 Stream	4 Streams	8 Streams	16 Streams	32 Streams
Write 1024KiB	143.35	98.14	68.63	43.92	27.53
Write 256KiB	182.98	83.90	49.52	25.63	12.73
Read/Write 1024KiB	207.61	144.57	88.13	57.51	34.40
Read/Write 256KiB	251.29	124.86	74.13	37.54	18.52
Read 1024KiB	486.10	309.26	184.59	92.21	46.03
Read 256KiB	450.07	304.63	183.40	92.84	46.13

SPC-2 Large File Processing Average Data Rate per Stream Graph

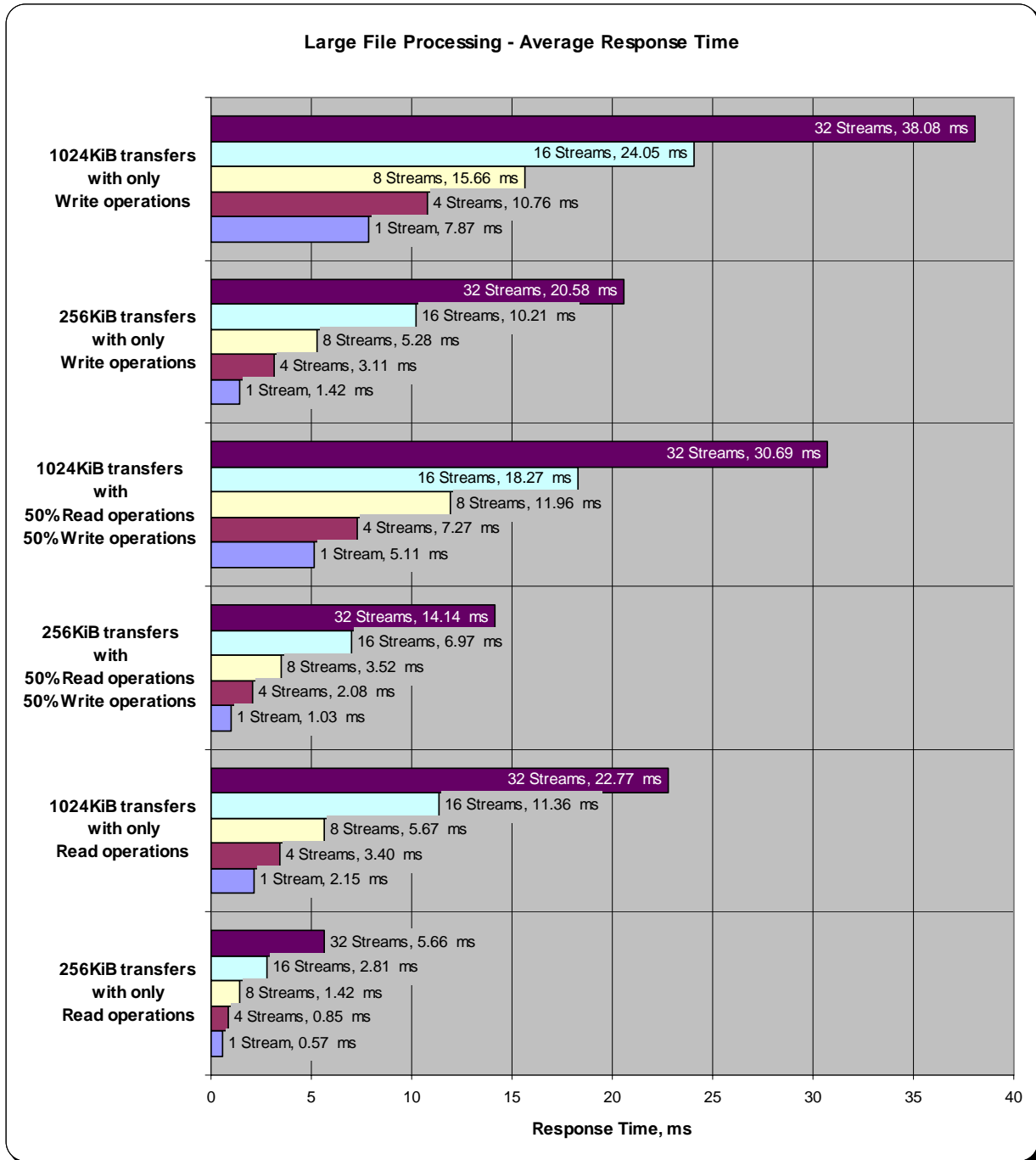


SPC-2 Large File Processing Average Response Time

The average Response Time, milliseconds (ms), for each Test Run in the three Test Phases of the SPC-2 Large File Processing Test is listed in the table below as well as illustrated in the following graph.

Test Run Sequence	1 Stream	4 Streams	8 Streams	16 Streams	32 Streams
Write 1024KiB	7.87	10.76	15.66	24.05	38.08
Write 256KiB	1.42	3.11	5.28	10.21	20.58
Read/Write 1024KiB	5.11	7.27	11.96	18.27	30.69
Read/Write 256KiB	1.03	2.08	3.52	6.97	14.14
Read 1024KiB	2.15	3.40	5.67	11.36	22.77
Read 256KiB	0.57	0.85	1.42	2.81	5.66

SPC-2 Large File Processing Average Response Time Graph



Large File Processing Test – WRITE ONLY Test Phase

Clause 10.6.8.1.1

1. A table that will contain the following information for each "WRITE ONLY, 1024 KiB Transfer Size" Test Run:
 - The number of Streams specified.
 - The average data rate, average data rate per stream, and average Response Time reported at five second intervals.
2. Average Data Rate (intervals), Average Data Rate per Stream (intervals), and Average Response Time (intervals) graphs for the "WRITE ONLY, 1024 KiB Transfer Size" Test Runs as specified in Clauses 10.1.4 – 10.1.6.
3. A table that will contain the following information for each "WRITE ONLY, 256 KiB Transfer Size" Test Run:
 - The number of Streams specified.
 - The average data rate, average data rate per stream, and average Response Time reported at five second intervals.
4. Average Data Rate (intervals), Average Data Rate per Stream (intervals), and Average Response Time (intervals) graphs for the "WRITE ONLY, 256 KiB Transfer Size" Test Runs as specified in Clauses 10.1.4 – 10.1.6.

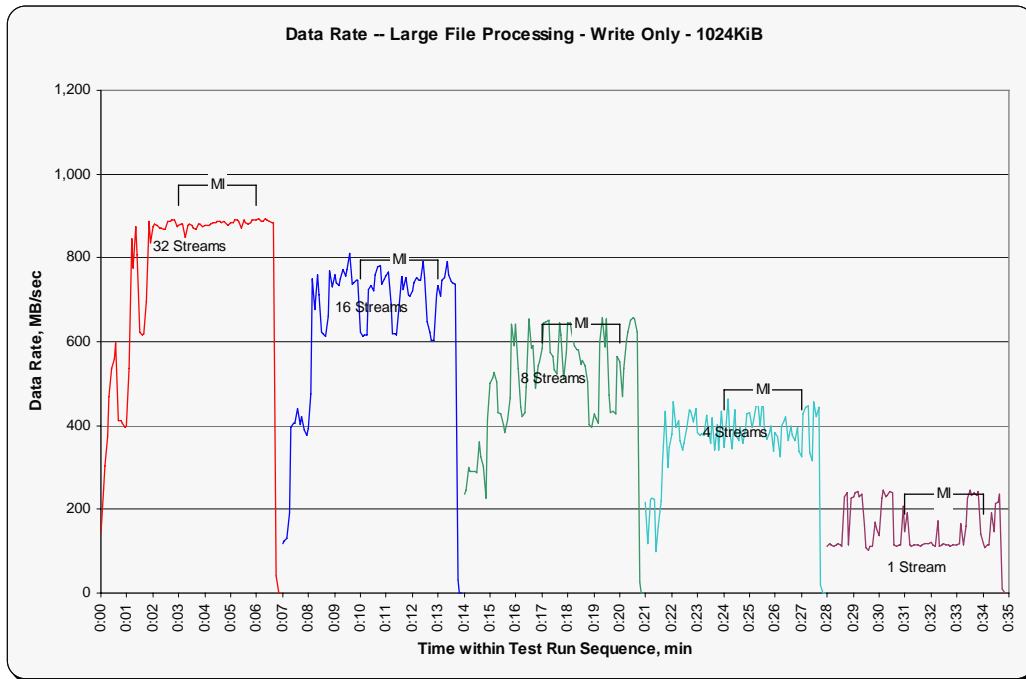
The SPC-2 "Large File Processing/WRITE ONLY/1024 KiB Transfer Size" Test Run data is contained in the table that appears on the next page. That table is followed by graphs illustrating the average Data Rate, average Data Rate per Stream, and average Response Time produced by the same Test Runs. The table and graphs present the data at five-second intervals.

Immediately following the SPC-2 "Large File Processing/WRITE ONLY/1024 KiB Transfer Size" table and graphs will be the SPC-2 "Large File Processing/WRITE ONLY/64 KiB Transfer Size" table and graphs. The table contains the Test Run data and the graphs illustrate the average Data Rate, average Data Rate per Stream, and average Response Time produced by the Test Runs.

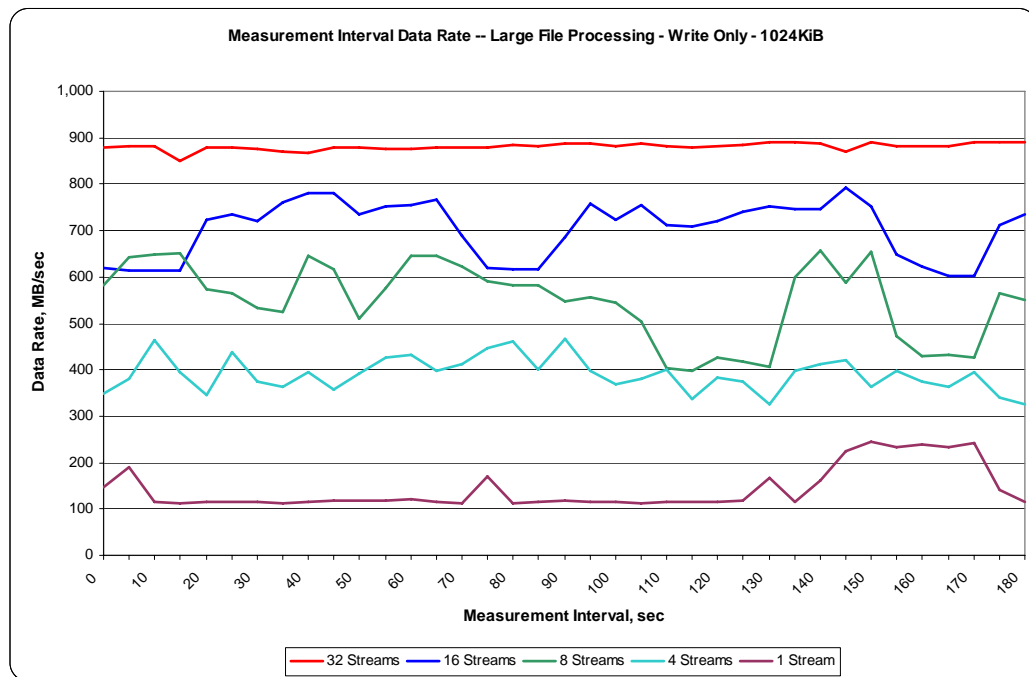
SPC-2 “Large File Processing/WRITE ONLY/1024 KiB Transfer Size” Test Run Data – Ramp-Up Period

TR1				TR2				TR3				TR4				TR5			
Test Run Sequence Time	32 Streams			Test Run Sequence Time	16 Streams			Test Run Sequence Time	8 Streams			Test Run Sequence Time	4 Streams			Test Run Sequence Time	1 Stream		
	Data Rate, MB/sec	Stream, MB/sec	Response Time, ms		Data Rate, MB/sec	Stream, MB/sec	Response Time, ms		Data Rate, MB/sec	Stream, MB/sec	Response Time, ms		Data Rate, MB/sec	Stream, MB/sec	Response Time, ms		Data Rate, MB/sec	Stream, MB/sec	Response Time, ms
0:00:00	139.46	23.24	27.47	0:07:00	116.81	38.94	21.62	0:14:00	236.14	236.14	4.24	0:21:00	216.22	216.22	4.63	0:28:00	112.62	112.62	8.91
0:00:05	250.19	31.27	28.56	0:07:05	123.73	41.24	25.39	0:14:05	244.32	122.16	4.74	0:21:05	118.49	118.49	8.82	0:28:05	118.28	118.28	8.84
0:00:10	302.20	30.22	30.44	0:07:10	130.44	43.48	24.05	0:14:10	298.42	149.21	7.01	0:21:10	224.19	112.09	9.08	0:28:10	115.34	115.34	9.08
0:00:15	372.45	28.65	30.97	0:07:15	192.31	48.08	18.96	0:14:15	289.83	144.91	7.22	0:21:15	225.23	112.62	9.31	0:28:15	112.83	112.83	9.27
0:00:20	470.39	27.67	33.91	0:07:20	396.36	99.09	10.57	0:14:20	291.92	145.96	7.17	0:21:20	222.09	111.04	9.40	0:28:20	116.39	116.39	8.99
0:00:25	534.77	28.15	35.70	0:07:25	406.43	67.74	13.53	0:14:25	291.50	145.75	7.18	0:21:25	99.61	49.81	21.02	0:28:25	117.02	117.02	8.95
0:00:30	557.84	25.36	39.17	0:07:30	403.91	57.70	15.86	0:14:30	286.05	95.35	7.38	0:21:30	167.35	83.68	12.54	0:28:30	113.46	113.46	9.23
0:00:35	597.90	26.00	38.87	0:07:35	439.35	54.92	17.11	0:14:35	359.66	119.89	8.73	0:21:35	220.83	110.42	9.48	0:28:35	113.04	113.04	9.27
0:00:40	412.30	17.18	59.72	0:07:40	401.39	36.49	25.89	0:14:40	324.64	81.16	12.08	0:21:40	312.90	78.22	9.40	0:28:40	231.11	231.11	4.52
0:00:45	412.72	16.51	61.40	0:07:45	420.90	35.07	27.63	0:14:45	304.30	76.07	13.77	0:21:45	433.27	108.32	9.67	0:28:45	238.66	238.66	4.38
0:00:50	405.59	15.60	65.24	0:07:50	388.81	32.40	32.25	0:14:50	227.12	56.78	18.50	0:21:50	298.42	74.61	14.03	0:28:50	116.18	116.18	9.00
0:00:55	394.68	13.61	71.61	0:07:55	377.28	29.02	34.89	0:14:55	414.19	69.03	13.22	0:21:55	347.71	86.93	12.06	0:28:55	225.02	225.02	4.64
0:01:00	397.41	13.25	76.95	0:08:00	393.43	30.26	34.62	0:15:00	501.85	71.69	13.72	0:22:00	380.42	95.11	11.00	0:29:00	229.01	229.01	4.56
0:01:05	537.50	17.34	60.23	0:08:05	476.05	34.00	29.45	0:15:05	515.27	73.61	14.24	0:22:05	456.76	114.19	9.17	0:29:05	238.03	238.03	4.39
0:01:10	844.73	27.25	38.32	0:08:10	749.10	46.82	21.72	0:15:10	525.34	65.67	13.95	0:22:10	396.78	99.20	10.56	0:29:10	243.48	243.48	4.29
0:01:15	775.95	24.25	41.86	0:08:15	676.75	42.30	24.75	0:15:15	505.41	63.18	16.58	0:22:15	410.62	102.66	10.20	0:29:15	229.85	229.85	4.55
0:01:20	875.14	27.35	38.39	0:08:20	759.17	47.45	22.11	0:15:20	431.80	53.98	19.41	0:22:20	363.65	90.91	11.52	0:29:20	235.93	235.93	4.43
0:01:25	806.77	25.21	41.47	0:08:25	712.82	44.55	23.51	0:15:25	426.35	53.29	19.63	0:22:25	341.63	85.41	12.26	0:29:25	163.37	163.37	6.40
0:01:30	620.97	19.41	54.31	0:08:30	622.64	38.92	26.92	0:15:30	403.28	50.41	20.82	0:22:30	359.03	89.76	11.67	0:29:30	109.05	109.05	9.60
0:01:35	614.68	19.21	54.35	0:08:35	617.61	38.60	27.13	0:15:35	383.99	48.00	21.83	0:22:35	393.43	98.36	10.64	0:29:35	102.55	102.55	10.23
0:01:40	618.66	19.33	54.04	0:08:40	614.05	38.38	27.30	0:15:40	411.46	51.43	20.40	0:22:40	438.30	109.58	9.55	0:29:40	111.99	111.99	9.34
0:01:45	696.25	21.76	48.41	0:08:45	659.97	41.25	25.44	0:15:45	465.99	58.25	17.99	0:22:45	435.16	108.79	9.63	0:29:45	112.83	112.83	9.28
0:01:50	886.89	27.72	37.74	0:08:50	769.86	48.12	21.71	0:15:50	641.52	80.19	13.05	0:22:50	408.32	102.08	10.25	0:29:50	168.19	168.19	6.21
0:01:55	835.92	26.12	40.18	0:08:55	732.12	45.76	22.95	0:15:55	589.51	73.69	14.22	0:22:55	440.19	110.05	9.52	0:29:55	153.30	153.30	6.83
0:02:00	875.98	27.37	38.25	0:09:00	758.54	47.41	22.12	0:16:00	642.36	80.29	13.05	0:23:00	381.47	95.37	10.98	0:30:00	136.52	136.52	7.66
0:02:05	879.96	27.50	38.16	0:09:05	740.29	46.27	22.64	0:16:05	536.03	67.00	15.62	0:23:05	375.81	93.95	11.14	0:30:05	226.28	226.28	4.62
0:02:10	878.50	27.45	38.18	0:09:10	734.84	45.93	22.80	0:16:10	443.13	55.39	18.92	0:23:10	379.79	94.95	11.03	0:30:10	245.79	245.79	4.25
0:02:15	870.74	27.21	38.51	0:09:15	749.94	46.87	22.36	0:16:15	421.32	52.66	19.89	0:23:15	377.91	94.48	11.09	0:30:15	228.59	228.59	4.57
0:02:20	870.11	27.19	38.56	0:09:20	772.17	48.26	21.73	0:16:20	432.22	54.03	19.39	0:23:20	425.93	106.48	9.83	0:30:20	234.25	234.25	4.46
0:02:25	869.06	27.16	38.61	0:09:25	756.44	47.28	22.15	0:16:25	490.73	61.34	17.09	0:23:25	393.01	98.25	10.66	0:30:25	241.17	241.17	4.33
0:02:30	867.59	27.11	38.63	0:09:30	773.01	48.31	21.71	0:16:30	655.36	81.92	12.78	0:23:30	356.31	89.08	11.75	0:30:30	238.66	238.66	4.39
0:02:35	887.31	27.73	37.81	0:09:35	810.97	50.69	20.67	0:16:35	584.48	73.06	14.34	0:23:35	417.54	104.39	10.03	0:30:35	116.39	116.39	8.96
0:02:40	887.10	27.72	37.80	0:09:40	738.62	46.16	22.66	0:16:40	590.98	73.87	14.18	0:23:40	342.88	85.72	12.22	0:30:40	110.94	110.94	9.44
0:02:45	891.50	27.86	37.61	0:09:45	740.29	46.27	22.68	0:16:45	487.17	60.90	17.20	0:23:45	400.98	100.24	10.43	0:30:45	113.88	113.88	9.20
0:02:50	891.50	27.86	37.62	0:09:50	747.63	46.73	22.41	0:16:50	543.16	67.90	15.43	0:23:50	341.84	85.46	12.28	0:30:50	115.76	115.76	9.04
0:02:55	873.67	27.30	38.40	0:09:55	745.96	46.62	22.47	0:16:55	552.39	69.05	15.17	0:23:55	432.64	108.16	9.68	0:30:55	208.67	208.67	5.01

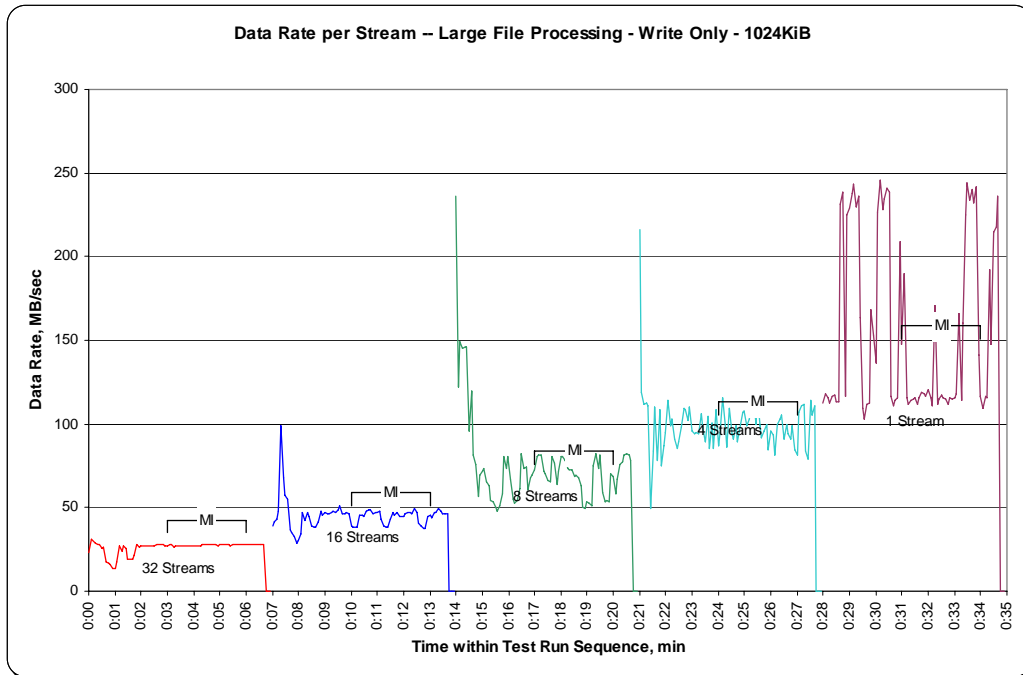
SPC-2 “Large File Processing/WRITE ONLY/1024 KiB Transfer Size” Average Data Rate Graph – Complete Test Run



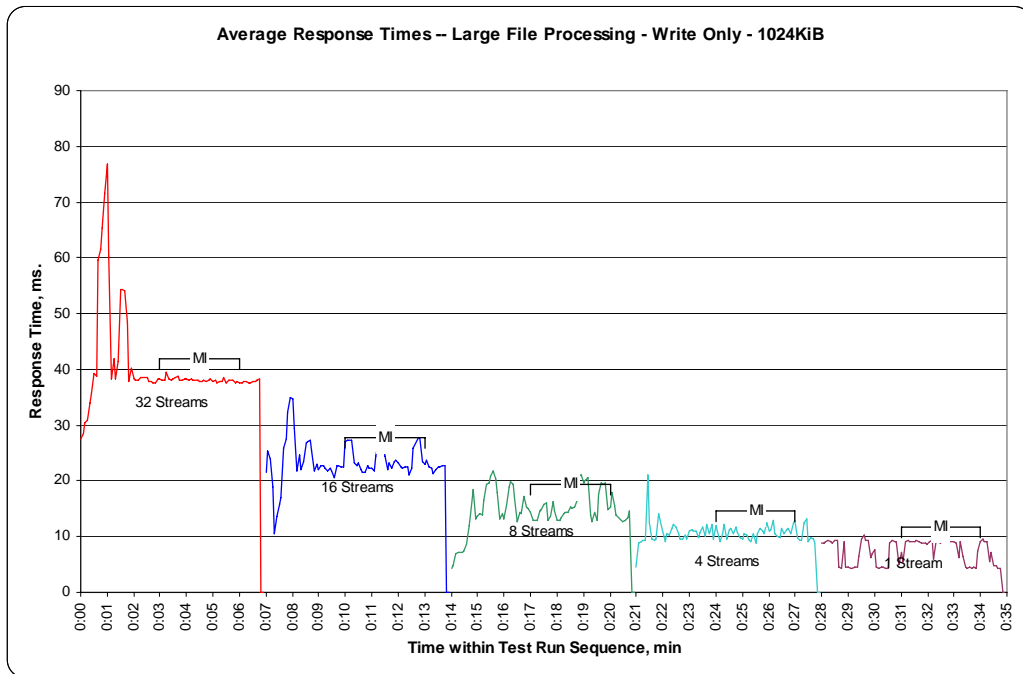
SPC-2 “Large File Processing/ WRITE ONLY /1024 KiB Transfer Size” Average Data Rate Graph – Measurement Interval (MI) Only



SPC-2 “Large File Processing/ WRITE ONLY /1024 KiB Transfer Size” Average Data Rate per Stream Graph



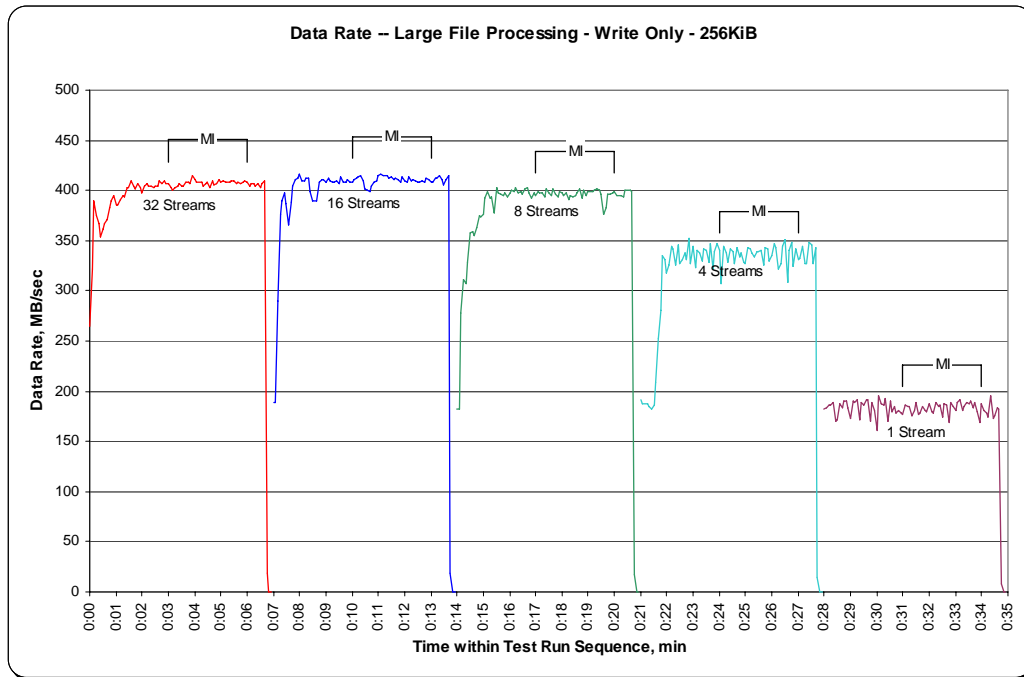
SPC-2 “Large File Processing/ WRITE ONLY /1024 KiB Transfer Size” Average Response Time Graph



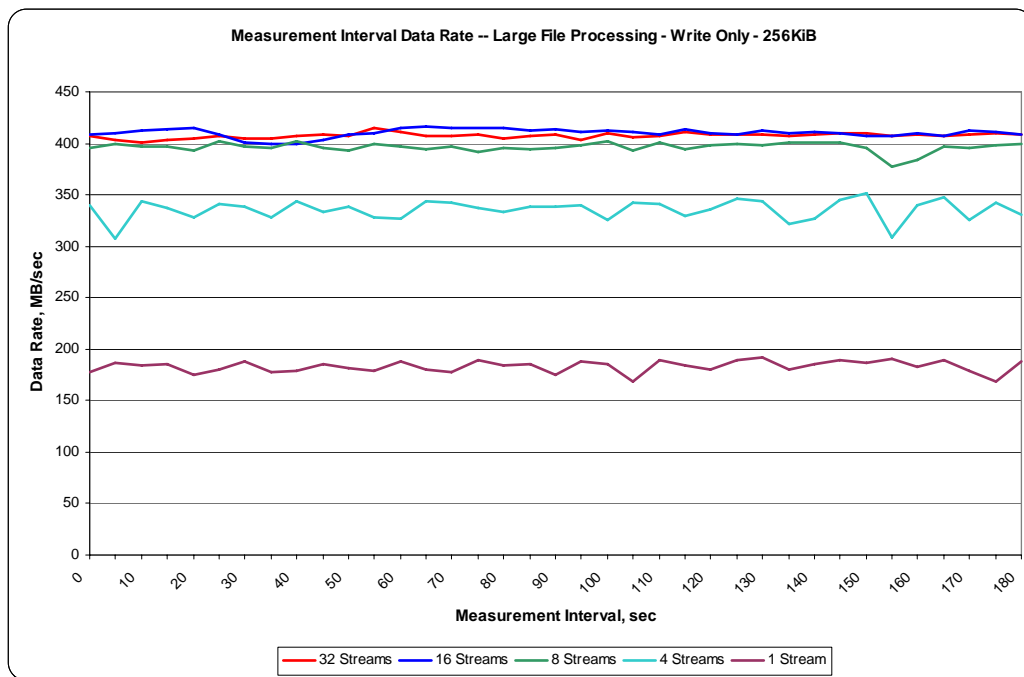
SPC-2 “Large File Processing/ WRITE ONLY /256 KiB Transfer Size” Test Run Data – Ramp-Up Period

TR6 32 Streams				TR7 16 Streams				TR8 8 Streams				TR9 4 Streams				TR10 1 Stream			
Test Run Sequence Time	Data Rate, MB/sec	Data Rate / Stream, MB/sec	Response Time, ms	Test Run Sequence Time	Data Rate, MB/sec	Data Rate / Stream, MB/sec	Response Time, ms	Test Run Sequence Time	Data Rate, MB/sec	Data Rate / Stream, MB/sec	Response Time, ms	Test Run Sequence Time	Data Rate, MB/sec	Data Rate / Stream, MB/sec	Response Time, ms	Test Run Sequence Time	Data Rate, MB/sec	Data Rate / Stream, MB/sec	Response Time, ms
0:00:00	264.24	66.06	2.15	0:07:00	188.74	188.74	1.32	0:14:00	181.61	181.61	1.37	0:21:00	191.63	191.63	1.30	0:28:00	182.14	182.14	1.37
0:00:05	321.28	40.16	4.44	0:07:05	188.22	188.22	1.38	0:14:05	182.50	182.50	1.42	0:21:05	187.96	187.96	1.38	0:28:05	183.97	183.97	1.41
0:00:10	389.28	38.93	6.34	0:07:10	290.04	72.51	2.64	0:14:10	278.24	92.75	2.12	0:21:10	187.22	187.22	1.39	0:28:10	185.96	185.96	1.40
0:00:15	375.23	34.11	7.57	0:07:15	375.70	53.67	3.37	0:14:15	310.80	103.60	2.51	0:21:15	187.75	187.75	1.38	0:28:15	185.96	185.96	1.40
0:00:20	366.58	24.44	9.15	0:07:20	389.18	43.24	4.75	0:14:20	307.44	76.86	2.60	0:21:20	184.71	184.71	1.41	0:28:20	188.74	188.74	1.38
0:00:25	353.16	19.62	12.76	0:07:25	397.52	39.75	6.03	0:14:25	328.99	65.80	3.30	0:21:25	181.82	181.82	1.43	0:28:25	170.34	170.34	1.53
0:00:30	361.50	19.03	13.59	0:07:30	386.92	29.76	7.40	0:14:30	357.88	71.58	3.65	0:21:30	186.38	186.38	1.39	0:28:30	170.92	170.92	1.52
0:00:35	367.26	17.49	14.72	0:07:35	365.22	28.09	9.32	0:14:35	359.24	71.85	3.63	0:21:35	209.14	104.57	1.68	0:28:35	186.86	186.86	1.39
0:00:40	370.88	17.66	14.82	0:07:40	388.92	29.92	8.75	0:14:40	355.21	71.04	3.68	0:21:40	252.03	126.01	2.07	0:28:40	183.29	183.29	1.42
0:00:45	382.99	17.41	14.90	0:07:45	404.23	28.87	8.61	0:14:45	362.39	60.40	3.83	0:21:45	281.02	93.67	2.28	0:28:45	189.53	189.53	1.37
0:00:50	390.23	16.26	15.49	0:07:50	410.73	29.34	8.93	0:14:50	374.50	62.42	4.19	0:21:50	335.23	83.81	3.00	0:28:50	190.16	190.16	1.36
0:00:55	394.95	14.63	16.77	0:07:55	412.14	27.48	9.17	0:14:55	373.03	53.29	4.52	0:21:55	331.35	82.84	3.15	0:28:55	183.76	183.76	1.41
0:01:00	385.35	13.76	18.60	0:08:00	415.87	25.99	9.95	0:15:00	376.81	47.10	5.43	0:22:00	317.93	79.48	3.28	0:29:00	172.96	172.96	1.50
0:01:05	385.30	13.76	19.03	0:08:05	409.94	25.62	10.21	0:15:05	392.22	49.03	5.33	0:22:05	326.16	81.54	3.20	0:29:05	190.16	190.16	1.37
0:01:10	391.28	13.49	19.33	0:08:10	409.21	25.58	10.24	0:15:10	398.77	49.85	5.24	0:22:10	343.99	86.00	3.03	0:29:10	189.06	189.06	1.37
0:01:15	394.79	12.74	19.93	0:08:15	412.25	25.77	10.16	0:15:15	391.70	48.96	5.34	0:22:15	341.36	85.34	3.06	0:29:15	191.63	191.63	1.36
0:01:20	394.16	12.71	20.59	0:08:20	411.88	25.74	10.17	0:15:20	393.27	49.16	5.32	0:22:20	325.48	81.37	3.21	0:29:20	171.02	171.02	1.52
0:01:25	402.60	12.58	20.66	0:08:25	398.46	24.90	10.51	0:15:25	377.85	47.23	5.54	0:22:25	346.19	86.55	3.01	0:29:25	189.37	189.37	1.37
0:01:30	403.07	12.60	20.79	0:08:30	388.97	24.31	10.76	0:15:30	402.65	50.33	5.19	0:22:30	327.10	81.78	3.19	0:29:30	186.02	186.02	1.40
0:01:35	409.42	12.79	20.50	0:08:35	389.81	24.36	10.74	0:15:35	397.41	49.68	5.26	0:22:35	331.45	82.86	3.15	0:29:35	191.84	191.84	1.35
0:01:40	404.44	12.64	20.74	0:08:40	389.39	24.34	10.76	0:15:40	396.41	49.55	5.28	0:22:40	338.22	84.55	3.09	0:29:40	191.68	191.68	1.35
0:01:45	401.97	12.56	20.83	0:08:45	408.05	25.50	10.27	0:15:45	395.58	49.45	5.29	0:22:45	331.77	82.94	3.14	0:29:45	170.71	170.71	1.52
0:01:50	406.69	12.71	20.60	0:08:50	410.67	25.67	10.19	0:15:50	398.14	49.77	5.25	0:22:50	352.69	88.17	2.96	0:29:50	188.80	188.80	1.38
0:01:55	402.76	12.59	20.81	0:08:55	411.25	25.70	10.18	0:15:55	393.53	49.19	5.32	0:22:55	326.68	81.67	3.20	0:29:55	181.46	181.46	1.43
0:02:00	397.83	12.43	21.10	0:09:00	408.63	25.54	10.26	0:16:00	397.67	49.71	5.25	0:23:00	344.40	86.10	3.03	0:30:00	160.33	160.33	1.62
0:02:05	404.86	12.65	20.67	0:09:05	412.40	25.78	10.15	0:16:05	399.98	50.00	5.23	0:23:05	323.01	80.75	3.23	0:30:05	195.61	195.61	1.33
0:02:10	406.48	12.70	20.64	0:09:10	409.15	25.57	10.23	0:16:10	398.35	49.79	5.25	0:23:10	339.90	84.97	3.07	0:30:10	187.64	187.64	1.38
0:02:15	403.65	12.61	20.76	0:09:15	408.63	25.54	10.26	0:16:15	403.44	50.43	5.18	0:23:15	338.27	84.57	3.08	0:30:15	186.33	186.33	1.39
0:02:20	403.70	12.62	20.73	0:09:20	407.90	25.49	10.26	0:16:20	397.78	49.72	5.26	0:23:20	330.04	82.51	3.16	0:30:20	192.31	192.31	1.35
0:02:25	402.39	12.57	20.87	0:09:25	409.10	25.57	10.23	0:16:25	398.56	49.82	5.25	0:23:25	341.68	85.42	3.05	0:30:25	170.66	170.66	1.52
0:02:30	404.02	12.63	20.74	0:09:30	406.27	25.39	10.31	0:16:30	396.57	49.57	5.27	0:23:30	340.79	85.20	3.07	0:30:30	190.47	190.47	1.36
0:02:35	404.80	12.65	20.67	0:09:35	413.61	25.85	10.12	0:16:35	401.87	50.23	5.20	0:23:35	328.05	82.01	3.18	0:30:35	178.99	178.99	1.45
0:02:40	409.00	12.78	20.55	0:09:40	408.32	25.52	10.25	0:16:40	402.86	50.36	5.19	0:23:40	347.45	86.86	3.00	0:30:40	184.39	184.39	1.41
0:02:45	406.74	12.71	20.56	0:09:45	408.73	25.55	10.24	0:16:45	397.62	49.70	5.26	0:23:45	321.91	80.48	3.24	0:30:45	178.83	178.83	1.45
0:02:50	410.15	12.82	20.46	0:09:50	410.41	25.65	10.20	0:16:50	391.75	48.97	5.34	0:23:50	339.27	84.82	3.08	0:30:50	180.56	180.56	1.44
0:02:55	406.32	12.70	20.63	0:09:55	408.00	25.50	10.27	0:16:55	397.46	49.68	5.26	0:23:55	346.76	86.69	3.01	0:30:55	178.78	178.78	1.45

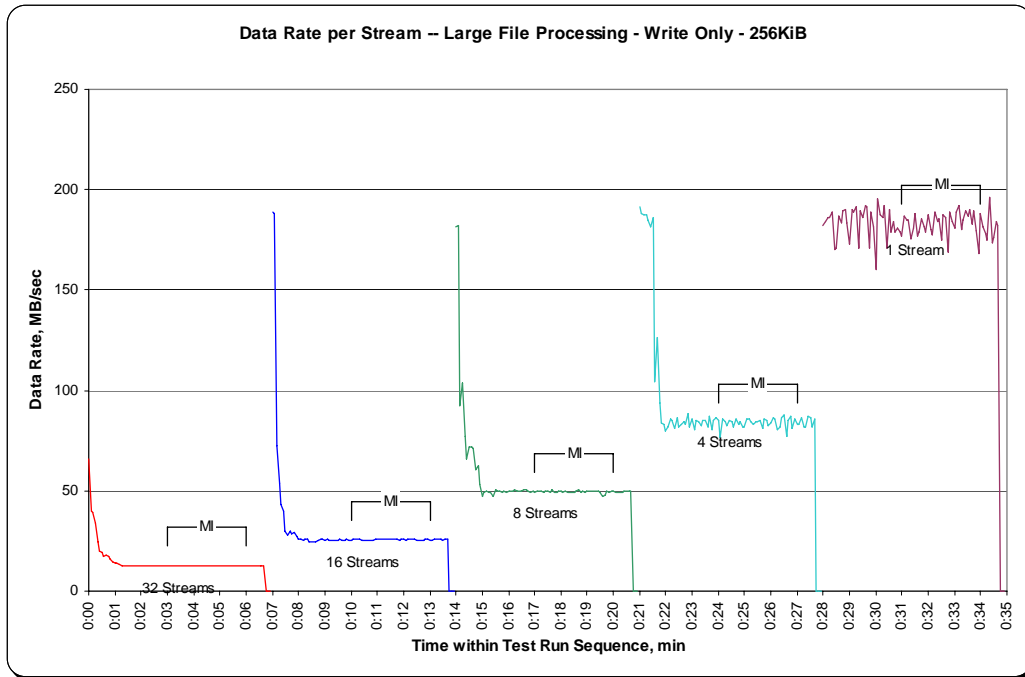
SPC-2 “Large File Processing/ WRITE ONLY /256 KiB Transfer Size” Average Data Rate Graph – Complete Test Run



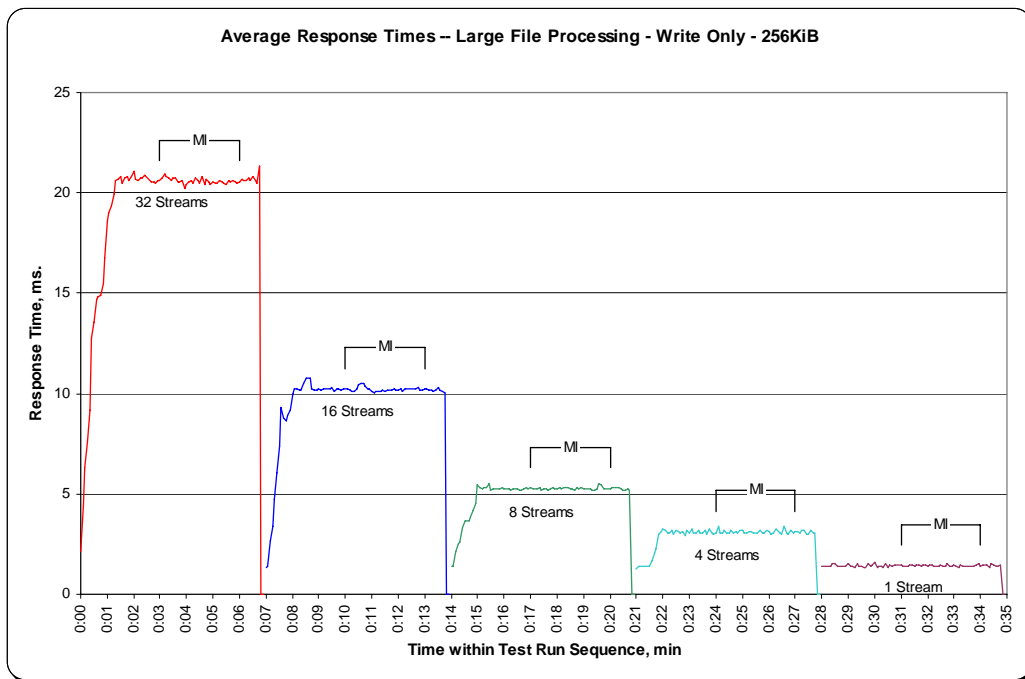
SPC-2 “Large File Processing/ WRITE ONLY /256 KiB Transfer Size” Average Data Rate Graph – Measurement Interval (MI) Only



SPC-2 “Large File Processing/ WRITE ONLY /256 KiB Transfer Size” Average Data Rate per Stream Graph



SPC-2 “Large File Processing/ WRITE ONLY /256 KiB Transfer Size” Average Response Time Graph



Large File Processing Test – READ-WRITE Test Phase

Clause 10.6.8.1.2

1. A table that will contain the following information for each "READ-WRITE, 1024 KiB Transfer Size" Test Run:
 - The number of Streams specified.
 - The average data rate, average data rate per stream, and average Response Time reported at five second intervals.
2. Average Data Rate (intervals), Average Data Rate per Stream (intervals), and Average Response Time (intervals) graphs for the "READ-WRITE, 1024 KiB Transfer Size" Test Runs as specified in Clauses 10.1.4 – 10.1.6.
3. A table that will contain the following information for each "READ-WRITE, 256 KiB Transfer Size" Test Run:
 - The number of Streams specified.
 - The average data rate, average data rate per stream, and average Response Time reported at five second intervals.
4. Average Data Rate (intervals), Average Data Rate per Stream (intervals), and Average Response Time (intervals) graphs for the "READ-WRITE, 256 KiB Transfer Size" Test Runs as specified in Clauses 10.1.4 – 10.1.6.

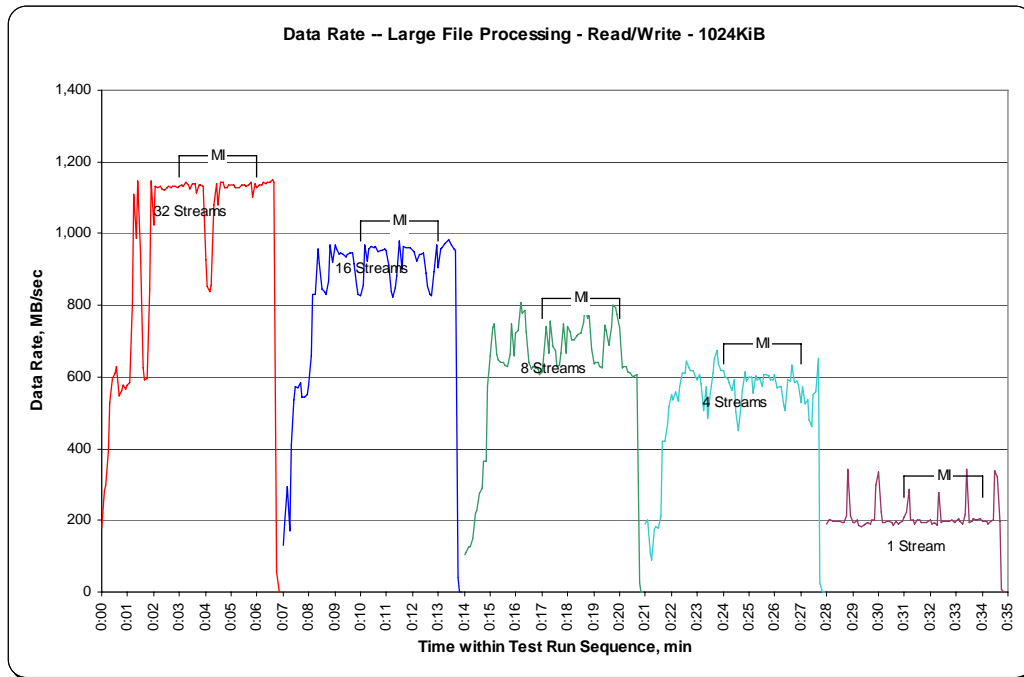
The SPC-2 "Large File Processing/READ-WRITE/1024 KiB Transfer Size" Test Run data is contained in the table that appears on the next page. That table is followed by graphs illustrating the average Data Rate, average Data Rate per Stream, and average Response Time produced by the same Test Runs. The table and graphs present the data at five-second intervals.

Immediately following the SPC-2 "Large File Processing/ READ-WRITE /1024 KiB Transfer Size" table and graphs will be the SPC-2 "Large File Processing/ READ-WRITE /64 KiB Transfer Size" table and graphs. The table contains the Test Run data and the graphs illustrate the average Data Rate, average Data Rate per Stream, and average Response Time produced by the Test Runs.

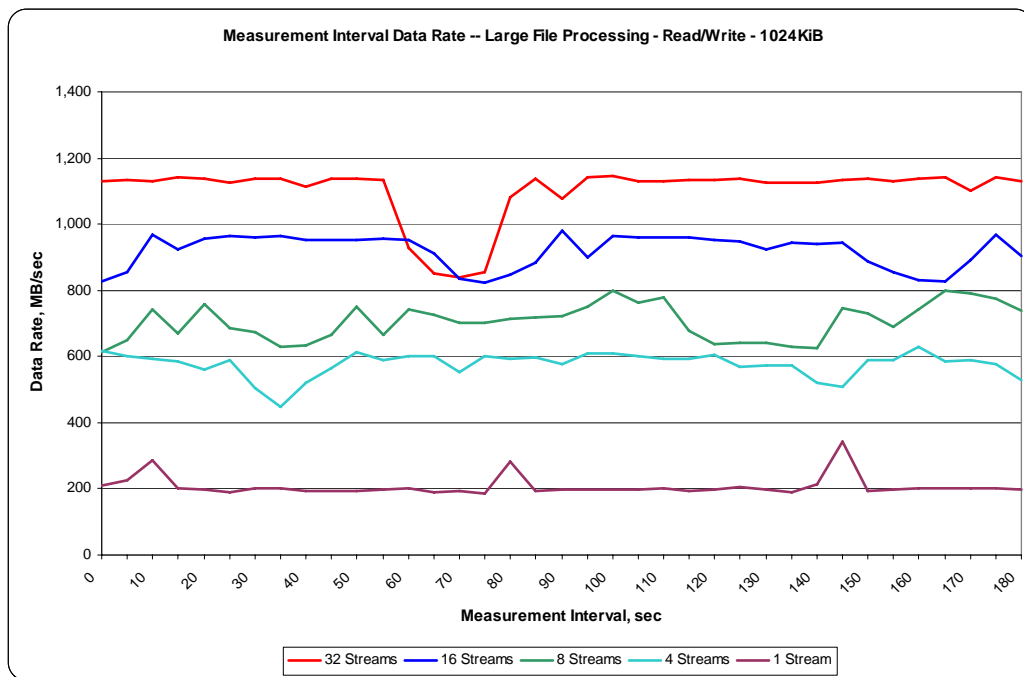
SPC-2 “Large File Processing/READ-WRITE/1024 KiB Transfer Size” Test Run Data – Ramp-Up Period

TR11	32 Streams			TR12	16 Streams			TR13	8 Streams			TR14	4 Streams			TR15	1 Stream		
Test Run Sequence Time	Data Rate, MB/sec	Data Rate / Stream, MB/sec	Response Time, ms	Test Run Sequence Time	Data Rate, MB/sec	Data Rate / Stream, MB/sec	Response Time, ms	Test Run Sequence Time	Data Rate, MB/sec	Data Rate / Stream, MB/sec	Response Time, ms	Test Run Sequence Time	Data Rate, MB/sec	Data Rate / Stream, MB/sec	Response Time, ms	Test Run Sequence Time	Data Rate, MB/sec	Data Rate / Stream, MB/sec	Response Time, ms
0:00:00	178.05	29.67	16.68	0:07:00	131.28	65.64	11.57	0:14:00	105.07	105.07	9.54	0:21:00	191.47	191.47	5.25	0:28:00	190.63	190.63	5.27
0:00:05	281.86	46.98	22.32	0:07:05	188.74	62.91	12.35	0:14:05	110.52	110.52	9.48	0:21:05	200.49	200.49	5.21	0:28:05	200.70	200.70	5.22
0:00:10	296.96	42.42	22.08	0:07:10	292.34	97.45	10.76	0:14:10	125.62	125.62	8.32	0:21:10	109.47	109.47	9.53	0:28:10	200.91	200.91	5.20
0:00:15	393.01	43.67	22.17	0:07:15	169.87	56.62	18.44	0:14:15	127.51	127.51	8.23	0:21:15	88.08	88.08	11.91	0:28:15	197.13	197.13	5.31
0:00:20	527.01	52.70	17.87	0:07:20	410.41	102.60	8.80	0:14:20	149.74	74.87	8.90	0:21:20	175.11	175.11	5.99	0:28:20	198.60	198.60	5.26
0:00:25	595.59	45.81	20.65	0:07:25	537.92	89.65	10.67	0:14:25	218.31	109.16	9.58	0:21:25	181.40	181.40	5.76	0:28:25	196.50	196.50	5.32
0:00:30	610.69	40.71	25.25	0:07:30	573.57	95.60	11.01	0:14:30	227.33	113.67	9.22	0:21:30	180.15	90.07	9.09	0:28:30	196.50	196.50	5.32
0:00:35	627.68	36.92	26.58	0:07:35	571.26	95.21	10.97	0:14:35	276.82	138.41	7.56	0:21:35	210.55	105.28	9.93	0:28:35	194.83	194.83	5.37
0:00:40	547.99	28.84	33.90	0:07:40	583.01	97.17	10.76	0:14:40	290.46	96.82	8.02	0:21:40	421.32	140.44	6.98	0:28:40	192.73	192.73	5.42
0:00:45	563.09	26.81	37.24	0:07:45	542.74	67.84	14.07	0:14:45	365.11	91.28	11.38	0:21:45	419.43	104.86	7.98	0:28:45	211.60	211.60	4.94
0:00:50	576.51	23.06	41.27	0:07:50	542.11	60.23	16.60	0:14:50	365.11	91.28	11.44	0:21:50	467.87	116.97	8.94	0:28:50	343.72	343.72	3.04
0:00:55	565.39	20.19	47.37	0:07:55	551.97	55.20	17.84	0:14:55	571.68	114.34	8.94	0:21:55	516.32	129.08	8.12	0:28:55	212.23	212.23	4.92
0:01:00	576.30	19.21	51.12	0:08:00	575.46	57.55	18.20	0:15:00	657.67	93.95	8.41	0:22:00	551.55	137.89	7.58	0:29:00	193.78	193.78	5.40
0:01:05	583.85	19.46	54.24	0:08:05	658.72	50.67	19.27	0:15:05	739.04	105.58	9.91	0:22:05	536.24	134.06	7.82	0:29:05	194.62	194.62	5.37
0:01:10	807.19	26.91	39.34	0:08:10	828.58	59.18	16.47	0:15:10	747.63	93.45	10.52	0:22:10	558.47	139.62	7.49	0:29:10	200.49	200.49	5.22
0:01:15	1,110.65	37.02	28.34	0:08:15	831.94	55.46	18.00	0:15:15	661.86	82.73	12.65	0:22:15	532.47	133.12	7.86	0:29:15	187.49	187.49	5.58
0:01:20	985.45	30.80	32.63	0:08:20	956.72	63.78	16.44	0:15:20	648.44	81.05	12.91	0:22:20	573.78	143.45	7.31	0:29:20	180.77	180.77	5.79
0:01:25	1,145.25	35.79	29.22	0:08:25	914.57	57.16	17.98	0:15:25	639.63	79.95	13.12	0:22:25	608.80	152.20	6.87	0:29:25	187.07	187.07	5.59
0:01:30	951.48	29.73	35.05	0:08:30	844.94	52.81	19.84	0:15:30	638.79	79.85	13.10	0:22:30	608.80	152.20	6.88	0:29:30	189.37	189.37	5.53
0:01:35	626.00	19.56	52.83	0:08:35	836.34	52.27	20.04	0:15:35	633.13	79.14	13.22	0:22:35	644.04	161.01	6.50	0:29:35	195.24	195.24	5.35
0:01:40	593.49	18.55	56.71	0:08:40	829.63	51.85	20.19	0:15:40	629.77	78.72	13.32	0:22:40	624.53	156.13	6.69	0:29:40	188.11	188.11	5.57
0:01:45	596.01	18.63	56.73	0:08:45	869.06	54.32	19.33	0:15:45	662.91	82.86	12.66	0:22:45	616.98	154.25	6.79	0:29:45	201.12	201.12	5.18
0:01:50	844.73	26.40	39.98	0:08:50	966.58	60.41	17.33	0:15:50	747.63	93.45	11.19	0:22:50	619.92	154.98	6.75	0:29:50	200.91	200.91	5.21
0:01:55	1,145.25	35.79	29.27	0:08:55	918.34	57.40	18.24	0:15:55	657.67	82.21	12.73	0:22:55	598.11	149.53	7.00	0:29:55	297.80	297.80	3.51
0:02:00	1,022.57	31.96	32.79	0:09:00	969.30	60.58	17.30	0:16:00	723.52	90.44	11.58	0:23:00	593.49	148.37	7.04	0:30:00	333.87	333.87	3.13
0:02:05	1,132.46	35.39	29.61	0:09:05	955.46	59.72	17.56	0:16:05	730.86	91.36	11.48	0:23:05	606.29	151.57	6.91	0:30:05	223.56	223.56	4.68
0:02:10	1,129.11	35.28	29.68	0:09:10	942.46	58.90	17.78	0:16:10	808.45	101.06	10.36	0:23:10	580.70	145.18	7.21	0:30:10	192.10	192.10	5.45
0:02:15	1,132.25	35.38	29.66	0:09:15	944.77	59.05	17.70	0:16:15	778.46	97.31	10.75	0:23:15	507.30	126.83	8.25	0:30:15	195.04	195.04	5.36
0:02:20	1,125.12	35.16	29.82	0:09:20	942.04	58.88	17.82	0:16:20	784.96	98.12	10.68	0:23:20	575.25	143.81	7.27	0:30:20	197.13	197.13	5.31
0:02:25	1,119.88	35.00	29.89	0:09:25	933.23	58.33	17.96	0:16:25	725.40	90.68	11.53	0:23:25	485.07	121.27	8.64	0:30:25	195.87	195.87	5.33
0:02:30	1,128.48	35.26	29.80	0:09:30	941.62	58.85	17.82	0:16:30	640.05	80.01	13.12	0:23:30	553.02	138.25	7.56	0:30:30	194.20	194.20	5.39
0:02:35	1,130.99	35.34	29.64	0:09:35	947.49	59.22	17.69	0:16:35	622.64	77.83	13.43	0:23:35	610.06	152.52	6.86	0:30:35	187.90	187.90	5.57
0:02:40	1,126.38	35.20	29.68	0:09:40	946.23	59.14	17.71	0:16:40	629.57	78.70	13.32	0:23:40	651.59	162.90	6.43	0:30:40	198.81	198.81	5.25
0:02:45	1,132.46	35.39	29.69	0:09:45	915.83	57.24	18.29	0:16:45	627.26	78.41	13.36	0:23:45	674.86	168.72	6.20	0:30:45	189.58	189.58	5.52
0:02:50	1,131.41	35.36	29.59	0:09:50	856.90	53.56	19.55	0:16:50	622.02	77.75	13.45	0:23:50	635.44	158.86	6.58	0:30:50	194.41	194.41	5.39
0:02:55	1,127.43	35.23	29.82	0:09:55	828.58	51.79	20.26	0:16:55	607.34	75.92	13.81	0:23:55	619.92	154.98	6.75	0:30:55	197.34	197.34	5.29

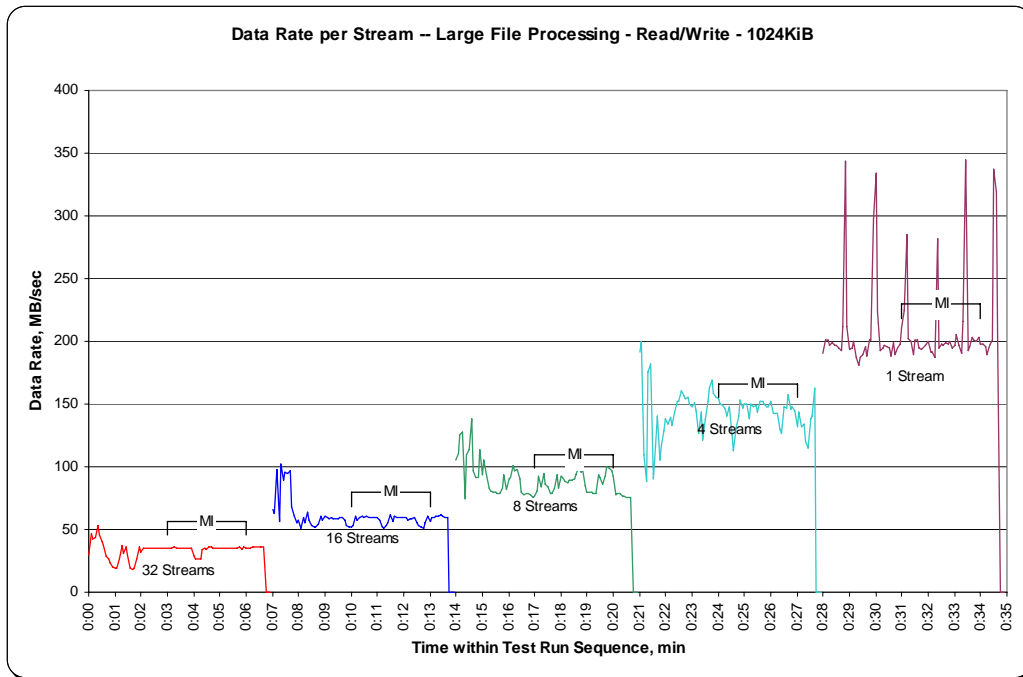
SPC-2 “Large File Processing/ READ-WRITE/1024 KiB Transfer Size” Average Data Rate Graph – Complete Test Run



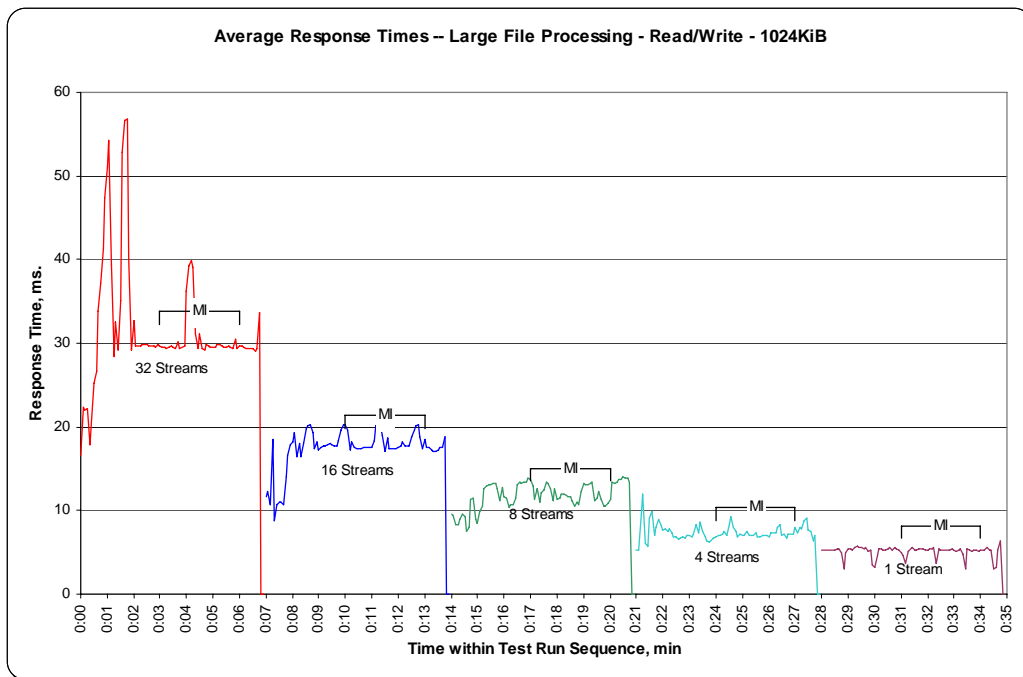
SPC-2 “Large File Processing/ READ-WRITE/1024 KiB Transfer Size” Average Data Rate Graph – Measurement Interval (MI) Only



SPC-2 “Large File Processing/READ-WRITE/1024 KiB Transfer Size” Average Data Rate per Stream Graph



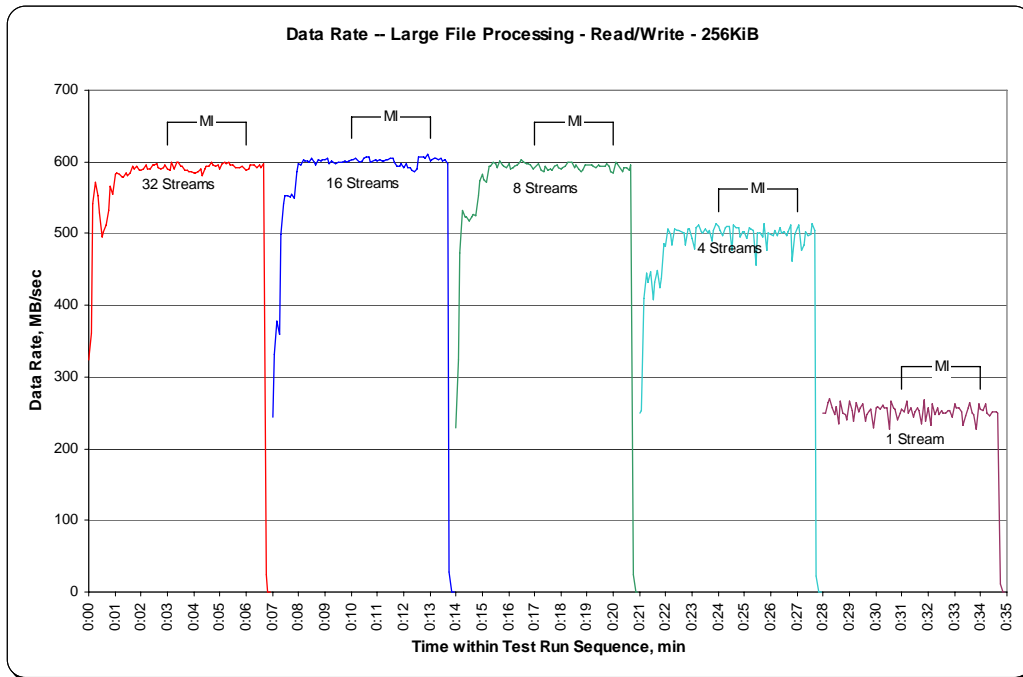
SPC-2 “Large File Processing/READ-WRITE/1024 KiB Transfer Size” Average Response Time Graph



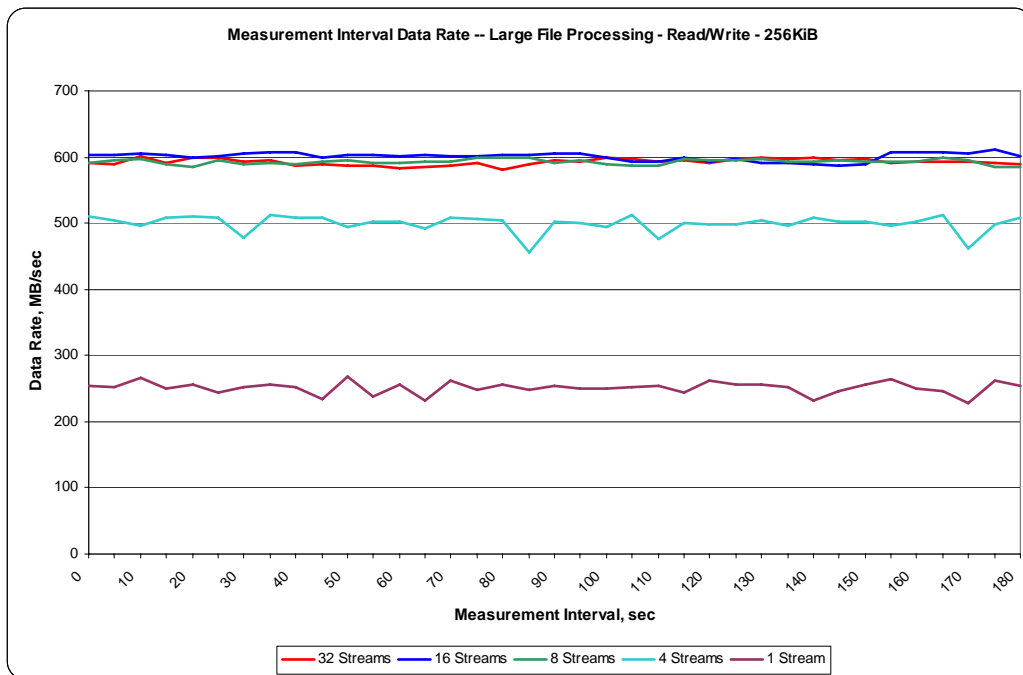
SPC-2 “Large File Processing/READ-WRITE/256 KiB Transfer Size” Test Run Data - Ramp-Up Period

TR16				TR17				TR18				TR19				TR20			
Test Run Sequence Time	32 Streams		Response Time, ms	Test Run Sequence Time	16 Streams		Response Time, ms	Test Run Sequence Time	8 Streams		Response Time, ms	Test Run Sequence Time	4 Streams		Response Time, ms	Test Run Sequence Time	1 Stream		Response Time, ms
	Data Rate, MB/sec	Data Rate / Stream, MB/sec			Data Rate, MB/sec	Data Rate / Stream, MB/sec			Data Rate, MB/sec	Data Rate / Stream, MB/sec			Data Rate, MB/sec	Data Rate / Stream, MB/sec			Data Rate, MB/sec	Data Rate / Stream, MB/sec	
0:00:00	323.85	80.96	2.00	0:07:00	243.53	243.53	1.02	0:14:00	229.48	229.48	1.08	0:21:00	249.40	249.40	0.99	0:28:00	250.24	250.24	0.99
0:00:05	361.18	60.20	3.41	0:07:05	330.88	110.29	1.76	0:14:05	323.17	107.72	1.39	0:21:05	252.86	126.43	1.11	0:28:05	248.83	248.83	1.04
0:00:10	542.01	67.75	3.86	0:07:10	377.43	125.81	2.07	0:14:10	472.17	94.43	1.94	0:21:10	409.84	136.61	1.57	0:28:10	264.45	264.45	0.98
0:00:15	570.90	57.09	4.22	0:07:15	359.03	119.68	2.17	0:14:15	532.73	106.55	2.44	0:21:15	444.39	148.13	1.75	0:28:15	269.96	269.96	0.96
0:00:20	553.18	39.51	5.47	0:07:20	499.12	99.82	2.44	0:14:20	523.61	104.72	2.49	0:21:20	432.12	144.04	1.81	0:28:20	256.01	256.01	1.01
0:00:25	528.01	33.00	7.25	0:07:25	541.85	90.31	2.88	0:14:25	522.77	104.55	2.49	0:21:25	446.22	148.74	1.75	0:28:25	247.04	247.04	1.05
0:00:30	495.92	31.00	8.43	0:07:30	553.39	79.06	2.90	0:14:30	518.00	103.60	2.51	0:21:30	406.80	135.60	1.92	0:28:30	258.37	258.37	1.00
0:00:35	503.26	29.60	8.72	0:07:35	552.08	78.87	3.31	0:14:35	523.92	104.78	2.49	0:21:35	431.49	143.83	1.81	0:28:35	235.41	235.41	1.10
0:00:40	511.86	28.44	9.17	0:07:40	551.97	78.85	3.31	0:14:40	526.02	105.20	2.48	0:21:40	449.11	149.70	1.74	0:28:40	265.50	265.50	0.97
0:00:45	533.15	24.23	9.74	0:07:45	555.01	61.67	4.03	0:14:45	525.18	105.04	2.48	0:21:45	424.78	141.59	1.84	0:28:45	250.19	250.19	1.03
0:00:50	566.49	22.66	10.80	0:07:50	549.03	42.23	5.62	0:14:50	553.39	92.23	2.80	0:21:50	437.62	145.87	1.78	0:28:50	246.83	246.83	1.05
0:00:55	555.22	19.83	12.71	0:07:55	586.47	41.89	6.04	0:14:55	572.52	81.79	3.05	0:21:55	485.96	121.49	1.98	0:28:55	240.23	240.23	1.08
0:01:00	582.12	20.07	12.78	0:08:00	598.27	39.88	6.47	0:15:00	582.48	83.21	3.13	0:22:00	481.66	120.42	2.16	0:29:00	265.92	265.92	0.97
0:01:05	583.79	19.46	13.11	0:08:05	596.06	39.74	6.58	0:15:05	574.99	82.14	3.18	0:22:05	507.09	126.77	2.05	0:29:05	253.91	253.91	1.02
0:01:10	582.54	19.42	13.48	0:08:10	604.03	40.27	6.49	0:15:10	570.95	71.37	3.33	0:22:10	498.23	124.56	2.09	0:29:10	238.60	238.60	1.08
0:01:15	579.02	18.09	14.08	0:08:15	600.73	37.55	6.93	0:15:15	593.76	74.22	3.52	0:22:15	484.44	121.11	2.15	0:29:15	263.93	263.93	0.98
0:01:20	578.13	18.07	14.51	0:08:20	601.41	37.59	6.96	0:15:20	594.02	74.25	3.51	0:22:20	505.78	126.45	2.06	0:29:20	252.08	252.08	1.03
0:01:25	584.79	18.27	14.33	0:08:25	599.84	37.49	6.98	0:15:25	599.37	74.92	3.48	0:22:25	504.47	126.12	2.06	0:29:25	256.48	256.48	1.01
0:01:30	580.39	18.14	14.41	0:08:30	604.45	37.78	6.92	0:15:30	597.69	74.71	3.49	0:22:30	505.41	126.35	2.06	0:29:30	262.77	262.77	0.98
0:01:35	584.21	18.26	14.39	0:08:35	599.73	37.48	6.98	0:15:35	592.13	74.02	3.52	0:22:35	502.48	125.62	2.07	0:29:35	237.40	237.40	1.09
0:01:40	593.97	18.56	14.09	0:08:40	596.01	37.25	7.02	0:15:40	601.25	75.16	3.47	0:22:40	501.48	125.37	2.07	0:29:40	247.88	247.88	1.04
0:01:45	589.35	18.42	14.20	0:08:45	603.82	37.74	6.93	0:15:45	595.17	74.40	3.51	0:22:45	484.97	121.24	2.15	0:29:45	254.07	254.07	1.02
0:01:50	594.18	18.57	14.10	0:08:50	602.20	37.64	6.95	0:15:50	593.97	74.25	3.51	0:22:50	506.15	126.54	2.06	0:29:50	255.70	255.70	1.01
0:01:55	588.88	18.40	14.22	0:08:55	602.30	37.64	6.95	0:15:55	592.81	74.10	3.52	0:22:55	507.14	126.79	2.05	0:29:55	229.38	229.38	1.13
0:02:00	588.51	18.39	14.25	0:09:00	603.56	37.72	6.93	0:16:00	597.22	74.65	3.50	0:23:00	493.25	123.31	2.11	0:30:00	256.01	256.01	1.01
0:02:05	589.88	18.43	14.23	0:09:05	605.71	37.86	6.91	0:16:05	590.45	73.81	3.54	0:23:05	478.05	119.51	2.18	0:30:05	259.57	259.57	1.00
0:02:10	595.54	18.61	14.06	0:09:10	598.42	37.40	6.99	0:16:10	591.71	73.96	3.53	0:23:10	507.83	126.96	2.05	0:30:10	255.96	255.96	1.01
0:02:15	589.61	18.43	14.20	0:09:15	600.83	37.55	6.96	0:16:15	594.12	74.27	3.51	0:23:15	511.13	127.78	2.04	0:30:15	261.31	261.31	0.99
0:02:20	590.51	18.45	14.18	0:09:20	599.79	37.49	6.98	0:16:20	595.91	74.49	3.51	0:23:20	503.42	125.86	2.07	0:30:20	257.32	257.32	1.01
0:02:25	595.43	18.61	14.08	0:09:25	598.27	37.39	6.99	0:16:25	599.31	74.91	3.48	0:23:25	500.49	125.12	2.08	0:30:25	257.53	257.53	1.00
0:02:30	596.48	18.64	14.02	0:09:30	598.63	37.41	7.00	0:16:30	602.41	75.30	3.47	0:23:30	506.57	126.64	2.05	0:30:30	226.44	226.44	1.14
0:02:35	596.80	18.65	14.06	0:09:35	598.89	37.43	6.98	0:16:35	600.26	75.03	3.48	0:23:35	500.33	125.08	2.08	0:30:35	265.60	265.60	0.97
0:02:40	592.81	18.53	14.12	0:09:40	600.15	37.51	6.96	0:16:40	598.32	74.79	3.49	0:23:40	504.47	126.12	2.06	0:30:40	257.01	257.01	1.01
0:02:45	590.61	18.46	14.20	0:09:45	601.41	37.59	6.97	0:16:45	597.90	74.74	3.49	0:23:45	488.74	122.19	2.13	0:30:45	254.12	254.12	1.02
0:02:50	592.92	18.53	14.13	0:09:50	599.68	37.48	6.97	0:16:50	595.22	74.40	3.51	0:23:50	504.37	126.09	2.06	0:30:50	240.02	240.02	1.08
0:02:55	595.43	18.61	14.07	0:09:55	602.09	37.63	6.95	0:16:55	589.61	73.70	3.54	0:23:55	513.59	128.40	2.03	0:30:55	249.35	249.35	1.04

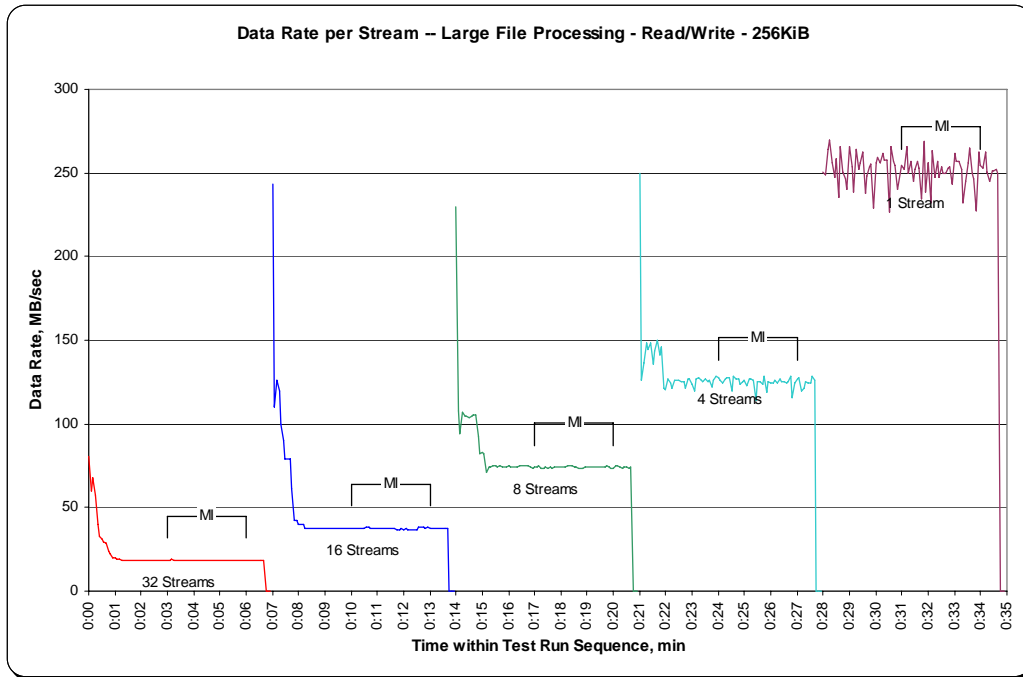
SPC-2 “Large File Processing/READ-WRITE/256 KiB Transfer Size” Average Data Rate Graph – Complete Test Run



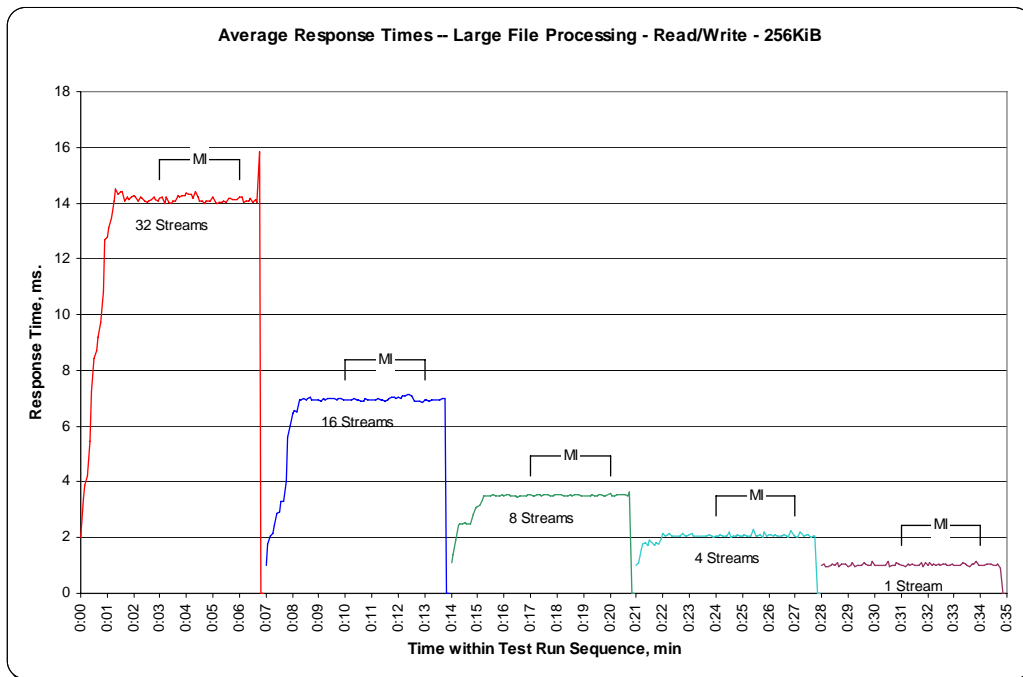
SPC-2 “Large File Processing/READ-WRITE/256 KiB Transfer Size” Average Data Rate Graph – Measurement Interval (MI) Only



SPC-2 “Large File Processing/READ-WRITE/256 KiB Transfer Size” Average Data Rate per Stream Graph



SPC-2 “Large File Processing/READ-WRITE/256 KiB Transfer Size” Average Response Time Graph



Large File Processing Test – READ ONLY Test Phase

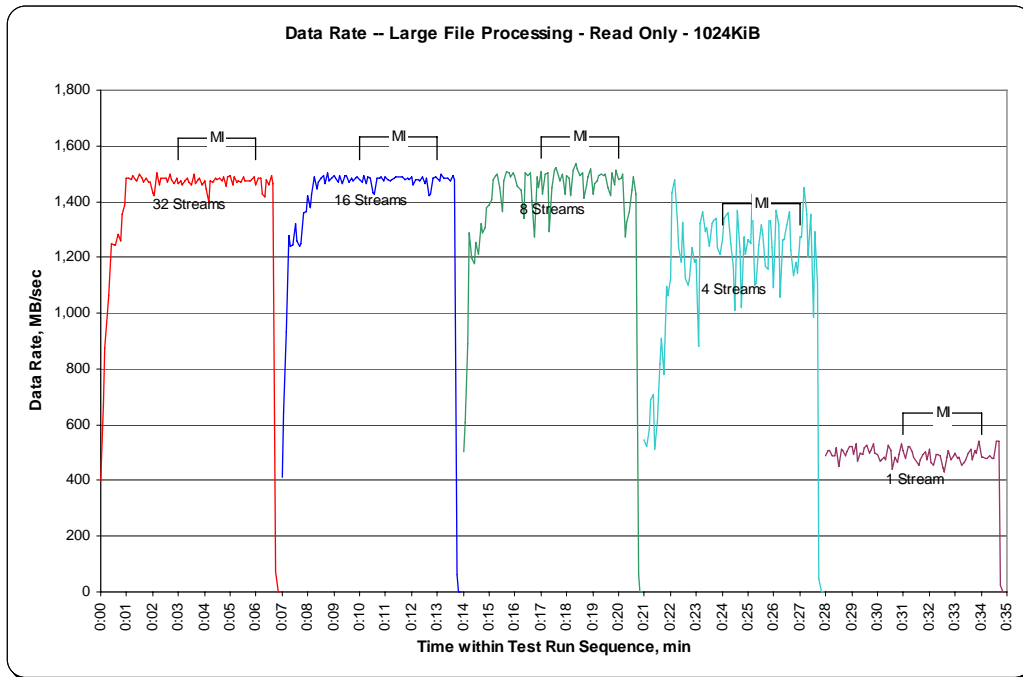
Clause 10.6.8.1.3

1. *A table that will contain the following information for each "READ ONLY, 1024 KiB Transfer Size" Test Run:*
 - *The number of Streams specified.*
 - *The average data rate, average data rate per stream, and average Response Time reported at five second intervals.*
2. *Average Data Rate (intervals), Average Data Rate per Stream (intervals), and Average Response Time (intervals) graphs for the "READ ONLY, 1024 KiB Transfer Size" Test Runs as specified in Clauses 10.1.4 – 10.1.6.*
3. *A table that will contain the following information for each "READ ONLY, 256 KiB Transfer Size" Test Run:*
 - *The number of Streams specified.*
 - *The average data rate, average data rate per stream, and average Response Time reported at five second intervals.*
4. *Average Data Rate (intervals), Average Data Rate per Stream (intervals), and Average Response Time (intervals) graphs for the "READ ONLY, 256 KiB Transfer Size" Test Runs as specified in Clauses 10.1.4 – 10.1.6.*

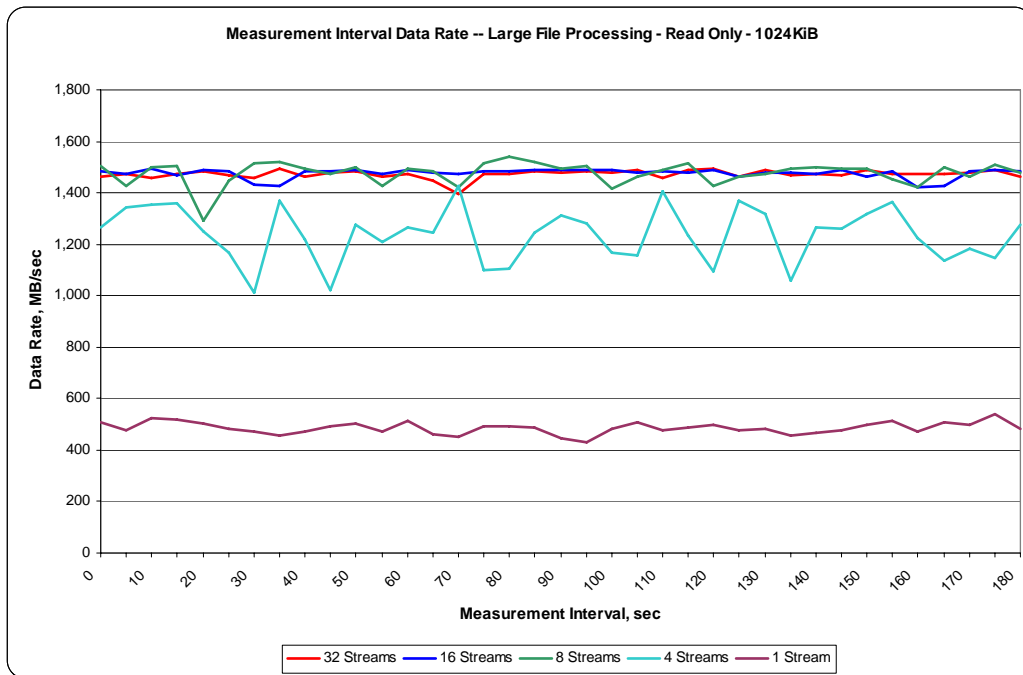
The SPC-2 "Large File Processing/READ ONLY/1024 KiB Transfer Size" Test Run data is contained in the table that appears on the next page. That table is followed by graphs illustrating the average Data Rate, average Data Rate per Stream, and average Response Time produced by the same Test Runs. The table and graphs present the data at five-second intervals.

Immediately following the SPC-2 "Large File Processing/READ ONLY/1024 KiB Transfer Size" table and graphs will be the SPC-2 "Large File Processing/READ ONLY/64 KiB Transfer Size" table and graphs. The table contains the Test Run data and the graphs illustrate the average Data Rate, average Data Rate per Stream, and average Response Time produced by the Test Runs.

SPC-2 “Large File Processing/READ ONLY/1024 KiB Transfer Size” Average Data Rate Graph – Complete Test Run



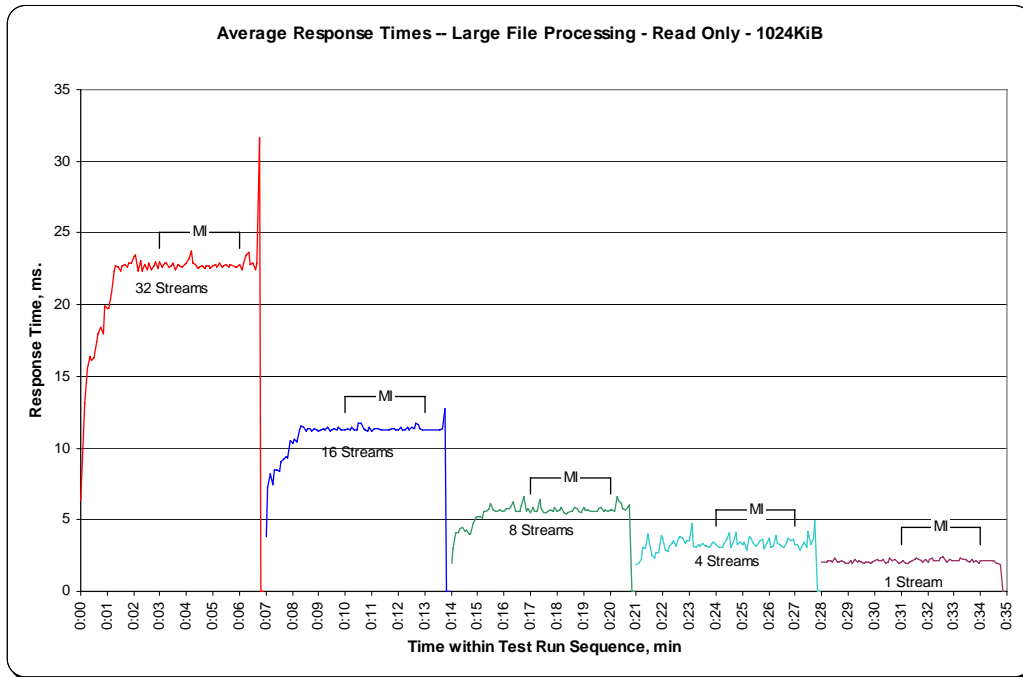
SPC-2 “Large File Processing/READ ONLY/1024 KiB Transfer Size” Average Data Rate Graph – Measurement Interval (MI) Only



SPC-2 “Large File Processing/READ ONLY/1024 KiB Transfer Size” Average Data Rate per Stream Graph



SPC-2 “Large File Processing/READ ONLY/1024 KiB Transfer Size” Average Response Time Graph



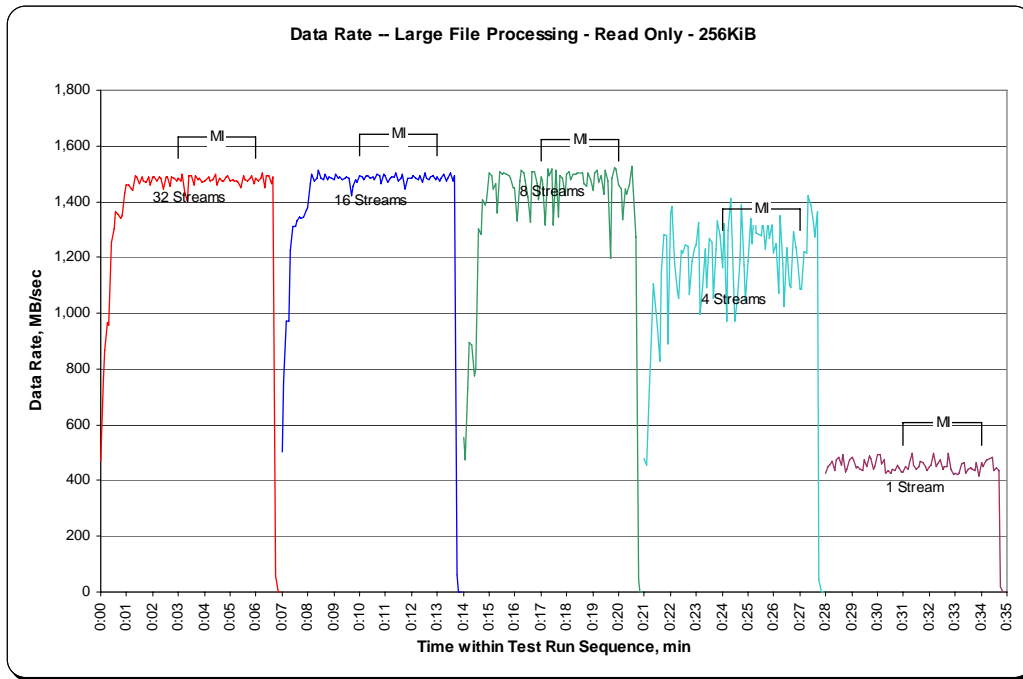
SPC-2 “Large File Processing/READ ONLY/256 KiB Transfer Size” Test Run Data – Ramp-Up Period

TR26				TR27				TR28				TR29				TR30			
Test Run Sequence Time	32 Streams		Response Time, ms	Test Run Sequence Time	16 Streams		Response Time, ms	Test Run Sequence Time	8 Streams		Response Time, ms	Test Run Sequence Time	4 Streams		Response Time, ms	Test Run Sequence Time	1 Stream		Response Time, ms
	Data Rate, MB/sec	Data Rate / Stream, MB/sec			Data Rate, MB/sec	Data Rate / Stream, MB/sec			Data Rate, MB/sec	Data Rate / Stream, MB/sec			Data Rate, MB/sec	Data Rate / Stream, MB/sec			Data Rate, MB/sec	Data Rate / Stream, MB/sec	
0:00:00	470.29	67.18	2.77	0:07:00	504.57	126.14	1.23	0:14:00	556.16	278.08	0.56	0:21:00	477.52	477.52	0.51	0:28:00	426.14	426.14	0.58
0:00:05	763.73	84.86	2.63	0:07:05	758.64	126.44	1.62	0:14:05	476.21	238.11	1.14	0:21:05	457.13	457.13	0.56	0:28:05	450.68	450.68	0.57
0:00:10	867.02	66.69	3.25	0:07:10	972.55	121.57	1.91	0:14:10	734.27	183.57	0.76	0:21:10	729.70	243.23	0.82	0:28:10	455.34	455.34	0.56
0:00:15	965.63	64.38	3.64	0:07:15	970.82	121.35	2.16	0:14:15	893.12	223.28	1.16	0:21:15	842.22	280.74	0.92	0:28:15	467.14	467.14	0.55
0:00:20	957.04	56.30	4.39	0:07:20	1,224.42	122.44	1.91	0:14:20	887.93	221.98	1.17	0:21:20	1,104.62	368.21	0.70	0:28:20	436.52	436.52	0.59
0:00:25	1,253.15	62.66	3.85	0:07:25	1,311.66	109.31	2.23	0:14:25	775.63	193.91	1.33	0:21:25	1,056.44	352.15	0.73	0:28:25	475.95	475.95	0.54
0:00:30	1,301.49	54.23	4.39	0:07:30	1,310.41	109.20	2.37	0:14:30	799.43	159.89	1.36	0:21:30	951.16	317.05	0.81	0:28:30	483.76	483.76	0.53
0:00:35	1,362.05	54.48	4.74	0:07:35	1,331.32	110.94	2.35	0:14:35	1,300.97	216.83	1.01	0:21:35	830.31	276.77	0.93	0:28:35	456.92	456.92	0.56
0:00:40	1,356.54	52.17	4.84	0:07:40	1,343.49	111.96	2.33	0:14:40	1,285.34	183.62	1.22	0:21:40	1,148.87	287.22	0.82	0:28:40	495.19	495.19	0.52
0:00:45	1,340.87	51.57	5.10	0:07:45	1,341.13	111.76	2.33	0:14:45	1,406.66	200.95	1.29	0:21:45	1,281.10	320.27	0.80	0:28:45	430.18	430.18	0.60
0:00:50	1,350.30	50.01	5.10	0:07:50	1,345.79	112.15	2.32	0:14:50	1,389.89	198.56	1.31	0:21:50	1,276.59	319.15	0.81	0:28:50	438.25	438.25	0.58
0:00:55	1,429.21	49.28	5.10	0:07:55	1,370.96	105.46	2.36	0:14:55	1,401.26	175.16	1.33	0:21:55	891.13	222.78	1.16	0:28:55	474.43	474.43	0.54
0:01:00	1,458.62	47.05	5.38	0:08:00	1,379.61	91.97	2.62	0:15:00	1,501.61	187.70	1.38	0:22:00	1,359.16	339.79	0.76	0:29:00	482.14	482.14	0.53
0:01:05	1,460.09	47.10	5.55	0:08:05	1,465.33	97.69	2.67	0:15:05	1,491.81	186.48	1.39	0:22:05	1,381.97	345.49	0.74	0:29:05	471.54	471.54	0.54
0:01:10	1,444.20	46.59	5.62	0:08:10	1,500.67	100.04	2.60	0:15:10	1,444.41	180.55	1.44	0:22:10	1,179.86	294.96	0.88	0:29:10	445.07	445.07	0.58
0:01:15	1,443.00	46.55	5.58	0:08:15	1,474.04	98.27	2.66	0:15:15	1,465.44	183.18	1.42	0:22:15	1,081.08	270.27	0.95	0:29:15	450.36	450.36	0.57
0:01:20	1,491.49	46.61	5.52	0:08:20	1,486.41	92.90	2.68	0:15:20	1,358.06	169.76	1.53	0:22:20	1,051.67	262.92	0.98	0:29:20	439.72	439.72	0.58
0:01:25	1,487.93	46.50	5.63	0:08:25	1,513.51	94.59	2.76	0:15:25	1,507.43	188.43	1.37	0:22:25	1,225.68	306.42	0.84	0:29:25	437.83	437.83	0.59
0:01:30	1,465.91	45.81	5.65	0:08:30	1,481.90	92.62	2.83	0:15:30	1,499.31	187.41	1.38	0:22:30	1,214.93	303.73	0.85	0:29:30	475.69	475.69	0.54
0:01:35	1,488.14	46.50	5.68	0:08:35	1,481.43	92.59	2.81	0:15:35	1,502.92	187.87	1.38	0:22:35	1,245.92	311.48	0.82	0:29:35	448.58	448.58	0.57
0:01:40	1,473.46	46.05	5.70	0:08:40	1,500.25	93.77	2.77	0:15:40	1,497.79	187.22	1.38	0:22:40	1,241.67	310.42	0.83	0:29:40	486.80	486.80	0.52
0:01:45	1,472.04	46.00	5.62	0:08:45	1,479.70	92.48	2.81	0:15:45	1,492.44	186.55	1.39	0:22:45	1,065.20	266.30	0.97	0:29:45	480.20	480.20	0.53
0:01:50	1,490.66	46.58	5.62	0:08:50	1,489.40	93.09	2.81	0:15:50	1,484.94	185.62	1.39	0:22:50	1,186.94	296.73	0.87	0:29:50	439.72	439.72	0.58
0:01:55	1,461.51	45.67	5.73	0:08:55	1,484.10	92.76	2.80	0:15:55	1,448.97	181.12	1.43	0:22:55	1,235.75	308.94	0.83	0:29:55	449.47	449.47	0.57
0:02:00	1,489.92	46.56	5.60	0:09:00	1,478.49	92.41	2.82	0:16:00	1,450.34	181.29	1.43	0:23:00	1,243.87	310.97	0.83	0:30:00	491.83	491.83	0.52
0:02:05	1,489.03	46.53	5.64	0:09:05	1,498.57	93.66	2.78	0:16:05	1,332.95	166.62	1.56	0:23:05	1,326.45	331.61	0.77	0:30:05	495.40	495.40	0.52
0:02:10	1,474.35	46.07	5.70	0:09:10	1,483.00	92.69	2.81	0:16:10	1,472.67	184.08	1.41	0:23:10	995.83	248.96	1.04	0:30:10	460.22	460.22	0.56
0:02:15	1,486.67	46.46	5.61	0:09:15	1,486.93	92.93	2.81	0:16:15	1,513.46	189.18	1.37	0:23:15	1,096.44	274.11	0.94	0:30:15	472.54	472.54	0.54
0:02:20	1,486.04	46.44	5.64	0:09:20	1,480.96	92.56	2.81	0:16:20	1,503.92	187.99	1.38	0:23:20	1,231.19	307.80	0.84	0:30:20	425.35	425.35	0.60
0:02:25	1,445.99	45.19	5.75	0:09:25	1,483.53	92.72	2.82	0:16:25	1,475.56	184.44	1.41	0:23:25	1,091.36	272.84	0.94	0:30:25	437.26	437.26	0.59
0:02:30	1,487.41	46.48	5.65	0:09:30	1,486.83	92.93	2.78	0:16:30	1,418.41	177.30	1.46	0:23:30	1,270.93	317.73	0.81	0:30:30	425.30	425.30	0.60
0:02:35	1,488.93	46.53	5.63	0:09:35	1,482.00	92.63	2.83	0:16:35	1,326.13	165.77	1.57	0:23:35	1,256.35	314.09	0.82	0:30:35	438.83	438.83	0.58
0:02:40	1,454.22	45.44	5.70	0:09:40	1,422.81	88.93	2.93	0:16:40	1,505.76	188.22	1.38	0:23:40	1,053.56	263.39	0.98	0:30:40	437.73	437.73	0.59
0:02:45	1,487.82	46.49	5.67	0:09:45	1,456.84	91.05	2.86	0:16:45	1,506.96	188.37	1.37	0:23:45	1,228.14	307.04	0.84	0:30:45	453.82	453.82	0.56
0:02:50	1,485.41	46.42	5.64	0:09:50	1,480.17	92.51	2.82	0:16:50	1,466.75	183.34	1.41	0:23:50	1,331.80	332.95	0.77	0:30:50	445.54	445.54	0.57
0:02:55	1,474.46	46.08	5.67	0:09:55	1,471.26	91.95	2.82	0:16:55	1,409.50	176.19	1.47	0:23:55	1,275.96	318.99	0.79	0:30:55	428.50	428.50	0.60

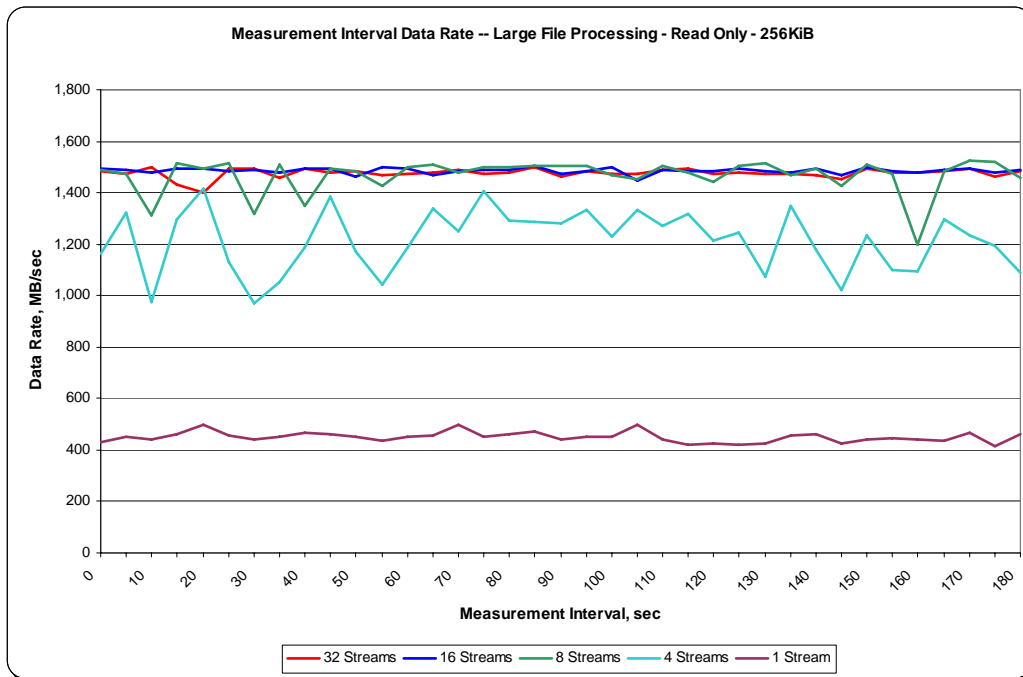
**SPC-2 “Large File Processing/READ ONLY/256 KiB Transfer Size” Test Run Data
 Measurement Interval, Run-Out, and Ramp-Down Periods**

TR26				TR27				TR28				TR29				TR30			
Test Run Sequence Time	32 Streams			Test Run Sequence Time	16 Streams			Test Run Sequence Time	8 Streams			Test Run Sequence Time	4 Streams			Test Run Sequence Time	1 Stream		
	Data Rate, MB/sec	Data Rate / Stream, MB/sec	Response Time, ms		Data Rate, MB/sec	Data Rate / Stream, MB/sec	Response Time, ms		Data Rate, MB/sec	Data Rate / Stream, MB/sec	Response Time, ms		Data Rate, MB/sec	Data Rate / Stream, MB/sec	Response Time, ms		Data Rate, MB/sec	Data Rate / Stream, MB/sec	Response Time, ms
0:03:00	1,482.79	46.34	5.59	0:10:00	1,494.01	93.38	2.80	0:17:00	1,488.82	186.10	1.40	0:24:00	1,162.19	290.55	0.91	0:31:00	432.22	432.22	0.59
0:03:05	1,473.04	46.03	5.68	0:10:05	1,487.04	92.94	2.80	0:17:05	1,472.99	184.12	1.41	0:24:05	1,320.89	330.22	0.78	0:31:05	449.89	449.89	0.57
0:03:10	1,498.26	46.82	5.63	0:10:10	1,479.44	92.46	2.80	0:17:10	1,314.76	164.34	1.58	0:24:10	973.60	243.40	1.06	0:31:10	438.72	438.72	0.58
0:03:15	1,432.72	44.77	5.81	0:10:15	1,492.75	93.30	2.81	0:17:15	1,515.24	189.41	1.37	0:24:15	1,298.66	324.67	0.79	0:31:15	463.26	463.26	0.55
0:03:20	1,403.10	43.85	5.98	0:10:20	1,491.86	93.24	2.80	0:17:20	1,493.33	186.67	1.39	0:24:20	1,414.06	353.51	0.73	0:31:20	498.65	498.65	0.51
0:03:25	1,492.23	46.63	5.57	0:10:25	1,482.90	92.68	2.81	0:17:25	1,516.03	189.50	1.37	0:24:25	1,132.04	283.01	0.91	0:31:25	457.02	457.02	0.56
0:03:30	1,494.17	46.69	5.63	0:10:30	1,491.13	93.20	2.79	0:17:30	1,318.37	164.80	1.58	0:24:30	971.03	242.76	1.06	0:31:30	439.67	439.67	0.57
0:03:35	1,459.83	45.62	5.69	0:10:35	1,480.80	92.55	2.82	0:17:35	1,510.79	188.85	1.37	0:24:35	1,050.78	262.69	0.98	0:31:35	449.68	449.68	0.57
0:03:40	1,493.75	46.68	5.60	0:10:40	1,496.21	93.51	2.79	0:17:40	1,347.42	168.43	1.54	0:24:40	1,190.24	297.56	0.87	0:31:40	468.19	468.19	0.55
0:03:45	1,478.60	46.21	5.69	0:10:45	1,494.80	93.42	2.79	0:17:45	1,493.59	186.70	1.39	0:24:45	1,387.37	346.84	0.74	0:31:45	464.20	464.20	0.55
0:03:50	1,485.15	46.41	5.62	0:10:50	1,464.91	91.56	2.84	0:17:50	1,481.74	185.22	1.40	0:24:50	1,172.41	293.10	0.87	0:31:50	449.79	449.79	0.57
0:03:55	1,469.37	45.92	5.63	0:10:55	1,496.63	93.54	2.79	0:17:55	1,424.02	178.00	1.46	0:24:55	1,042.76	260.69	0.99	0:31:55	437.89	437.89	0.59
0:04:00	1,475.24	46.10	5.71	0:11:00	1,495.79	93.49	2.79	0:18:00	1,497.94	187.24	1.38	0:25:00	1,185.89	296.47	0.87	0:32:00	450.36	450.36	0.57
0:04:05	1,480.12	46.25	5.66	0:11:05	1,467.38	91.71	2.84	0:18:05	1,508.80	188.60	1.37	0:25:05	1,338.61	334.65	0.77	0:32:05	454.40	454.40	0.56
0:04:10	1,487.51	46.48	5.63	0:11:10	1,482.95	92.68	2.81	0:18:10	1,478.49	184.81	1.40	0:25:10	1,249.12	312.28	0.82	0:32:10	497.81	497.81	0.51
0:04:15	1,474.61	46.08	5.66	0:11:15	1,487.46	92.97	2.81	0:18:15	1,498.05	187.26	1.38	0:25:15	1,405.67	351.42	0.73	0:32:15	451.36	451.36	0.57
0:04:20	1,478.18	46.19	5.65	0:11:20	1,489.55	93.10	2.79	0:18:20	1,498.73	187.34	1.38	0:25:20	1,289.17	322.29	0.80	0:32:20	461.27	461.27	0.55
0:04:25	1,499.15	46.85	5.60	0:11:25	1,504.60	94.04	2.77	0:18:25	1,501.88	187.73	1.38	0:25:25	1,285.08	321.27	0.80	0:32:25	473.64	473.64	0.54
0:04:30	1,461.19	45.66	5.73	0:11:30	1,474.40	92.15	2.84	0:18:30	1,504.50	188.06	1.38	0:25:30	1,279.47	319.87	0.80	0:32:30	441.56	441.56	0.58
0:04:35	1,481.74	46.30	5.62	0:11:35	1,484.84	92.80	2.80	0:18:35	1,504.02	188.00	1.38	0:25:35	1,333.89	333.47	0.77	0:32:35	450.52	450.52	0.57
0:04:40	1,473.35	46.04	5.67	0:11:40	1,497.68	93.61	2.79	0:18:40	1,466.07	183.26	1.41	0:25:40	1,228.04	307.01	0.84	0:32:40	452.30	452.30	0.57
0:04:45	1,475.03	46.09	5.65	0:11:45	1,444.73	90.30	2.89	0:18:45	1,453.43	181.68	1.43	0:25:45	1,335.62	333.91	0.77	0:32:45	496.82	496.82	0.51
0:04:50	1,489.34	46.54	5.65	0:11:50	1,486.30	92.89	2.80	0:18:50	1,501.93	187.74	1.38	0:25:50	1,269.77	317.44	0.81	0:32:50	442.71	442.71	0.58
0:04:55	1,492.39	46.64	5.61	0:11:55	1,482.27	92.64	2.82	0:18:55	1,477.34	184.67	1.40	0:25:55	1,315.54	328.89	0.78	0:32:55	422.21	422.21	0.61
0:05:00	1,473.41	46.04	5.65	0:12:00	1,481.80	92.61	2.82	0:19:00	1,442.26	180.28	1.44	0:26:00	1,215.46	303.86	0.85	0:33:00	425.98	425.98	0.60
0:05:05	1,480.90	46.28	5.65	0:12:05	1,492.65	93.29	2.78	0:19:05	1,503.19	187.90	1.37	0:26:05	1,247.49	311.87	0.82	0:33:05	421.53	421.53	0.61
0:05:10	1,475.66	46.11	5.70	0:12:10	1,483.84	92.74	2.82	0:19:10	1,512.15	189.02	1.38	0:26:10	1,072.22	268.06	0.96	0:33:10	427.87	427.87	0.60
0:05:15	1,475.71	46.12	5.65	0:12:15	1,477.50	92.34	2.82	0:19:15	1,467.48	183.44	1.41	0:26:15	1,347.68	336.92	0.76	0:33:15	457.97	457.97	0.56
0:05:20	1,467.85	45.87	5.70	0:12:20	1,494.12	93.38	2.79	0:19:20	1,493.70	186.71	1.39	0:26:20	1,176.19	294.05	0.88	0:33:20	462.63	462.63	0.55
0:05:25	1,451.07	45.35	5.73	0:12:25	1,469.37	91.84	2.83	0:19:25	1,424.39	178.05	1.46	0:26:25	1,024.14	256.04	1.01	0:33:25	425.72	425.72	0.60
0:05:30	1,494.90	46.72	5.62	0:12:30	1,501.72	93.86	2.78	0:19:30	1,510.58	188.82	1.37	0:26:30	1,233.39	308.35	0.83	0:33:30	439.25	439.25	0.58
0:05:35	1,477.18	46.16	5.64	0:12:35	1,483.63	92.73	2.79	0:19:35	1,472.67	184.08	1.40	0:26:35	1,102.26	275.57	0.94	0:33:35	443.55	443.55	0.58
0:05:40	1,475.98	46.12	5.69	0:12:40	1,478.13	92.38	2.83	0:19:40	1,197.89	149.74	1.74	0:26:40	1,092.56	273.14	0.94	0:33:40	438.57	438.57	0.58
0:05:45	1,482.58	46.33	5.63	0:12:45	1,487.20	92.95	2.82	0:19:45	1,484.94	185.62	1.40	0:26:45	1,294.83	323.71	0.79	0:33:45	435.53	435.53	0.59
0:05:50	1,495.06	46.72	5.64	0:12:50	1,494.48	93.41	2.78	0:19:50	1,524.00	190.50	1.36	0:26:50	1,236.74	309.19	0.83	0:33:50	464.94	464.94	0.55
0:05:55	1,463.03	45.72	5.66	0:12:55	1,478.49	92.41	2.82	0:19:55	1,519.07	189.88	1.36	0:26:55	1,191.34	297.83	0.86	0:33:55	414.92	414.92	0.62
0:06:00	1,483.84	46.37	5.61	0:13:00	1,489.76	93.11	2.79	0:20:00	1,460.19	182.52	1.42	0:27:00	1,088.37	272.09	0.95	0:34:00	462.11	462.11	0.55
0:06:05	1,472.78	46.02	5.73	0:13:05	1,472.62	92.04	2.84	0:20:05	1,444.62	180.58	1.43	0:27:05	1,084.59	271.15	0.95	0:34:05	451.52	451.52	0.57
0:06:10	1,484.42	46.39	5.60	0:13:10	1,486.36	92.90	2.80	0:20:10	1,336.15	167.02	1.55	0:27:10	1,220.96	305.24	0.84	0:34:10	468.19	468.19	0.55
0:06:15	1,503.76	46.99	5.63	0:13:15	1,496.48	93.53	2.79	0:20:15	1,446.83	180.85	1.43	0:27:15	1,217.76	304.44	0.85	0:34:15	472.75	472.75	0.54
0:06:20	1,448.97	45.28	5.71	0:13:20	1,476.19	92.26	2.82	0:20:20	1,426.22	178.28	1.45	0:27:20	1,420.77	355.19	0.72	0:34:20	476.58	476.58	0.54
0:06:25	1,491.28	46.60	5.63	0:13:25	1,484.21	92.76	2.81	0:20:25	1,462.45	182.81	1.42	0:27:25	1,389.00	347.25	0.74	0:34:25	481.82	481.82	0.53
0:06:30	1,494.38	46.70	5.62	0:13:30	1,501.46	93.84	2.78	0:20:30	1,528.51	191.06	1.36	0:27:30	1,328.13	332.03	0.77	0:34:30	437.52	437.52	0.59
0:06:35	1,464.02	45.75	5.69	0:13:35	1,474.87	92.18	2.83	0:20:35	1,435.55	179.44	1.44	0:27:35	1,273.44	318.36	0.81	0:34:35	443.70	443.70	0.58
0:06:40	1,490.92	46.59	5.61	0:13:40	1,495.85	93.49	2.79	0:20:40	1,273.44	159.18	1.63	0:27:40	1,362.21	340.55	0.75	0:34:40	434.11	434.11	0.59
0:06:45	59.35	0.00	9.11	0:13:45	62.97	0.00	3.20	0:20:45	45.19	0.00	2.05	0:27:45	41.73	0.00	1.08	0:34:45	17.04	0.00	0.58
0:06:50	0.00	0.00	0.00	0:13:50	0.00	0.00	0.00	0:20:50	0.00	0.00	0.00	0:27:50	0.00	0.00	0.00	0:34:50	0.00	0.00	0.00
0:06:55	0.00	0.00	0.00	0:13:55	0.00	0.00	0.00	0:20:55	0.00	0.00	0.00	0:27:55	0.00	0.00	0.00	0:34:55	0.00	0.00	0.00

SPC-2 “Large File Processing/READ ONLY/256 KiB Transfer Size” Average Data Rate Graph – Complete Test Run



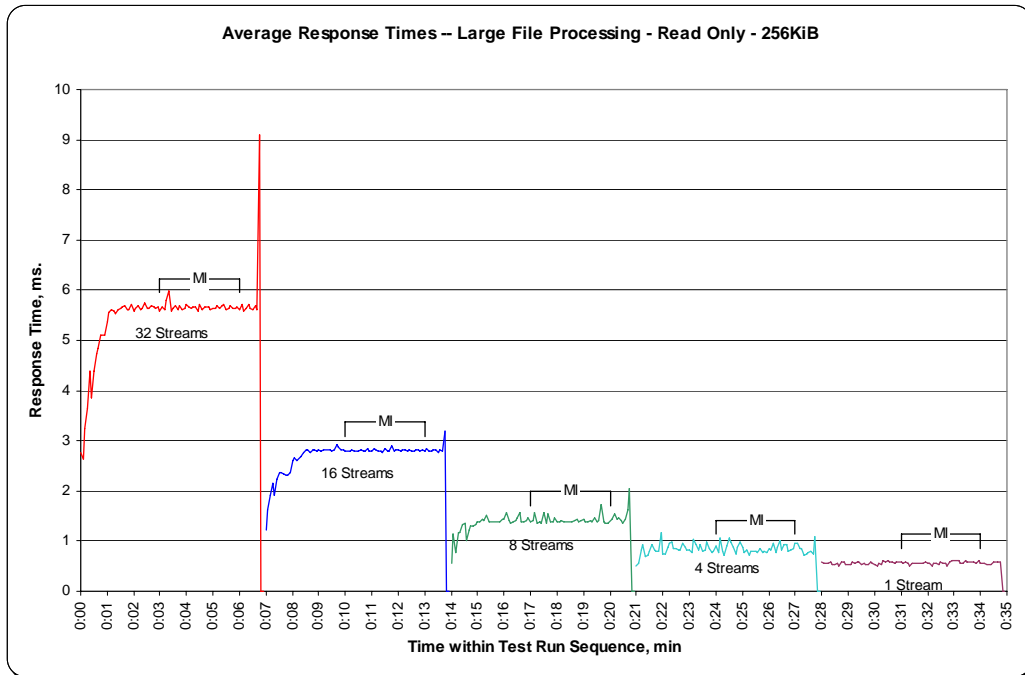
SPC-2 “Large File Processing/READ ONLY/256 KiB Transfer Size” Average Data Rate Graph – Measurement Interval (MI) Only



SPC-2 “Large File Processing/READ ONLY/256 KiB Transfer Size” Average Data Rate per Stream Graph



SPC-2 “Large File Processing/READ ONLY/256 KiB Transfer Size” Average Response Time Graph



Large Database Query Test

Clause 6.4.3.1

The Large Database Query Test is comprised of a set of I/O operations representative of scans or joins of large relational tables such as those performed for data mining or business intelligence.

Clause 6.4.3.2

The Large Database Query Test has two Test Phases, which shall be executed in the following uninterrupted sequence:

- 1. 1024 KiB TRANSFER SIZE*
- 2. 64 KiB TRANSFER SIZE*

The BC shall not be restarted or manually disturbed, altered, or adjusted during the execution of the Large File Processing Test. If power is lost to the BC during this Test all results shall be rendered invalid and the Test re-run in its entirety.

Clause 10.6.8.2

The Full Disclosure Report will contain the following content for the Large Database Query Test:

- 1. A listing of the SPC-2 Workload Generator commands and parameters used to execute each of the Test Runs in the Large Database Query Test.*
- 2. The human readable SPC-2 Test Results File for each of the Test Runs in the Large Database Query Test.*
- 3. A table that contains the following information for each Test Run in the two Test Phases of the Large Database Query Test:*
 - The number Streams specified.*
 - The Ramp-Up duration in seconds.*
 - The Measurement Interval duration in seconds.*
 - The average data rate, in MB per second, for the Measurement Interval.*
 - The average data rate, in MB per second, per Stream for the Measurement Interval.*
- 4. Average Data Rate and Average Data Rate per Stream graphs as defined in Clauses 10.1.1 and 10.1.2.*

SPC-2 Workload Generator Commands and Parameters

The SPC-2 Workload Generator commands and parameters for the Large Database Query Test Runs are documented in “Appendix E: SPC-2 Workload Generator Execution Commands and Parameters” on Page 106.

SPC-2 Test Results File

A link to the SPC-2 Test Results file generated from the Large Database Query Test Runs is listed below.

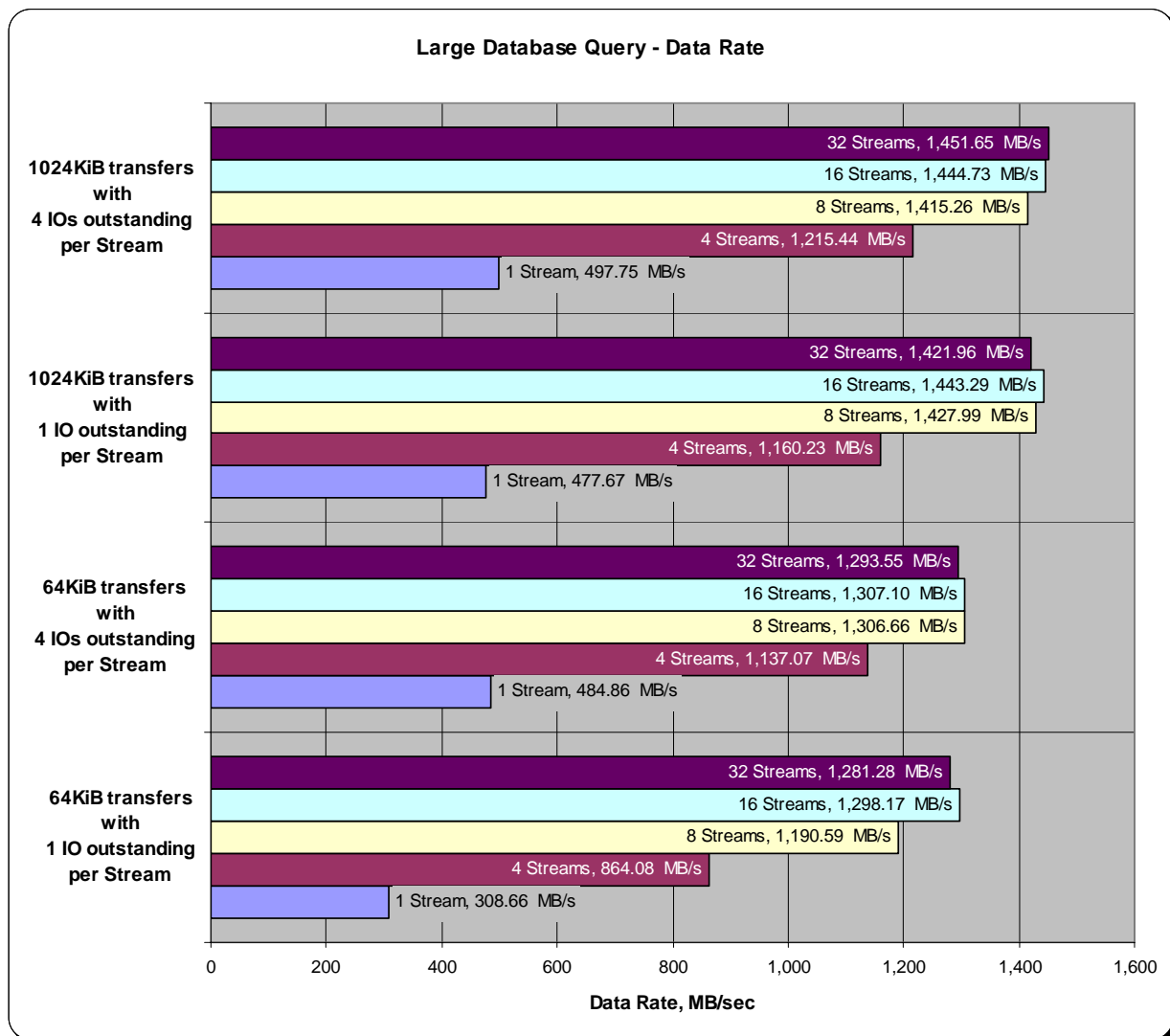
[SPC-2 Large Database Query Test Results File](#)

SPC-2 Large Database Query Average Data Rates (MB/s)

The average Data Rate (MB/s) for each Test Run in the two Test Phases of the SPC-2 Large Database Query Test is listed in the table below as well as illustrated in the following graph.

Test Run Sequence	1 Stream	4 Streams	8 Streams	16 Streams	32 Streams
1024KiB w/ 4 IOs/Stream	497.75	1,215.44	1,415.26	1,444.73	1,451.65
1024KiB w/ 1 IO/Stream	477.67	1,160.23	1,427.99	1,443.29	1,421.96
64KiB w/ 4 IOs/Stream	484.86	1,137.07	1,306.66	1,307.10	1,293.55
64KiB w/ 1 IO/Stream	308.66	864.08	1,190.59	1,298.17	1,281.28

SPC-2 Large Database Query Average Data Rates Graph

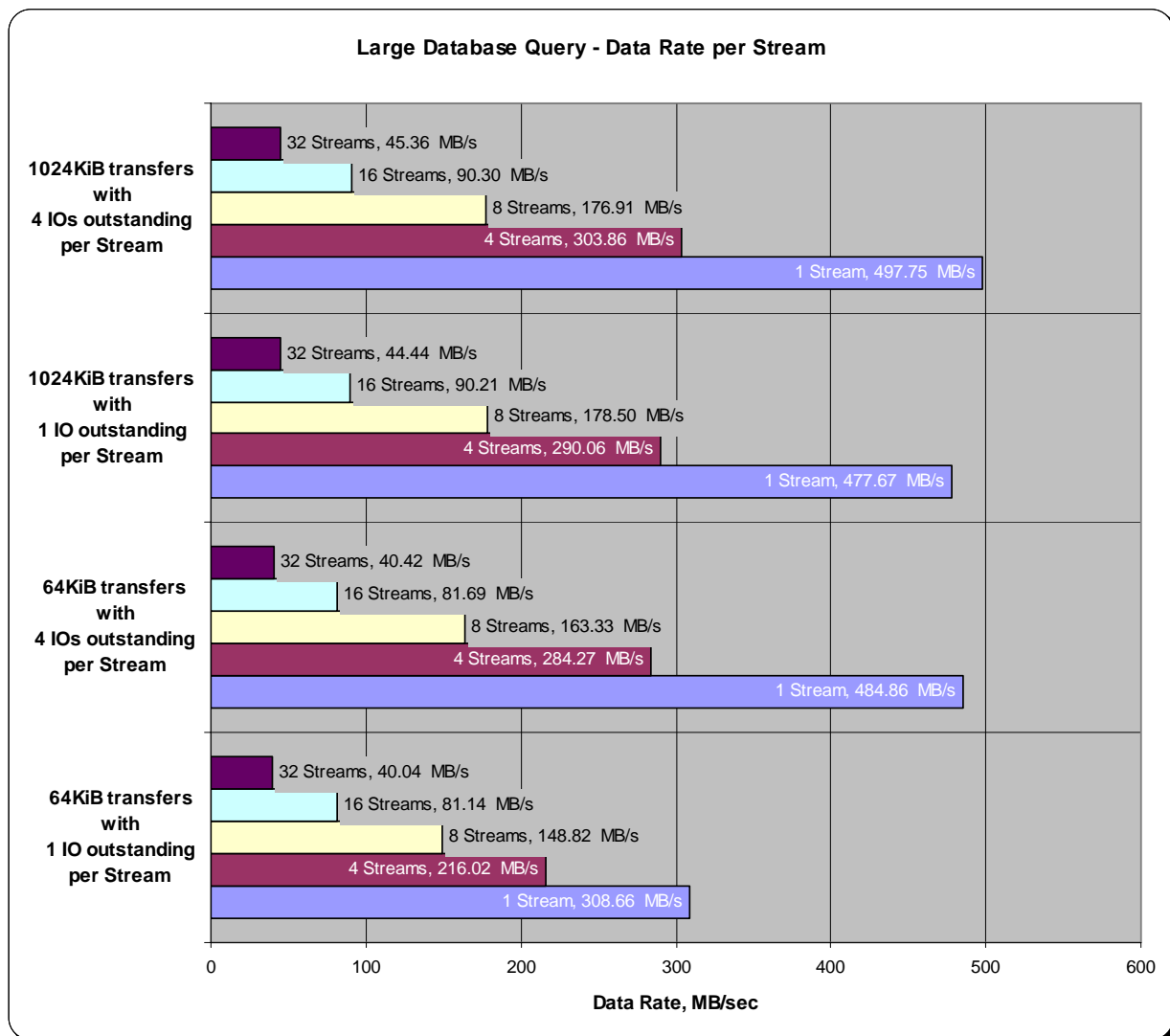


SPC-2 Large Database Query Average Data Rate per Stream

The average Data Rate per Stream for each Test Run in the two Test Phases of the SPC-2 Large Database Query Test is listed in the table below as well as illustrated in the following graph.

Test Run Sequence	1 Stream	4 Streams	8 Streams	16 Streams	32 Streams
1024KiB w/ 4 IOs/Stream	497.75	303.86	176.91	90.30	45.36
1024KiB w/ 1 IO/Stream	477.67	290.06	178.50	90.21	44.44
64KiB w/ 4 IOs/Stream	484.86	284.27	163.33	81.69	40.42
64KiB w/ 1 IO/Stream	308.66	216.02	148.82	81.14	40.04

SPC-2 Large Database Query Average Data Rate per Stream Graph

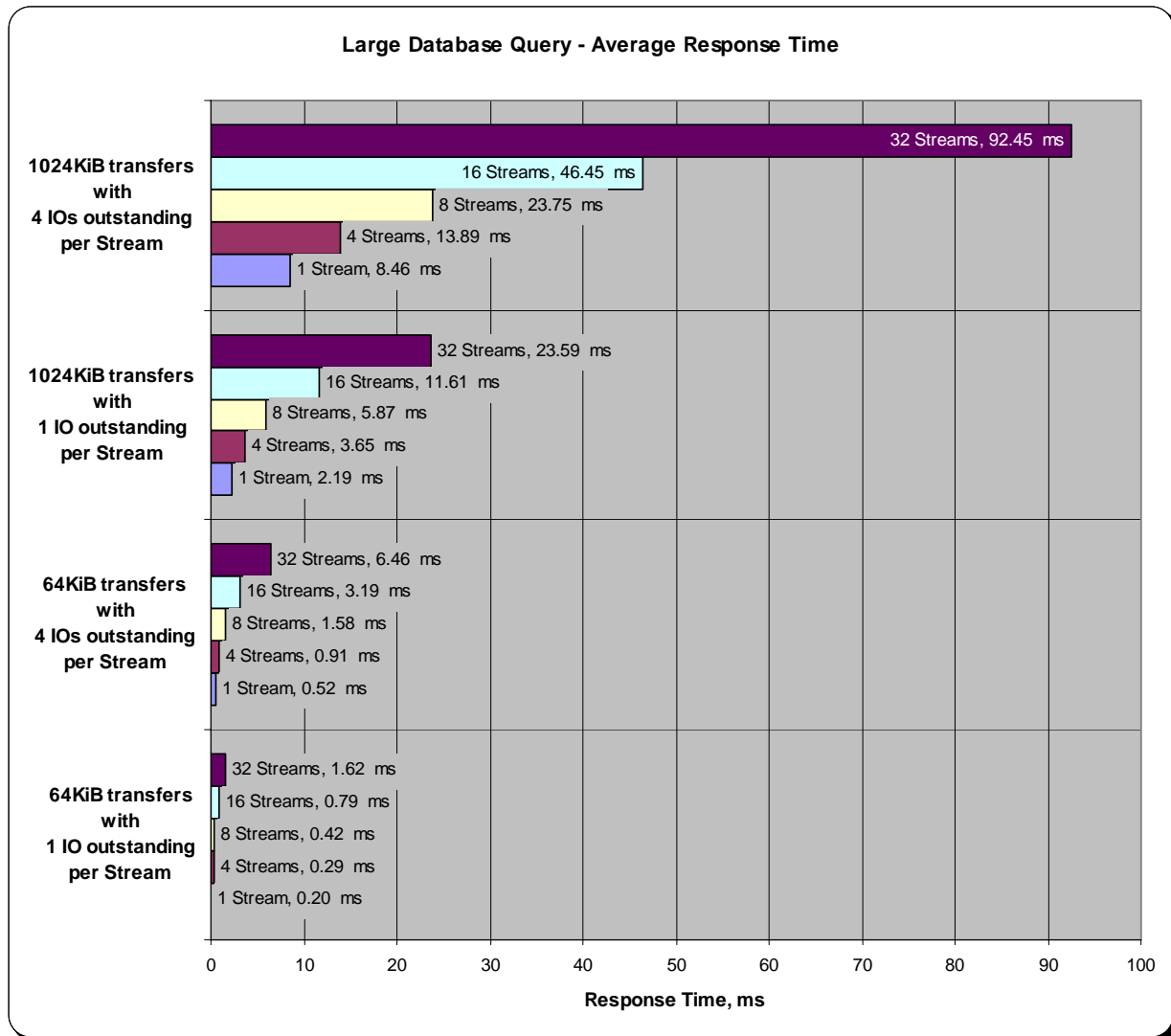


SPC-2 Large Database Query Average Response Time

The average Response Time, in milliseconds, for each Test Run in the two Test Phases of the SPC-2 Large Database Query Test is listed in the table below as well as illustrated in the following graph.

Test Run Sequence	1 Stream	4 Streams	8 Streams	16 Streams	32 Streams
1024KiB w/ 4 IOs/Stream	8.46	13.89	23.75	46.45	92.45
1024KiB w/ 1 IO/Stream	2.19	3.65	5.87	11.61	23.59
64KiB w/ 4 IOs/Stream	0.52	0.91	1.58	3.19	6.46
64KiB w/ 1 IO/Stream	0.20	0.29	0.42	0.79	1.62

SPC-2 Large Database Query Average Response Time Graph



Large Database Query Test – 1024 KiB TRANSFER SIZE Test Phase

Clause 10.6.8.2.1

1. A table that will contain the following information for each "1024 KiB Transfer Size, 4 Outstanding I/Os" Test Run:
 - The number of Streams specified.
 - The average data rate, average data rate per stream, and average Response Time reported at five second intervals.
2. Average Data Rate (intervals), Average Data Rate per Stream (intervals), and Average Response Time (intervals) graphs for the "1024 KiB Transfer Size, 4 Outstanding I/Os" Test Runs as specified in Clauses 10.1.4 – 10.1.6.
3. A table that will contain the following information for each "1024 KiB Transfer Size, 1 Outstanding I/O" Test Run:
 - The number of Streams specified.
 - The average data rate, average data rate per stream, and average Response Time reported at five second intervals.
4. Average Data Rate (intervals), Average Data Rate per Stream (intervals), and Average Response Time (intervals) graphs for the "1024 KiB Transfer Size, 1 Outstanding I/O" Test Runs as specified in Clauses 10.1.4 – 10.1.6.

The SPC-2 "Large DatabaseQuery/1024 KiB TRANSFER SIZE/4 Outstanding I/Os" Test Run data is contained in the table that appears on the next page. That table is followed by graphs illustrating the average Data Rate, average Data Rate per Stream, and average Response Time produced by the same Test Runs. The table and graphs present the data at five-second intervals.

Immediately following the SPC-2 "Large DatabaseQuery/1024 KiB TRANSFER SIZE/4 Outstanding I/Os" table and graphs will be the SPC-2 "Large DatabaseQuery/1024 KiB TRANSFER SIZE/1 Outstanding I/O" table and graphs. The table contains the Test Run data and the graphs illustrate the average Data Rate, average Data Rate per Stream, and average Response Time produced by the Test Runs.

SPC-2 “Large Database Query/1024 KiB Transfer Size/4 Outstanding I/Os” Test Run Data – Ramp-Up Period

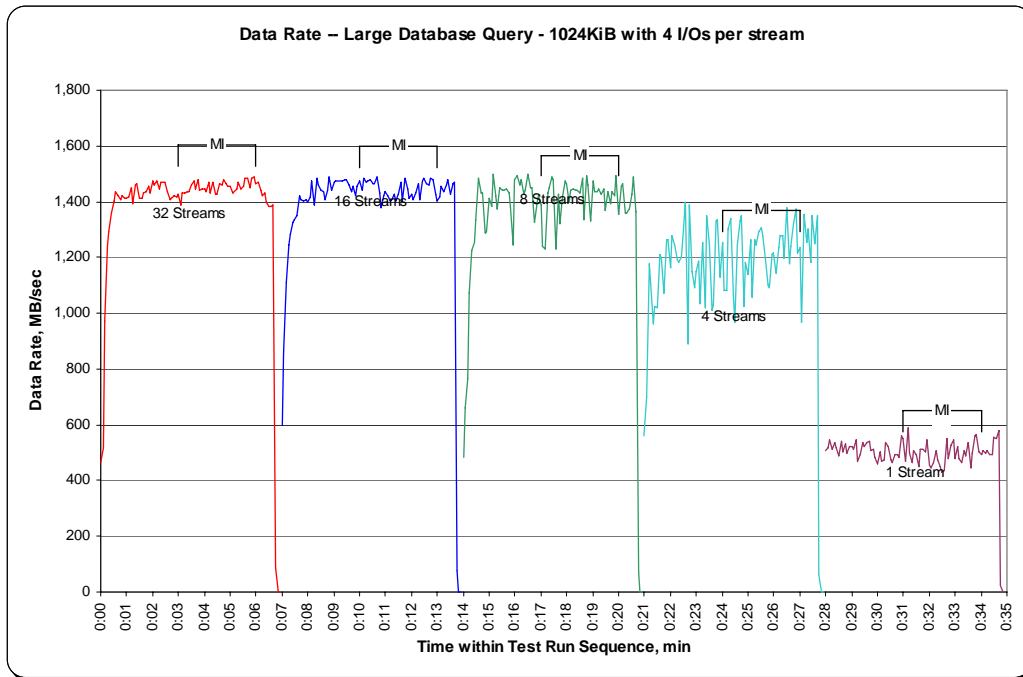
TR1	32 Streams			TR2	16 Streams			TR3	8 Streams			TR4	4 Streams			TR5	1 Stream		
Test Run Sequence Time	Data Rate, MB/sec	Data Rate / Stream, MB/sec	Response Time, ms	Test Run Sequence Time	Data Rate, MB/sec	Data Rate / Stream, MB/sec	Response Time, ms	Test Run Sequence Time	Data Rate, MB/sec	Data Rate / Stream, MB/sec	Response Time, ms	Test Run Sequence Time	Data Rate, MB/sec	Data Rate / Stream, MB/sec	Response Time, ms	Test Run Sequence Time	Data Rate, MB/sec	Data Rate / Stream, MB/sec	Response Time, ms
0:00:00	462.63	115.66	16.42	0:07:00	596.22	149.06	14.46	0:14:00	483.81	483.81	8.24	0:21:00	558.05	558.05	7.19	0:28:00	508.77	508.77	7.90
0:00:05	518.42	47.13	52.25	0:07:05	863.19	123.31	24.07	0:14:05	659.34	219.78	13.18	0:21:05	699.40	233.13	11.22	0:28:05	515.06	515.06	8.10
0:00:10	973.29	60.83	60.80	0:07:10	1,110.65	123.41	29.67	0:14:10	766.72	191.68	19.69	0:21:10	1,177.55	392.52	10.66	0:28:10	546.94	546.94	7.65
0:00:15	1,241.30	62.07	62.76	0:07:15	1,246.76	124.68	33.50	0:14:15	1,072.69	178.78	19.83	0:21:15	1,104.36	368.12	11.37	0:28:15	514.43	514.43	8.13
0:00:20	1,294.15	53.92	71.70	0:07:20	1,282.62	106.88	36.16	0:14:20	1,226.62	204.44	20.67	0:21:20	963.01	321.00	13.03	0:28:20	535.19	535.19	7.82
0:00:25	1,358.74	50.32	79.86	0:07:25	1,327.71	102.13	39.61	0:14:25	1,255.36	209.23	20.02	0:21:25	1,025.72	341.91	12.16	0:28:25	515.48	515.48	8.12
0:00:30	1,403.62	50.13	82.67	0:07:30	1,337.77	102.91	40.78	0:14:30	1,336.10	167.01	22.12	0:21:30	1,021.73	255.43	14.50	0:28:30	487.80	487.80	8.58
0:00:35	1,438.02	44.94	87.89	0:07:35	1,348.89	84.31	42.32	0:14:35	1,482.48	185.31	23.11	0:21:35	1,209.43	302.36	13.93	0:28:35	540.86	540.86	7.73
0:00:40	1,419.98	44.37	94.25	0:07:40	1,423.55	88.97	47.21	0:14:40	1,429.00	178.62	23.45	0:21:40	1,197.47	299.37	13.99	0:28:40	500.80	500.80	8.36
0:00:45	1,407.61	43.99	95.60	0:07:45	1,408.24	88.01	47.79	0:14:45	1,429.00	178.62	23.46	0:21:45	1,070.39	267.60	15.63	0:28:45	529.53	529.53	7.90
0:00:50	1,422.50	44.45	94.18	0:07:50	1,404.04	87.75	47.76	0:14:50	1,286.39	160.80	25.68	0:21:50	1,265.21	316.30	13.24	0:28:50	496.19	496.19	8.43
0:00:55	1,411.17	44.10	95.16	0:07:55	1,405.09	87.82	47.65	0:14:55	1,293.94	161.74	26.17	0:21:55	1,265.00	316.25	13.26	0:28:55	521.77	521.77	8.03
0:01:00	1,410.75	44.09	95.05	0:08:00	1,396.70	87.29	48.16	0:15:00	1,413.06	176.63	23.82	0:22:00	1,163.92	290.98	14.14	0:29:00	521.35	521.35	8.02
0:01:05	1,416.42	44.26	94.11	0:08:05	1,419.14	88.70	46.98	0:15:05	1,382.02	172.75	24.23	0:22:05	1,276.33	319.08	13.35	0:29:05	511.91	511.91	8.18
0:01:10	1,450.18	45.32	92.91	0:08:10	1,475.98	92.25	45.63	0:15:10	1,497.79	187.22	22.37	0:22:10	1,244.87	311.22	13.46	0:29:10	545.89	545.89	7.67
0:01:15	1,393.14	43.54	96.73	0:08:15	1,389.36	86.84	48.25	0:15:15	1,420.40	177.55	23.50	0:22:15	1,189.92	297.48	14.08	0:29:15	469.97	469.97	8.90
0:01:20	1,461.09	45.66	91.49	0:08:20	1,483.32	92.71	45.13	0:15:20	1,375.94	171.99	24.56	0:22:20	1,184.26	296.07	14.15	0:29:20	494.30	494.30	8.46
0:01:25	1,465.49	45.80	92.07	0:08:25	1,458.36	91.15	46.12	0:15:25	1,449.76	181.22	23.14	0:22:25	1,199.78	299.95	13.78	0:29:25	537.50	537.50	7.78
0:01:30	1,414.53	44.20	94.56	0:08:30	1,442.84	90.18	46.55	0:15:30	1,439.49	179.94	23.29	0:22:30	1,259.55	314.89	13.46	0:29:30	523.24	523.24	8.00
0:01:35	1,412.64	44.15	94.84	0:08:35	1,434.45	89.65	46.69	0:15:35	1,442.63	180.33	23.21	0:22:35	1,396.28	349.07	11.89	0:29:35	534.77	534.77	7.84
0:01:40	1,431.10	44.72	93.97	0:08:40	1,408.66	88.04	47.53	0:15:40	1,448.08	181.01	23.18	0:22:40	892.55	223.14	18.96	0:29:40	539.60	539.60	7.64
0:01:45	1,433.82	44.81	93.63	0:08:45	1,440.11	90.01	46.38	0:15:45	1,430.89	178.86	23.38	0:22:45	1,386.22	346.55	12.09	0:29:45	505.20	505.20	8.39
0:01:50	1,456.47	45.51	91.13	0:08:50	1,488.14	93.01	45.46	0:15:50	1,380.56	172.57	23.55	0:22:50	1,150.29	287.57	14.55	0:29:50	512.33	512.33	8.17
0:01:55	1,429.00	44.66	94.84	0:08:55	1,440.11	90.01	46.54	0:15:55	1,246.34	155.79	27.70	0:22:55	1,092.83	273.21	15.34	0:29:55	484.23	484.23	8.64
0:02:00	1,474.09	46.07	91.24	0:09:00	1,471.78	91.99	45.04	0:16:00	1,480.80	185.10	22.44	0:23:00	1,148.82	287.20	14.35	0:30:00	460.32	460.32	8.92
0:02:05	1,459.62	45.61	91.57	0:09:05	1,476.40	92.27	45.86	0:16:05	1,492.54	186.57	22.86	0:23:05	1,188.46	297.11	14.01	0:30:05	503.32	503.32	8.47
0:02:10	1,472.41	46.01	90.83	0:09:10	1,472.41	92.03	45.19	0:16:10	1,459.41	182.43	22.75	0:23:10	1,035.57	258.89	16.39	0:30:10	469.97	469.97	8.91
0:02:15	1,443.89	45.12	93.52	0:09:15	1,473.88	92.12	45.41	0:16:15	1,479.12	184.89	22.60	0:23:15	1,256.40	314.10	13.46	0:30:15	474.38	474.38	8.82
0:02:20	1,468.01	45.88	91.21	0:09:20	1,472.41	92.03	45.72	0:16:20	1,427.11	178.39	23.37	0:23:20	1,019.64	254.91	16.41	0:30:20	537.71	537.71	7.78
0:02:25	1,468.22	45.88	90.92	0:09:25	1,477.23	92.33	45.54	0:16:25	1,440.32	180.04	23.44	0:23:25	1,350.36	337.59	12.42	0:30:25	520.30	520.30	8.04
0:02:30	1,471.15	45.97	91.44	0:09:30	1,480.38	92.52	44.76	0:16:30	1,496.53	187.07	22.52	0:23:30	1,249.48	312.37	13.41	0:30:30	475.21	475.21	8.80
0:02:35	1,436.34	44.89	93.65	0:09:35	1,459.83	91.24	46.68	0:16:35	1,450.39	181.30	23.07	0:23:35	1,008.10	252.03	16.28	0:30:35	466.41	466.41	8.98
0:02:40	1,407.40	43.98	95.68	0:09:40	1,434.03	89.63	46.76	0:16:40	1,449.34	181.17	23.17	0:23:40	1,027.39	256.85	16.65	0:30:40	495.35	495.35	8.45
0:02:45	1,413.06	44.16	94.96	0:09:45	1,455.63	90.98	45.96	0:16:45	1,326.66	165.83	24.73	0:23:45	1,333.16	333.29	12.57	0:30:45	495.14	495.14	8.45
0:02:50	1,419.77	44.37	94.32	0:09:50	1,423.55	88.97	47.31	0:16:50	1,397.96	174.75	24.50	0:23:50	1,335.26	333.81	12.54	0:30:50	481.51	481.51	8.69
0:02:55	1,418.30	44.32	94.60	0:09:55	1,456.05	91.00	45.89	0:16:55	1,420.19	177.52	23.60	0:23:55	1,130.99	282.75	14.81	0:30:55	559.52	559.52	7.47

LARGE DATABASE QUERY TEST – 1024 KiB TRANSFER SIZE TEST PHASE

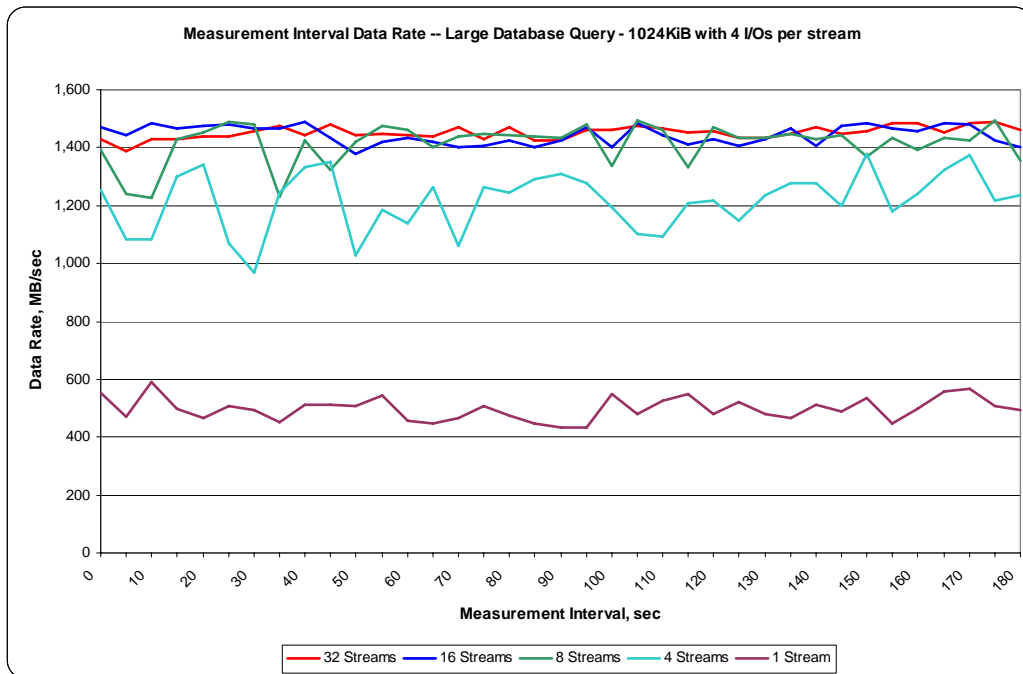
SPC-2 “Large Database Query/1024 KiB Transfer Size/4 Outstanding I/Os” Test Run Data Measurement Interval, Run-Out, and Ramp-Down Periods

TR1				TR2				TR3				TR4				TR5			
Test Run Sequence Time	32 Streams			Test Run Sequence Time	16 Streams			Test Run Sequence Time	8 Streams			Test Run Sequence Time	4 Streams			Test Run Sequence Time	1 Stream		
	Data Rate, MB/sec	Data Rate / Stream, MB/sec	Response Time, ms		Data Rate, MB/sec	Data Rate / Stream, MB/sec	Response Time, ms		Data Rate, MB/sec	Data Rate / Stream, MB/sec	Response Time, ms		Data Rate, MB/sec	Data Rate / Stream, MB/sec	Response Time, ms		Data Rate, MB/sec	Data Rate / Stream, MB/sec	Response Time, ms
0:03:00	1,427.53	44.61	93.85	0:10:00	1,472.62	92.04	45.74	0:17:00	1,390.20	173.78	24.08	0:24:00	1,254.94	313.73	13.13	0:31:00	552.81	552.81	7.57
0:03:05	1,388.31	43.38	96.68	0:10:05	1,441.58	90.10	45.82	0:17:05	1,238.58	154.82	26.79	0:24:05	1,082.13	270.53	15.71	0:31:05	470.81	470.81	8.89
0:03:10	1,431.10	44.72	93.99	0:10:10	1,484.78	92.80	45.56	0:17:10	1,228.30	153.54	27.60	0:24:10	1,082.34	270.59	15.50	0:31:10	588.67	588.67	7.10
0:03:15	1,429.84	44.68	93.71	0:10:15	1,467.80	91.74	45.53	0:17:15	1,429.84	178.73	23.46	0:24:15	1,301.91	325.48	12.87	0:31:15	498.91	498.91	8.39
0:03:20	1,438.02	44.94	93.37	0:10:20	1,474.09	92.13	45.47	0:17:20	1,450.81	181.35	23.08	0:24:20	1,340.08	335.02	12.50	0:31:20	463.47	463.47	9.03
0:03:25	1,436.34	44.89	93.52	0:10:25	1,481.43	92.59	45.51	0:17:25	1,487.93	185.99	22.49	0:24:25	1,069.13	267.28	15.67	0:31:25	509.19	509.19	8.22
0:03:30	1,459.20	45.60	90.65	0:10:30	1,465.28	91.58	45.65	0:17:30	1,479.12	184.89	22.71	0:24:30	968.26	242.06	17.31	0:31:30	491.99	491.99	8.57
0:03:35	1,473.88	46.06	91.50	0:10:35	1,464.44	91.53	45.87	0:17:35	1,231.87	153.98	26.75	0:24:35	1,245.08	311.27	13.44	0:31:35	452.36	452.36	9.21
0:03:40	1,444.31	45.13	93.30	0:10:40	1,487.09	92.94	45.31	0:17:40	1,426.06	178.26	23.94	0:24:40	1,332.11	333.03	12.58	0:31:40	510.03	510.03	8.21
0:03:45	1,478.07	46.19	91.04	0:10:45	1,432.15	89.51	46.88	0:17:45	1,323.09	165.39	25.09	0:24:45	1,350.78	337.69	12.41	0:31:45	511.91	511.91	8.16
0:03:50	1,441.58	45.05	93.29	0:10:50	1,379.30	86.21	48.82	0:17:50	1,417.88	177.24	23.77	0:24:50	1,026.14	256.53	16.32	0:31:50	504.99	504.99	8.30
0:03:55	1,446.20	45.19	92.50	0:10:55	1,420.61	88.79	47.16	0:17:55	1,473.25	184.16	22.86	0:24:55	1,183.63	295.91	14.17	0:31:55	544.21	544.21	7.69
0:04:00	1,444.31	45.13	93.16	0:11:00	1,435.29	89.71	46.71	0:18:00	1,463.39	182.92	22.90	0:25:00	1,139.17	284.79	14.67	0:32:00	454.87	454.87	9.20
0:04:05	1,436.55	44.89	93.41	0:11:05	1,420.82	88.80	47.19	0:18:05	1,399.64	174.95	23.96	0:25:05	1,263.95	315.99	13.27	0:32:05	445.85	445.85	9.27
0:04:10	1,471.99	46.00	91.20	0:11:10	1,401.11	87.57	47.95	0:18:10	1,439.28	179.91	23.14	0:25:10	1,060.11	265.03	15.79	0:32:10	465.78	465.78	9.10
0:04:15	1,430.05	44.69	93.83	0:11:15	1,405.72	87.86	47.53	0:18:15	1,448.08	181.01	23.33	0:25:15	1,265.21	316.30	13.27	0:32:15	506.46	506.46	8.26
0:04:20	1,468.85	45.90	91.16	0:11:20	1,426.69	89.17	47.20	0:18:20	1,440.95	180.12	23.24	0:25:20	1,246.34	311.58	13.41	0:32:20	475.21	475.21	8.81
0:04:25	1,425.22	44.54	94.36	0:11:25	1,401.74	87.61	47.78	0:18:25	1,439.28	179.91	23.21	0:25:25	1,292.27	323.07	12.98	0:32:25	449.42	449.42	9.31
0:04:30	1,426.69	44.58	93.34	0:11:30	1,425.85	89.12	46.69	0:18:30	1,432.35	179.04	23.37	0:25:30	1,307.99	327.00	12.65	0:32:30	432.22	432.22	9.68
0:04:35	1,462.76	45.71	91.65	0:11:35	1,471.99	92.00	45.72	0:18:35	1,481.85	185.23	22.54	0:25:35	1,279.47	319.87	13.22	0:32:35	433.48	433.48	9.67
0:04:40	1,462.34	45.70	92.15	0:11:40	1,400.69	87.54	48.05	0:18:40	1,336.10	167.01	25.20	0:25:40	1,196.43	299.11	14.03	0:32:40	550.29	550.29	7.61
0:04:45	1,477.65	46.18	90.25	0:11:45	1,484.78	92.80	45.18	0:18:45	1,493.80	186.73	22.27	0:25:45	1,102.47	275.62	15.16	0:32:45	480.25	480.25	8.71
0:04:50	1,464.86	45.78	91.88	0:11:50	1,444.73	90.30	46.48	0:18:50	1,459.62	182.45	23.27	0:25:50	1,093.87	273.47	15.36	0:32:50	527.43	527.43	7.93
0:04:55	1,453.33	45.42	92.85	0:11:55	1,409.92	88.12	47.64	0:18:55	1,331.06	166.38	25.19	0:25:55	1,209.43	302.36	13.64	0:32:55	546.52	546.52	7.66
0:05:00	1,455.21	45.48	92.40	0:12:00	1,428.16	89.26	46.96	0:19:00	1,472.62	184.08	22.74	0:26:00	1,218.03	304.51	13.67	0:33:00	477.52	477.52	8.73
0:05:05	1,433.19	44.79	93.55	0:12:05	1,406.14	87.88	47.70	0:19:05	1,435.29	179.41	23.35	0:26:05	1,145.88	286.47	14.97	0:33:05	522.19	522.19	8.02
0:05:10	1,435.08	44.85	93.73	0:12:10	1,430.47	89.40	46.78	0:19:10	1,434.03	179.25	23.42	0:26:10	1,233.75	308.44	13.58	0:33:10	480.88	480.88	8.70
0:05:15	1,447.87	45.25	92.58	0:12:15	1,466.12	91.63	45.26	0:19:15	1,445.57	180.70	23.17	0:26:15	1,279.26	319.82	12.90	0:33:15	466.20	466.20	8.99
0:05:20	1,470.52	45.95	90.87	0:12:20	1,407.19	87.95	48.23	0:19:20	1,427.53	178.44	23.51	0:26:20	1,278.84	319.71	13.28	0:33:20	509.61	509.61	8.21
0:05:25	1,447.66	45.24	92.38	0:12:25	1,474.72	92.17	45.31	0:19:25	1,444.10	180.51	23.20	0:26:25	1,198.10	299.53	13.99	0:33:25	487.38	487.38	8.44
0:05:30	1,455.21	45.48	91.77	0:12:30	1,486.04	92.88	45.21	0:19:30	1,370.70	171.34	24.40	0:26:30	1,377.41	344.35	12.16	0:33:30	534.77	534.77	7.96
0:05:35	1,484.57	46.39	90.54	0:12:35	1,464.65	91.54	45.86	0:19:35	1,434.66	179.33	23.39	0:26:35	1,179.02	294.75	14.06	0:33:35	447.32	447.32	9.33
0:05:40	1,484.15	46.38	91.35	0:12:40	1,458.15	91.13	45.76	0:19:40	1,391.04	173.88	23.93	0:26:40	1,240.68	310.17	13.67	0:33:40	495.98	495.98	8.42
0:05:45	1,451.86	45.37	91.03	0:12:45	1,486.04	92.88	45.30	0:19:45	1,435.50	179.44	23.51	0:26:45	1,321.21	330.30	12.68	0:33:45	558.68	558.68	7.53
0:05:50	1,485.41	46.42	91.09	0:12:50	1,477.86	92.37	45.55	0:19:50	1,423.55	177.94	23.42	0:26:50	1,373.42	343.36	12.18	0:33:50	566.44	566.44	7.38
0:05:55	1,489.61	46.55	90.26	0:12:55	1,424.39	89.02	46.94	0:19:55	1,492.54	186.57	22.63	0:26:55	1,216.98	304.24	13.78	0:33:55	504.99	504.99	8.28
0:06:00	1,463.81	45.74	92.25	0:13:00	1,400.48	87.53	47.92	0:20:00	1,355.39	169.42	24.38	0:27:00	1,236.06	309.02	13.43	0:34:00	494.72	494.72	8.47
0:06:05	1,469.47	45.92	91.06	0:13:05	1,418.51	88.66	47.26	0:20:05	1,456.05	182.01	23.36	0:27:05	968.46	242.12	17.44	0:34:05	508.35	508.35	8.23
0:06:10	1,441.58	45.05	93.37	0:13:10	1,457.52	91.10	46.18	0:20:10	1,463.81	182.98	22.91	0:27:10	1,356.23	339.06	12.36	0:34:10	498.07	498.07	8.40
0:06:15	1,421.24	44.41	94.14	0:13:15	1,438.23	89.89	46.44	0:20:15	1,361.26	170.16	24.47	0:27:15	1,253.47	313.37	13.36	0:34:15	507.51	507.51	8.25
0:06:20	1,432.35	44.76	93.88	0:13:20	1,457.73	91.11	45.76	0:20:20	1,361.47	170.18	24.79	0:27:20	1,300.86	325.22	12.89	0:34:20	493.88	493.88	8.47
0:06:25	1,396.07	43.63	96.16	0:13:25	1,477.44	92.34	45.53	0:20:25	1,373.63	171.70	24.00	0:27:25	1,183.42	295.86	14.15	0:34:25	492.20	492.20	8.50
0:06:30	1,383.70	43.24	96.86	0:13:30	1,427.32	89.21	46.87	0:20:30	1,426.06	178.26	23.48	0:27:30	1,350.78	337.69	12.39	0:34:30	554.49	554.49	7.55
0:06:35	1,382.02	43.19	97.20	0:13:35	1,464.23	91.51	45.50	0:20:35	1,487.72	185.96	22.52	0:27:35	1,250.32	312.58	13.34	0:34:35	551.76	551.76	7.58
0:06:40	1,389.15	43.41	96.61	0:13:40	1,471.57	91.97	46.10	0:20:40	1,362.94	170.37	25.04	0:27:40	1,350.57	337.64	12.46	0:34:40	578.81	578.81	7.23
0:06:45	87.45	0.00	120.05	0:13:45	77.59	0.00	55.71	0:20:45	69.42	0.00	23.93	0:27:45	63.75	0.00	11.35	0:34:45	24.96	0.00	7.13
0:06:50	0.00	0.00	0.00	0:13:50	0.00	0.00	0.00	0:20:50	0.00	0.00	0.00	0:27:50	0.00	0.00	0.00	0:34:50	0.00	0.00	0.00
0:06:55	0.00	0.00	0.00	0:13:55	0.00	0.00	0.00	0:20:55	0.00	0.00	0.00	0:27:55	0.00	0.00	0.00	0:34:55	0.00	0.00	0.00

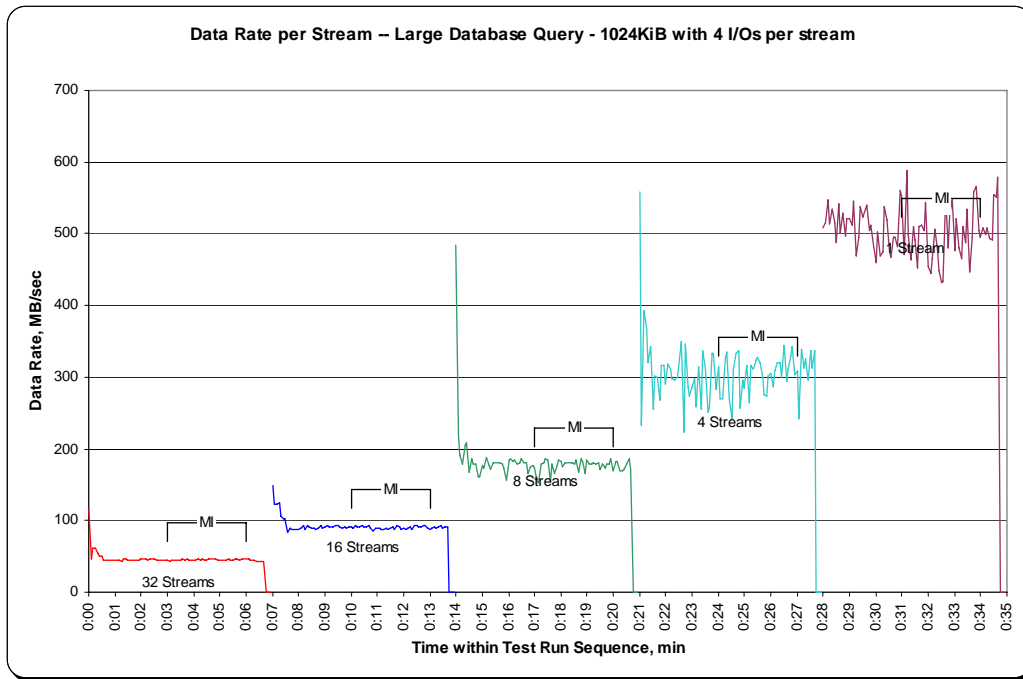
SPC-2 “Large Database Query/1024 KiB Transfer Size/4 Outstanding I/Os” Average Data Rate Graph – Complete Test Run



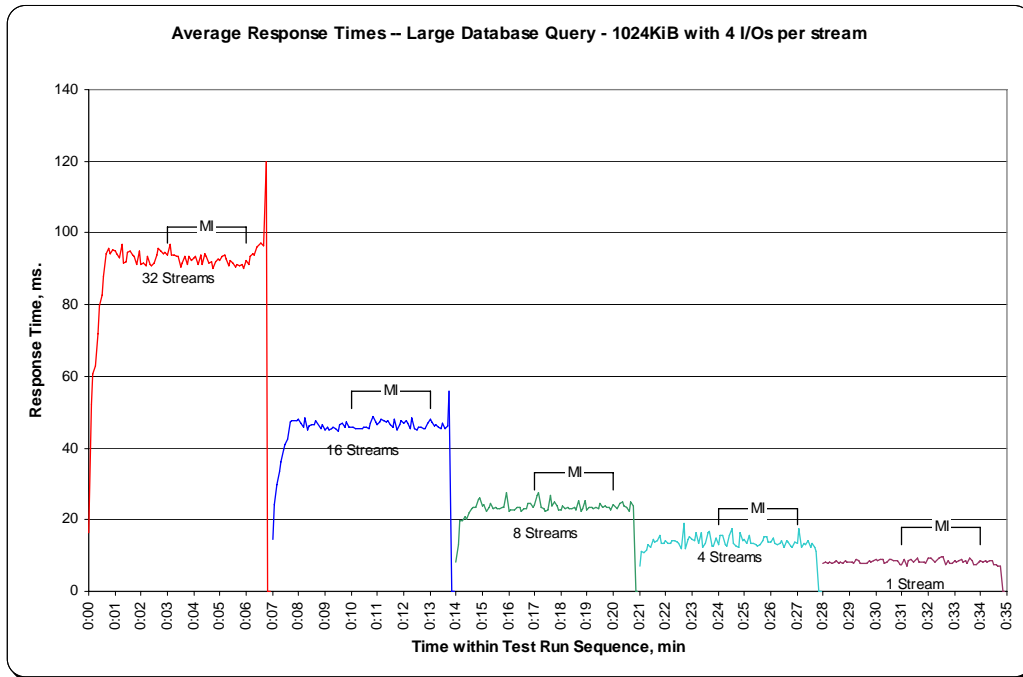
SPC-2 “Large Database Query/1024 KiB Transfer Size/4 Outstanding I/Os” Average Data Rate Graph – Measurement Interval (MI) Only



SPC-2 “Large Database Query/1024 KiB Transfer Size/4 Outstanding I/Os” Average Data Rate per Stream Graph



SPC-2 “Large Database Query/1024 KiB Transfer Size/4 Outstanding I/Os” Average Response Time Graph



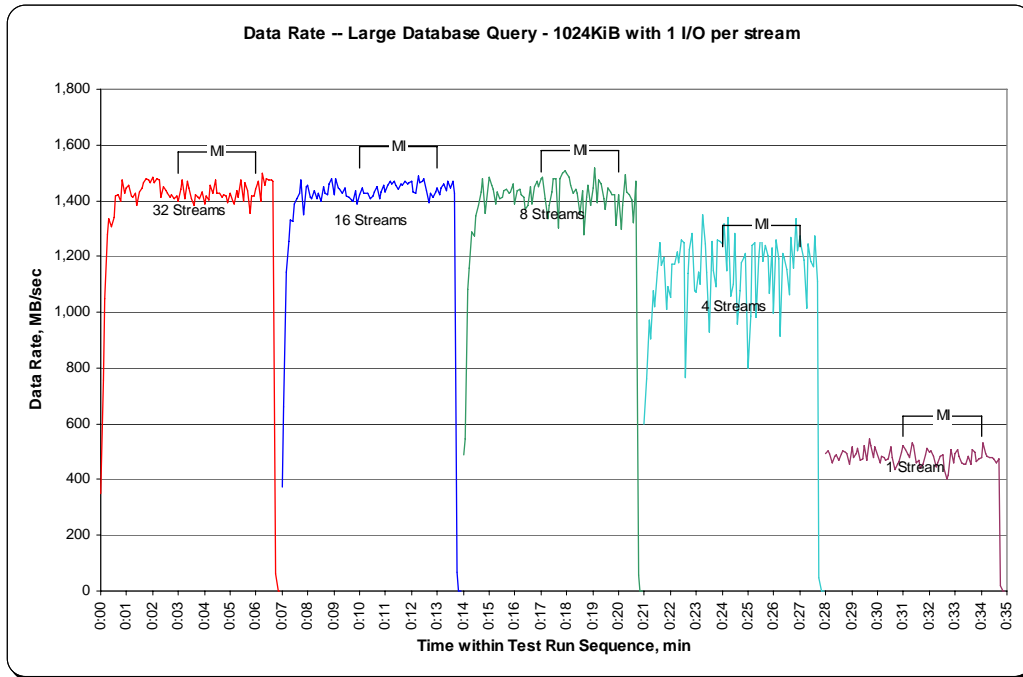
SPC-2 “Large Database Query/1024 KiB Transfer Size/1 Outstanding I/O” Test Run Data – Ramp-Up Period

TR6				TR7				TR8				TR9				TR10			
Test Run Sequence Time	32 Streams		Response Time, ms	Test Run Sequence Time	16 Streams		Response Time, ms	Test Run Sequence Time	8 Streams		Response Time, ms	Test Run Sequence Time	4 Streams		Response Time, ms	Test Run Sequence Time	1 Stream		Response Time, ms
	Data Rate, MB/sec	Data Rate / Stream, MB/sec			Data Rate, MB/sec	Data Rate / Stream, MB/sec			Data Rate, MB/sec	Data Rate / Stream, MB/sec			Data Rate, MB/sec	Data Rate / Stream, MB/sec			Data Rate, MB/sec	Data Rate / Stream, MB/sec	
0:00:00	349.60	58.27	11.43	0:07:00	374.97	124.99	5.76	0:14:00	489.48	489.48	2.04	0:21:00	599.58	299.79	2.79	0:28:00	493.25	493.25	2.03
0:00:05	756.23	63.02	11.88	0:07:05	661.65	94.52	8.13	0:14:05	547.99	182.66	3.56	0:21:05	762.11	381.05	2.75	0:28:05	503.11	503.11	2.07
0:00:10	1,049.21	55.22	14.57	0:07:10	1,145.04	114.50	7.83	0:14:10	1,081.08	216.22	4.31	0:21:10	970.35	323.45	2.87	0:28:10	493.25	493.25	2.11
0:00:15	1,276.12	55.48	17.52	0:07:15	1,253.47	113.95	8.77	0:14:15	1,158.47	193.08	4.97	0:21:15	903.87	301.29	3.46	0:28:15	459.28	459.28	2.27
0:00:20	1,336.72	55.70	18.40	0:07:20	1,330.01	110.83	9.27	0:14:20	1,285.76	214.29	4.88	0:21:20	1,076.47	358.82	2.91	0:28:20	482.14	482.14	2.16
0:00:25	1,309.25	50.36	20.50	0:07:25	1,326.24	88.42	10.52	0:14:25	1,272.55	181.79	4.98	0:21:25	1,019.43	339.81	3.07	0:28:25	486.12	486.12	2.14
0:00:30	1,340.92	46.24	20.78	0:07:30	1,387.06	92.47	11.28	0:14:30	1,343.23	191.89	5.45	0:21:30	1,142.74	380.91	2.73	0:28:30	471.44	471.44	2.21
0:00:35	1,414.95	47.16	22.20	0:07:35	1,409.71	93.98	11.19	0:14:35	1,382.86	197.55	5.28	0:21:35	1,248.43	312.11	3.15	0:28:35	492.62	492.62	2.11
0:00:40	1,419.98	44.37	23.36	0:07:40	1,427.95	89.25	11.36	0:14:40	1,433.40	179.18	5.54	0:21:40	1,168.32	292.08	3.59	0:28:40	502.06	502.06	2.08
0:00:45	1,395.86	43.62	23.96	0:07:45	1,473.46	92.09	11.45	0:14:45	1,477.02	184.63	5.65	0:21:45	1,194.75	298.69	3.49	0:28:45	495.98	495.98	2.10
0:00:50	1,472.62	46.02	22.74	0:07:50	1,351.40	84.46	12.38	0:14:50	1,354.97	169.37	6.17	0:21:50	1,009.15	252.29	4.13	0:28:50	492.62	492.62	2.11
0:00:55	1,425.22	44.54	23.40	0:07:55	1,450.18	90.64	11.51	0:14:55	1,398.38	174.80	6.00	0:21:55	1,091.99	273.00	3.83	0:28:55	456.34	456.34	2.28
0:01:00	1,446.20	45.19	23.30	0:08:00	1,457.10	91.07	11.53	0:15:00	1,483.74	185.47	5.63	0:22:00	1,052.77	263.19	3.97	0:29:00	517.58	517.58	2.01
0:01:05	1,457.10	45.53	23.12	0:08:05	1,413.48	88.34	11.84	0:15:05	1,454.58	181.82	5.74	0:22:05	1,170.63	292.66	3.57	0:29:05	481.09	481.09	2.17
0:01:10	1,416.00	44.25	23.65	0:08:10	1,409.29	88.08	11.88	0:15:10	1,441.37	180.17	5.81	0:22:10	1,172.73	293.18	3.56	0:29:10	491.15	491.15	2.12
0:01:15	1,412.43	44.14	23.77	0:08:15	1,436.97	89.81	11.67	0:15:15	1,387.27	173.41	6.02	0:22:15	1,214.04	303.51	3.44	0:29:15	514.43	514.43	2.02
0:01:20	1,428.16	44.63	23.49	0:08:20	1,408.03	88.00	11.92	0:15:20	1,431.94	178.99	5.84	0:22:20	1,178.18	294.54	3.51	0:29:20	467.66	467.66	2.23
0:01:25	1,383.91	43.25	24.32	0:08:25	1,427.32	89.21	11.68	0:15:25	1,406.77	175.85	5.96	0:22:25	1,260.39	315.10	3.35	0:29:25	471.65	471.65	2.21
0:01:30	1,429.21	44.66	23.40	0:08:30	1,398.17	87.39	12.00	0:15:30	1,413.06	176.63	5.92	0:22:30	1,249.27	312.32	3.34	0:29:30	521.56	521.56	2.00
0:01:35	1,445.57	45.17	23.15	0:08:35	1,450.60	90.66	11.54	0:15:35	1,436.97	179.62	5.81	0:22:35	768.19	192.05	5.40	0:29:35	471.02	471.02	2.21
0:01:40	1,466.75	45.84	22.83	0:08:40	1,425.43	89.09	11.82	0:15:40	1,442.00	180.25	5.81	0:22:40	1,138.96	284.74	3.71	0:29:40	544.42	544.42	1.91
0:01:45	1,481.01	46.28	22.66	0:08:45	1,422.29	88.89	11.68	0:15:45	1,426.90	178.36	5.87	0:22:45	1,224.11	306.03	3.40	0:29:45	522.82	522.82	1.99
0:01:50	1,474.30	46.07	22.66	0:08:50	1,462.34	91.40	11.51	0:15:50	1,429.84	178.73	5.84	0:22:50	1,281.99	320.50	3.26	0:29:50	480.04	480.04	2.17
0:01:55	1,464.23	45.76	22.94	0:08:55	1,479.75	92.48	11.35	0:15:55	1,457.73	182.22	5.74	0:22:55	1,078.36	269.59	3.86	0:29:55	515.69	515.69	2.02
0:02:00	1,485.62	46.43	22.60	0:09:00	1,422.50	88.91	11.73	0:16:00	1,386.85	173.36	6.03	0:23:00	1,070.18	267.54	3.91	0:30:00	489.68	489.68	2.13
0:02:05	1,464.44	45.76	22.88	0:09:05	1,481.22	92.58	11.25	0:16:05	1,433.82	179.23	5.82	0:23:05	1,142.32	285.58	3.66	0:30:05	457.60	457.60	2.28
0:02:10	1,477.02	46.16	22.58	0:09:10	1,447.24	90.45	11.64	0:16:10	1,440.95	180.12	5.83	0:23:10	1,103.10	275.78	3.77	0:30:10	481.72	481.72	2.16
0:02:15	1,475.98	46.12	22.85	0:09:15	1,439.90	89.99	11.65	0:16:15	1,423.13	177.89	5.86	0:23:15	1,347.84	336.96	3.11	0:30:15	478.36	478.36	2.18
0:02:20	1,410.33	44.07	23.77	0:09:20	1,428.58	89.29	11.66	0:16:20	1,411.38	176.42	5.91	0:23:20	1,242.35	310.59	3.36	0:30:20	467.46	467.46	2.23
0:02:25	1,450.39	45.32	23.07	0:09:25	1,447.03	90.44	11.65	0:16:25	1,369.44	171.18	6.12	0:23:25	1,142.32	285.58	3.66	0:30:25	473.96	473.96	2.20
0:02:30	1,433.82	44.81	23.54	0:09:30	1,418.30	88.64	11.81	0:16:30	1,381.18	172.65	6.05	0:23:30	930.72	232.68	4.49	0:30:30	518.63	518.63	2.01
0:02:35	1,424.81	44.53	23.42	0:09:35	1,412.01	88.25	11.84	0:16:35	1,452.28	181.53	5.77	0:23:35	1,255.36	313.84	3.32	0:30:35	480.67	480.67	2.17
0:02:40	1,414.32	44.20	23.66	0:09:40	1,403.41	87.71	11.95	0:16:40	1,388.73	173.59	6.02	0:23:40	1,150.92	287.73	3.63	0:30:40	437.05	437.05	2.38
0:02:45	1,421.87	44.43	23.64	0:09:45	1,395.65	87.23	11.99	0:16:45	1,452.28	181.53	5.76	0:23:45	1,093.66	273.42	3.81	0:30:45	453.40	453.40	2.30
0:02:50	1,406.35	43.95	23.82	0:09:50	1,434.45	89.65	11.68	0:16:50	1,469.68	183.71	5.67	0:23:50	1,259.97	314.99	3.33	0:30:50	462.63	462.63	2.25
0:02:55	1,418.09	44.32	23.71	0:09:55	1,390.41	86.90	12.08	0:16:55	1,451.02	181.38	5.80	0:23:55	1,253.47	313.37	3.33	0:30:55	497.65	497.65	2.09

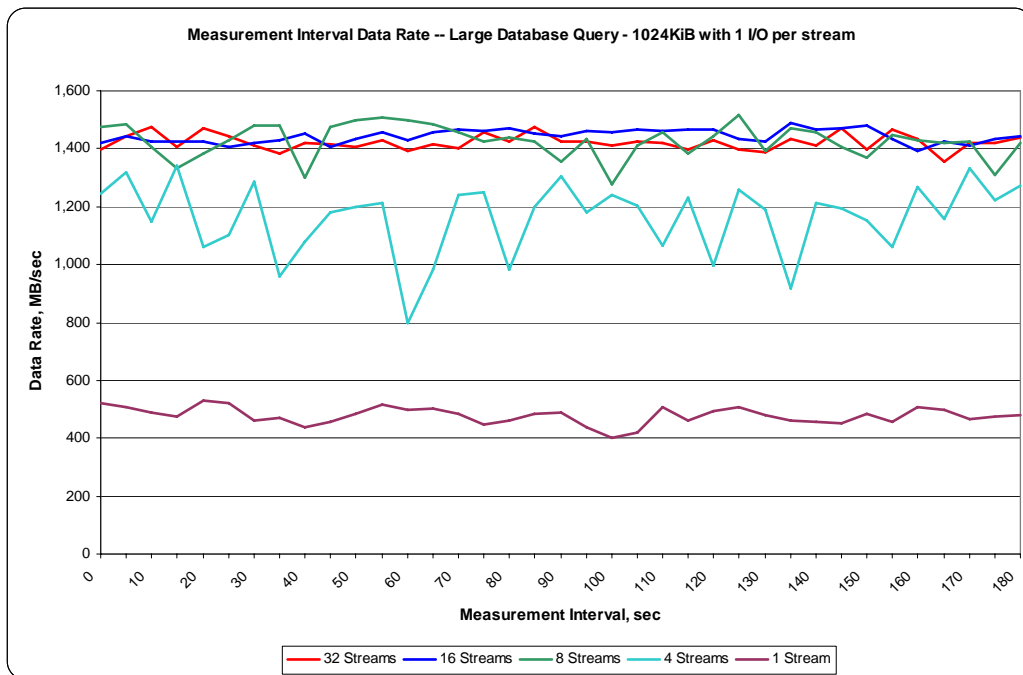
**SPC-2 “Large Database Query/1024 KiB Transfer Size/1 Outstanding I/O” Test Run Data
 Measurement Interval, Run-Out, and Ramp-Down Periods**

TR6				TR7				TR8				TR9				TR10			
Test Run Sequence Time	32 Streams			Test Run Sequence Time	16 Streams			Test Run Sequence Time	8 Streams			Test Run Sequence Time	4 Streams			Test Run Sequence Time	1 Stream		
	Data Rate, MB/sec	Data Rate / Stream, MB/sec	Response Time, ms		Data Rate, MB/sec	Data Rate / Stream, MB/sec	Response Time, ms		Data Rate, MB/sec	Data Rate / Stream, MB/sec	Response Time, ms		Data Rate, MB/sec	Data Rate / Stream, MB/sec	Response Time, ms		Data Rate, MB/sec	Data Rate / Stream, MB/sec	Response Time, ms
0:03:00	1,396.49	43.64	23.97	0:10:00	1,420.82	88.80	11.80	0:17:00	1,477.44	184.68	5.64	0:24:00	1,244.03	311.01	3.36	0:31:00	522.19	522.19	1.99
0:03:05	1,442.21	45.07	23.19	0:10:05	1,445.36	90.33	11.56	0:17:05	1,484.99	185.62	5.64	0:24:05	1,318.27	329.57	3.17	0:31:05	506.04	506.04	2.06
0:03:10	1,474.30	46.07	22.81	0:10:10	1,424.39	89.02	11.79	0:17:10	1,406.56	175.82	5.97	0:24:10	1,149.45	287.36	3.63	0:31:10	488.64	488.64	2.13
0:03:15	1,405.51	43.92	23.73	0:10:15	1,424.60	89.04	11.74	0:17:15	1,333.58	166.70	6.27	0:24:15	1,340.71	335.18	3.12	0:31:15	476.47	476.47	2.19
0:03:20	1,470.31	45.95	22.93	0:10:20	1,424.39	89.02	11.81	0:17:20	1,385.59	173.20	6.04	0:24:20	1,060.32	265.08	3.93	0:31:20	529.11	529.11	1.97
0:03:25	1,444.94	45.15	23.20	0:10:25	1,406.35	87.90	11.87	0:17:25	1,431.52	178.94	5.85	0:24:25	1,102.68	275.67	3.80	0:31:25	521.77	521.77	2.00
0:03:30	1,409.50	44.05	23.84	0:10:30	1,418.30	88.64	11.84	0:17:30	1,480.17	185.02	5.64	0:24:30	1,285.34	321.34	3.23	0:31:30	461.58	461.58	2.26
0:03:35	1,381.60	43.18	24.19	0:10:35	1,429.84	89.36	11.65	0:17:35	1,480.59	185.07	5.64	0:24:35	959.45	239.86	4.34	0:31:35	470.81	470.81	2.21
0:03:40	1,420.40	44.39	23.60	0:10:40	1,450.81	90.68	11.59	0:17:40	1,302.12	162.77	6.43	0:24:40	1,077.94	269.48	3.88	0:31:40	439.56	439.56	2.37
0:03:45	1,413.69	44.18	23.74	0:10:45	1,407.40	87.96	11.92	0:17:45	1,477.65	184.71	5.67	0:24:45	1,179.02	294.75	3.55	0:31:45	455.29	455.29	2.29
0:03:50	1,408.03	44.00	23.84	0:10:50	1,431.94	89.50	11.63	0:17:50	1,496.74	187.09	5.59	0:24:50	1,196.63	299.16	3.50	0:31:50	486.33	486.33	2.14
0:03:55	1,430.26	44.70	23.44	0:10:55	1,456.89	91.06	11.58	0:17:55	1,508.48	188.56	5.56	0:24:55	1,211.31	302.83	3.44	0:31:55	514.43	514.43	2.03
0:04:00	1,390.62	43.46	24.05	0:11:00	1,431.52	89.47	11.70	0:18:00	1,497.79	187.22	5.58	0:25:00	797.97	199.49	5.24	0:32:00	499.96	499.96	2.08
0:04:05	1,416.63	44.27	23.73	0:11:05	1,455.00	90.94	11.49	0:18:05	1,482.69	185.34	5.64	0:25:05	983.98	246.00	4.25	0:32:05	504.78	504.78	2.06
0:04:10	1,401.53	43.80	23.64	0:11:10	1,468.22	91.76	11.33	0:18:10	1,456.89	182.11	5.75	0:25:10	1,240.68	310.17	3.36	0:32:10	481.93	481.93	2.16
0:04:15	1,457.52	45.55	23.22	0:11:15	1,461.30	91.33	11.50	0:18:15	1,425.01	178.13	5.86	0:25:15	1,251.79	312.95	3.34	0:32:15	445.44	445.44	2.34
0:04:20	1,425.64	44.55	23.66	0:11:20	1,469.89	91.87	11.41	0:18:20	1,439.28	179.91	5.81	0:25:20	981.47	245.37	4.26	0:32:20	460.12	460.12	2.27
0:04:25	1,476.40	46.14	22.68	0:11:25	1,453.33	90.83	11.57	0:18:25	1,426.69	178.34	5.84	0:25:25	1,198.73	299.68	3.48	0:32:25	484.23	484.23	2.15
0:04:30	1,426.27	44.57	23.47	0:11:30	1,441.16	90.07	11.62	0:18:30	1,355.81	169.48	6.18	0:25:30	1,305.48	326.37	3.20	0:32:30	487.17	487.17	2.14
0:04:35	1,425.22	44.54	23.60	0:11:35	1,460.67	91.29	11.48	0:18:35	1,436.13	179.52	5.82	0:25:35	1,181.33	295.33	3.53	0:32:35	437.89	437.89	2.38
0:04:40	1,411.38	44.11	23.71	0:11:40	1,455.00	90.94	11.50	0:18:40	1,278.84	159.86	6.57	0:25:40	1,238.37	309.59	3.37	0:32:40	400.98	400.98	2.60
0:04:45	1,423.34	44.48	23.56	0:11:45	1,468.43	91.78	11.41	0:18:45	1,413.06	176.63	5.92	0:25:45	1,201.46	300.36	3.48	0:32:45	417.75	417.75	2.50
0:04:50	1,418.09	44.32	23.62	0:11:50	1,459.83	91.24	11.40	0:18:50	1,454.79	181.85	5.74	0:25:50	1,065.77	266.44	3.91	0:32:50	507.93	507.93	2.05
0:04:55	1,395.24	43.60	23.99	0:11:55	1,466.12	91.63	11.49	0:18:55	1,381.81	172.73	6.06	0:25:55	1,231.24	307.81	3.40	0:32:55	461.79	461.79	2.26
0:05:00	1,428.16	44.63	23.54	0:12:00	1,467.38	91.71	11.42	0:19:00	1,444.94	180.62	5.79	0:26:00	995.31	248.83	4.20	0:33:00	491.99	491.99	2.12
0:05:05	1,397.75	43.68	24.00	0:12:05	1,433.61	89.60	11.70	0:19:05	1,516.03	189.50	5.51	0:26:05	1,258.50	314.63	3.31	0:33:05	508.14	508.14	2.05
0:05:10	1,387.69	43.37	24.06	0:12:10	1,425.43	89.09	11.73	0:19:10	1,392.72	174.09	6.03	0:26:10	1,191.60	297.90	3.51	0:33:10	481.72	481.72	2.16
0:05:15	1,434.66	44.83	23.47	0:12:15	1,489.19	93.07	11.26	0:19:15	1,473.04	184.13	5.67	0:26:15	916.67	229.17	4.56	0:33:15	461.79	461.79	2.26
0:05:20	1,411.80	44.12	23.76	0:12:20	1,466.75	91.67	11.39	0:19:20	1,457.73	182.22	5.73	0:26:20	1,210.48	302.62	3.45	0:33:20	455.29	455.29	2.29
0:05:25	1,472.41	46.01	22.66	0:12:25	1,469.68	91.86	11.39	0:19:25	1,408.24	176.03	5.92	0:26:25	1,195.59	298.90	3.49	0:33:25	454.03	454.03	2.30
0:05:30	1,398.59	43.71	24.16	0:12:30	1,480.59	92.54	11.32	0:19:30	1,367.34	170.92	6.14	0:26:30	1,153.85	288.46	3.62	0:33:30	484.44	484.44	2.15
0:05:35	1,466.96	45.84	22.53	0:12:35	1,433.82	89.61	11.75	0:19:35	1,447.87	180.98	5.78	0:26:35	1,062.42	265.60	3.92	0:33:35	456.13	456.13	2.28
0:05:40	1,435.29	44.85	23.59	0:12:40	1,392.09	87.01	12.00	0:19:40	1,429.00	178.62	5.79	0:26:40	1,269.20	317.30	3.29	0:33:40	505.20	505.20	2.06
0:05:45	1,354.97	42.34	24.78	0:12:45	1,426.06	89.13	11.77	0:19:45	1,420.82	177.60	5.94	0:26:45	1,157.42	289.35	3.61	0:33:45	498.28	498.28	2.09
0:05:50	1,418.72	44.34	23.65	0:12:50	1,410.75	88.17	11.85	0:19:50	1,423.97	178.00	5.88	0:26:50	1,333.37	333.34	3.13	0:33:50	464.31	464.31	2.24
0:05:55	1,418.30	44.32	23.65	0:12:55	1,431.73	89.48	11.69	0:19:55	1,311.77	163.97	6.35	0:26:55	1,220.33	305.08	3.42	0:33:55	472.70	472.70	2.20
0:06:00	1,438.86	44.96	23.09	0:13:00	1,444.10	90.26	11.63	0:20:00	1,421.66	177.71	5.91	0:27:00	1,274.86	318.71	3.27	0:34:00	480.67	480.67	2.17
0:06:05	1,471.78	45.99	22.88	0:13:05	1,419.77	88.74	11.78	0:20:05	1,297.30	162.16	6.44	0:27:05	1,231.24	307.81	3.38	0:34:05	531.42	531.42	1.96
0:06:10	1,398.38	43.70	23.83	0:13:10	1,448.08	90.51	11.61	0:20:10	1,383.07	172.88	6.03	0:27:10	1,188.25	297.06	3.52	0:34:10	491.36	491.36	2.12
0:06:15	1,499.46	46.86	22.49	0:13:15	1,458.36	91.15	11.46	0:20:15	1,491.49	186.44	5.64	0:27:15	1,015.86	253.97	4.11	0:34:15	484.23	484.23	2.15
0:06:20	1,453.33	45.42	23.09	0:13:20	1,436.97	89.81	11.64	0:20:20	1,431.73	178.97	5.84	0:27:20	1,246.13	311.53	3.35	0:34:20	479.83	479.83	2.17
0:06:25	1,479.12	46.22	22.70	0:13:25	1,468.85	91.80	11.37	0:20:25	1,423.97	178.00	5.87	0:27:25	1,183.00	295.75	3.53	0:34:25	479.83	479.83	2.17
0:06:30	1,475.35	46.10	22.74	0:13:30	1,443.47	90.22	11.69	0:20:30	1,402.99	175.37	5.97	0:27:30	1,164.34	291.08	3.59	0:34:30	471.65	471.65	2.21
0:06:35	1,472.83	46.03	22.81	0:13:35	1,469.68	91.86	11.36	0:20:35	1,322.88	165.36	6.29	0:27:35	1,273.60	318.40	3.28	0:34:35	461.37	461.37	2.26
0:06:40	1,468.85	45.90	22.71	0:13:40	1,426.90	89.18	11.75	0:20:40	1,470.73	183.84	5.72	0:27:40	1,108.97	277.24	3.76	0:34:40	473.96	473.96	2.20
0:06:45	59.98	0.00	37.50	0:13:45	67.95	0.00	12.21	0:20:45	58.93	0.00	6.45	0:27:45	49.70	0.00	3.37	0:34:45	19.92	0.00	2.26
0:06:50	0.00	0.00	0.00	0:13:50	0.00	0.00	0.00	0:20:50	0.00	0.00	0.00	0:27:50	0.00	0.00	0.00	0:34:50	0.00	0.00	0.00
0:06:55	0.00	0.00	0.00	0:13:55	0.00	0.00	0.00	0:20:55	0.00	0.00	0.00	0:27:55	0.00	0.00	0.00	0:34:55	0.00	0.00	0.00

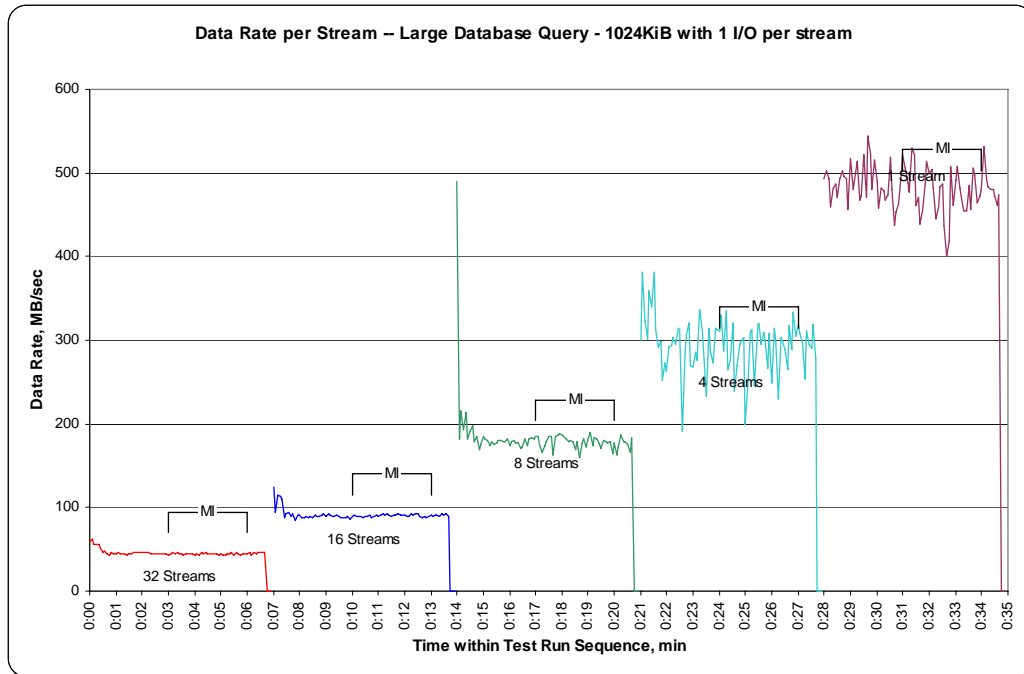
SPC-2 “Large Database Query/1024 KiB Transfer Size/1 Outstanding I/O” Average Data Rate Graph – Complete Test Run



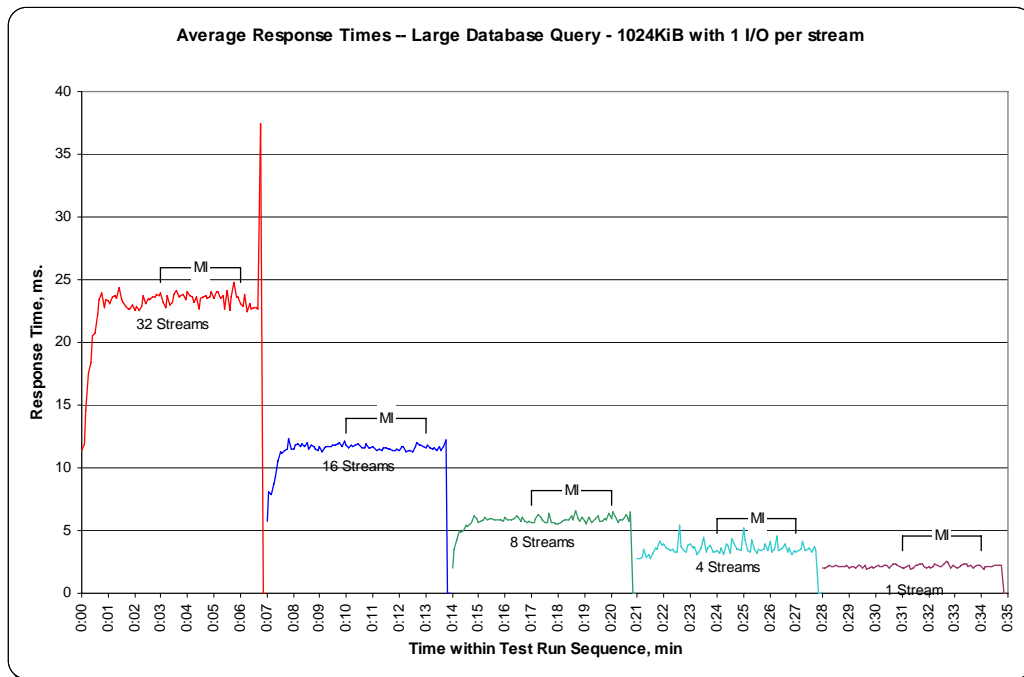
SPC-2 “Large Database Query/1024 KiB Transfer Size/1 Outstanding I/O” Average Data Rate Graph – Measurement Interval (MI) Only



SPC-2 “Large Database Query/1024 KiB Transfer Size/1 Outstanding I/O” Average Data Rate per Stream Graph



SPC-2 “Large Database Query/1024 KiB Transfer Size/1 Outstanding I/O” Average Response Time Graph



Large Database Query Test – 64 KiB TRANSFER SIZE Test Phase

Clause 10.6.8.2.1

5. A table that will contain the following information for each "64 KiB Transfer Size, 4 Outstanding I/Os" Test Run:
 - The number of Streams specified.
 - The average data rate, average data rate per stream, and average Response Time reported at five second intervals.
6. Average Data Rate (intervals), Average Data Rate per Stream (intervals), and Average Response Time (intervals) graphs for the "64 KiB Transfer Size, 4 Outstanding I/Os" Test Runs as specified in Clauses 10.1.4 – 10.1.6.
7. A table that will contain the following information for each "64 KiB Transfer Size, 1 Outstanding I/O" Test Run:
 - The number of Streams specified.
 - The average data rate, average data rate per stream, and average Response Time reported at five second intervals.
8. Average Data Rate (intervals), Average Data Rate per Stream (intervals), and Average Response Time (intervals) graphs for the "64 KiB Transfer Size, 1 Outstanding I/O" Test Runs as specified in Clauses 10.1.4 – 10.1.6.

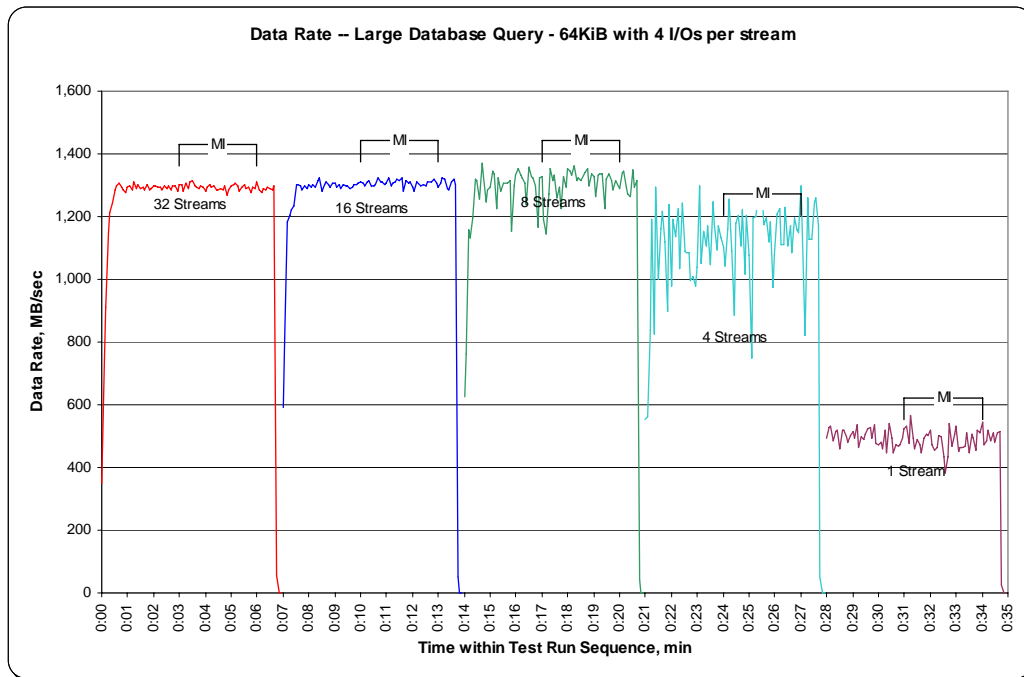
The SPC-2 "Large DatabaseQuery/64 KiB TRANSFER SIZE/4 Outstanding I/Os" Test Run data is contained in the table that appears on the next page. That table is followed by graphs illustrating the average Data Rate, average Data Rate per Stream, and average Response Time produced by the same Test Runs. The table and graphs present the data at five-second intervals.

Immediately following the SPC-2 "Large DatabaseQuery/64 KiB TRANSFER SIZE/4 Outstanding I/Os" table and graphs will be the SPC-2 "Large DatabaseQuery/64 KiB TRANSFER SIZE/1 Outstanding I/O" table and graphs. The table contains the Test Run data and the graphs illustrate the average Data Rate, average Data Rate per Stream, and average Response Time produced by the Test Runs.

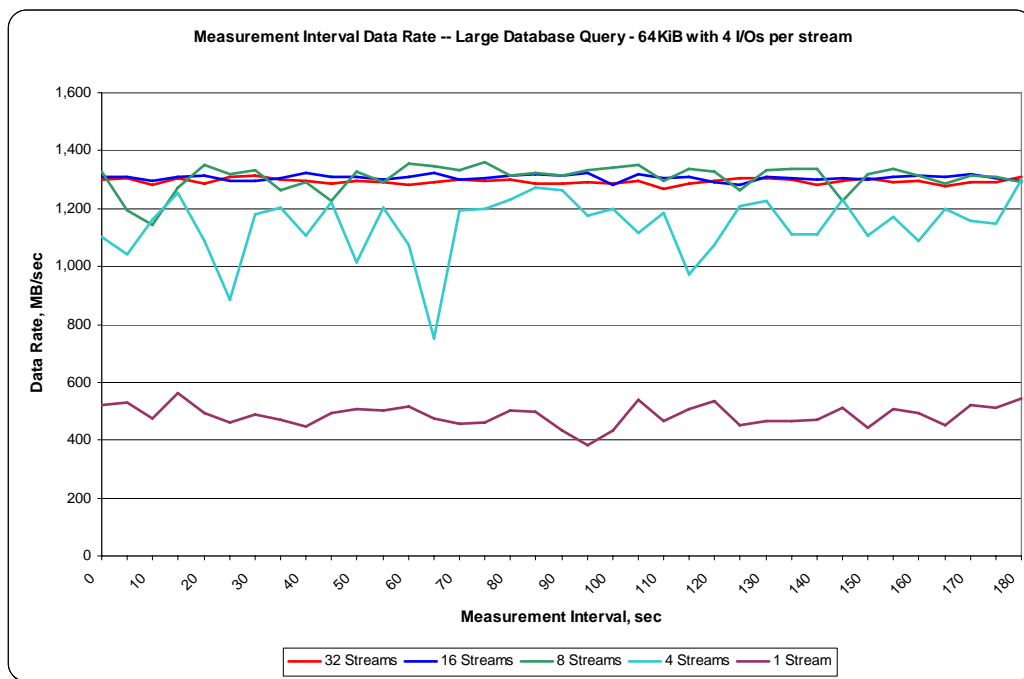
SPC-2 “Large Database Query/64 KiB Transfer Size/4 Outstanding I/Os” Test Run Data – Ramp-Up Period

TR11	32 Streams			TR12	16 Streams			TR13	8 Streams			TR14	4 Streams			TR15	1 Stream		
Test Run Sequence Time	Data Rate, MB/sec	Data Rate / Stream, MB/sec	Response Time, ms	Test Run Sequence Time	Data Rate, MB/sec	Data Rate / Stream, MB/sec	Response Time, ms	Test Run Sequence Time	Data Rate, MB/sec	Data Rate / Stream, MB/sec	Response Time, ms	Test Run Sequence Time	Data Rate, MB/sec	Data Rate / Stream, MB/sec	Response Time, ms	Test Run Sequence Time	Data Rate, MB/sec	Data Rate / Stream, MB/sec	Response Time, ms
0:00:00	350.96	58.49	2.69	0:07:00	589.91	117.98	1.31	0:14:00	626.16	208.72	0.85	0:21:00	553.79	553.79	0.43	0:28:00	494.28	494.28	0.49
0:00:05	743.50	53.11	3.56	0:07:05	798.29	88.70	2.15	0:14:05	760.66	152.13	1.08	0:21:05	560.30	280.15	0.76	0:28:05	528.89	528.89	0.48
0:00:10	909.34	60.62	4.21	0:07:10	1,182.73	131.41	1.98	0:14:10	1,156.69	231.34	1.11	0:21:10	838.87	279.62	0.81	0:28:10	530.39	530.39	0.48
0:00:15	1,144.15	52.01	4.51	0:07:15	1,204.92	100.41	2.47	0:14:15	1,133.94	141.74	1.42	0:21:15	1,189.42	297.36	0.79	0:28:15	483.59	483.59	0.52
0:00:20	1,212.32	52.71	4.85	0:07:20	1,220.70	93.90	2.66	0:14:20	1,194.03	149.25	1.73	0:21:20	823.54	205.89	1.25	0:28:20	516.28	516.28	0.49
0:00:25	1,241.09	42.80	5.27	0:07:25	1,232.71	82.18	2.95	0:14:25	1,319.73	164.97	1.57	0:21:25	1,293.98	323.50	0.79	0:28:25	520.05	520.05	0.48
0:00:30	1,284.62	40.14	6.21	0:07:30	1,302.67	81.42	3.05	0:14:30	1,316.57	164.57	1.57	0:21:30	1,001.81	250.45	1.02	0:28:30	461.37	461.37	0.55
0:00:35	1,298.47	40.58	6.46	0:07:35	1,303.63	81.48	3.19	0:14:35	1,255.99	157.00	1.65	0:21:35	1,160.66	290.16	0.88	0:28:35	517.18	517.18	0.49
0:00:40	1,304.52	40.77	6.41	0:07:40	1,297.98	81.12	3.20	0:14:40	1,369.74	171.22	1.51	0:21:40	1,216.87	304.22	0.84	0:28:40	518.56	518.56	0.49
0:00:45	1,291.69	40.37	6.46	0:07:45	1,283.30	80.21	3.25	0:14:45	1,326.91	165.86	1.56	0:21:45	1,117.28	279.32	0.92	0:28:45	498.79	498.79	0.51
0:00:50	1,284.44	40.14	6.52	0:07:50	1,297.78	81.11	3.21	0:14:50	1,245.29	155.66	1.66	0:21:50	895.89	223.97	1.15	0:28:50	478.84	478.84	0.53
0:00:55	1,277.46	39.92	6.54	0:07:55	1,287.29	80.46	3.23	0:14:55	1,284.25	160.53	1.61	0:21:55	1,238.12	309.53	0.82	0:28:55	503.58	503.58	0.50
0:01:00	1,294.78	40.46	6.45	0:08:00	1,300.42	81.28	3.20	0:15:00	1,292.59	161.57	1.60	0:22:00	979.37	244.84	1.05	0:29:00	515.78	515.78	0.49
0:01:05	1,297.50	40.55	6.45	0:08:05	1,294.97	80.94	3.22	0:15:05	1,346.39	168.30	1.53	0:22:05	1,190.80	297.70	0.86	0:29:05	492.51	492.51	0.51
0:01:10	1,285.75	40.18	6.51	0:08:10	1,302.11	81.38	3.20	0:15:10	1,337.12	167.14	1.54	0:22:10	1,135.66	283.92	0.90	0:29:10	535.95	535.95	0.47
0:01:15	1,308.81	40.90	6.36	0:08:15	1,292.03	80.75	3.22	0:15:15	1,227.20	153.40	1.69	0:22:15	1,227.11	306.78	0.83	0:29:15	465.57	465.57	0.54
0:01:20	1,287.34	40.23	6.52	0:08:20	1,315.13	82.20	3.17	0:15:20	1,324.57	165.57	1.56	0:22:20	1,032.60	258.15	0.99	0:29:20	499.35	499.35	0.51
0:01:25	1,302.64	40.71	6.41	0:08:25	1,325.09	82.82	3.14	0:15:25	1,281.45	160.18	1.61	0:22:25	1,244.60	311.15	0.82	0:29:25	488.73	488.73	0.52
0:01:30	1,287.53	40.24	6.50	0:08:30	1,282.89	80.18	3.25	0:15:30	1,304.85	163.11	1.58	0:22:30	1,089.01	272.25	0.94	0:29:30	506.24	506.24	0.50
0:01:35	1,294.17	40.44	6.45	0:08:35	1,301.29	81.33	3.20	0:15:35	1,305.91	163.24	1.58	0:22:35	1,084.55	271.14	0.94	0:29:35	522.00	522.00	0.48
0:01:40	1,286.08	40.19	6.50	0:08:40	1,312.61	82.04	3.17	0:15:40	1,308.12	163.51	1.58	0:22:40	1,083.95	270.99	0.95	0:29:40	526.20	526.20	0.48
0:01:45	1,302.34	40.70	6.42	0:08:45	1,301.43	81.34	3.20	0:15:45	1,315.92	164.49	1.57	0:22:45	994.27	248.57	1.03	0:29:45	494.70	494.70	0.51
0:01:50	1,285.67	40.18	6.49	0:08:50	1,292.08	80.75	3.22	0:15:50	1,154.64	144.33	1.79	0:22:50	1,008.98	252.25	1.02	0:29:50	535.32	535.32	0.47
0:01:55	1,288.18	40.26	6.49	0:08:55	1,308.18	81.76	3.19	0:15:55	1,299.59	162.45	1.59	0:22:55	980.50	245.13	1.05	0:29:55	478.69	478.69	0.53
0:02:00	1,298.64	40.58	6.44	0:09:00	1,304.86	81.55	3.18	0:16:00	1,333.95	166.74	1.55	0:23:00	1,039.60	259.90	0.99	0:30:00	473.32	473.32	0.53
0:02:05	1,296.30	40.51	6.44	0:09:05	1,293.43	80.84	3.23	0:16:05	1,351.92	168.99	1.53	0:23:05	1,297.24	324.31	0.79	0:30:05	481.59	481.59	0.53
0:02:10	1,294.59	40.46	6.47	0:09:10	1,300.12	81.26	3.20	0:16:10	1,331.82	166.48	1.55	0:23:10	1,052.99	263.25	0.97	0:30:10	459.17	459.17	0.55
0:02:15	1,292.41	40.39	6.44	0:09:15	1,290.48	80.66	3.22	0:16:15	1,325.17	165.65	1.56	0:23:15	1,154.38	288.59	0.89	0:30:15	520.19	520.19	0.48
0:02:20	1,283.69	40.12	6.52	0:09:20	1,302.29	81.39	3.20	0:16:20	1,306.84	163.36	1.58	0:23:20	1,106.94	276.73	0.92	0:30:20	446.44	446.44	0.57
0:02:25	1,297.68	40.55	6.46	0:09:25	1,297.32	81.08	3.21	0:16:25	1,239.68	154.96	1.67	0:23:25	1,171.41	292.85	0.87	0:30:25	539.41	539.41	0.47
0:02:30	1,287.38	40.23	6.48	0:09:30	1,298.19	81.14	3.21	0:16:30	1,356.14	169.52	1.52	0:23:30	1,048.00	262.00	0.98	0:30:30	493.37	493.37	0.51
0:02:35	1,298.23	40.57	6.45	0:09:35	1,289.96	80.62	3.23	0:16:35	1,327.19	165.90	1.56	0:23:35	1,245.50	311.37	0.82	0:30:35	447.87	447.87	0.57
0:02:40	1,284.40	40.14	6.44	0:09:40	1,292.39	80.77	3.22	0:16:40	1,323.55	165.44	1.56	0:23:40	1,176.20	294.05	0.87	0:30:40	472.64	472.64	0.54
0:02:45	1,299.45	40.61	6.43	0:09:45	1,301.58	81.35	3.20	0:16:45	1,296.57	162.07	1.60	0:23:45	1,094.07	273.52	0.93	0:30:45	467.77	467.77	0.54
0:02:50	1,298.30	40.57	6.45	0:09:50	1,300.14	81.26	3.20	0:16:50	1,167.79	145.97	1.77	0:23:50	1,169.99	292.50	0.88	0:30:50	474.16	474.16	0.53
0:02:55	1,281.20	40.04	6.56	0:09:55	1,307.90	81.74	3.18	0:16:55	1,324.03	165.50	1.56	0:23:55	1,132.08	283.02	0.90	0:30:55	494.57	494.57	0.51

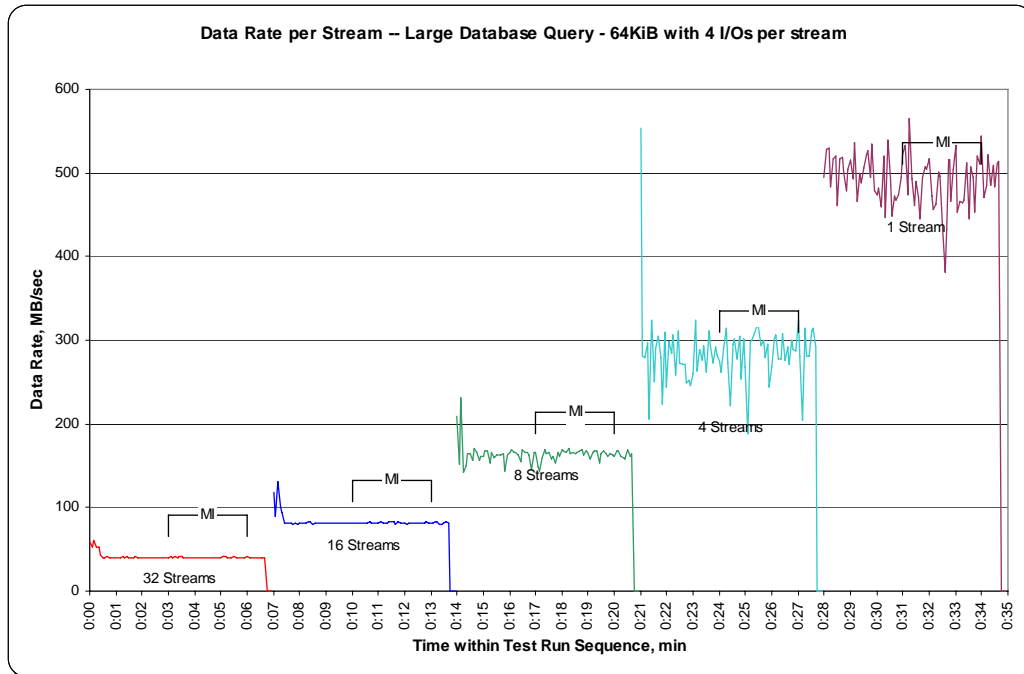
SPC-2 “Large Database Query/64 KiB Transfer Size/4 Outstanding I/Os” Average Data Rate Graph – Complete Test Run



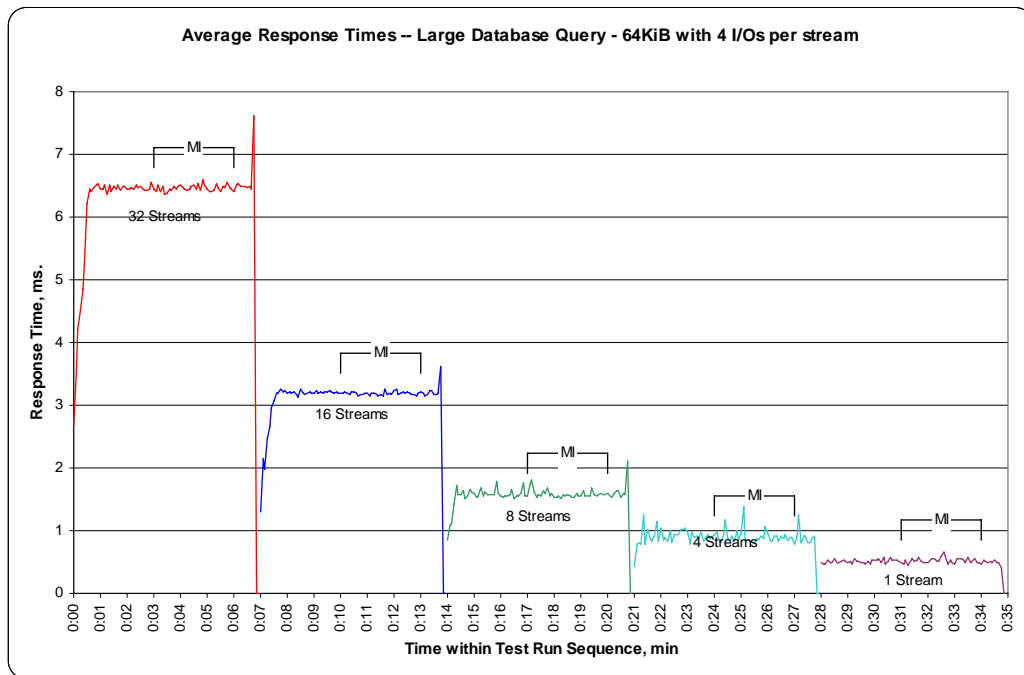
SPC-2 “Large Database Query/64 KiB Transfer Size/4 Outstanding I/Os” Average Data Rate Graph – Measurement Interval (MI) Only



SPC-2 “Large Database Query/64 KiB Transfer Size/4 Outstanding I/Os” Average Data Rate per Stream Graph



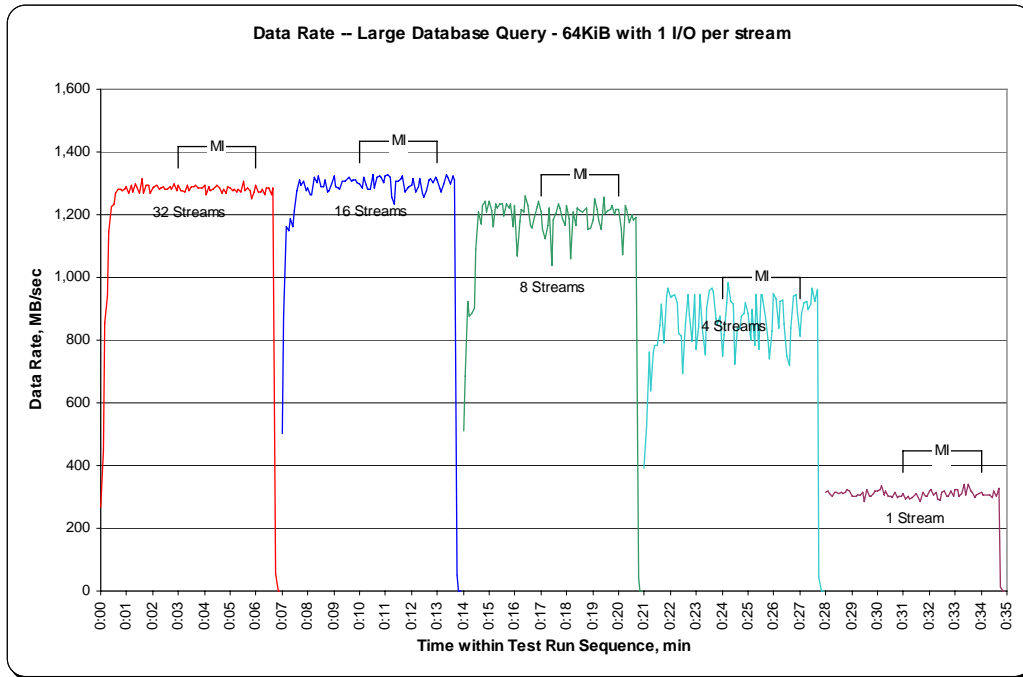
SPC-2 “Large Database Query/64 KiB Transfer Size/4 Outstanding I/Os” Average Response Time Graph



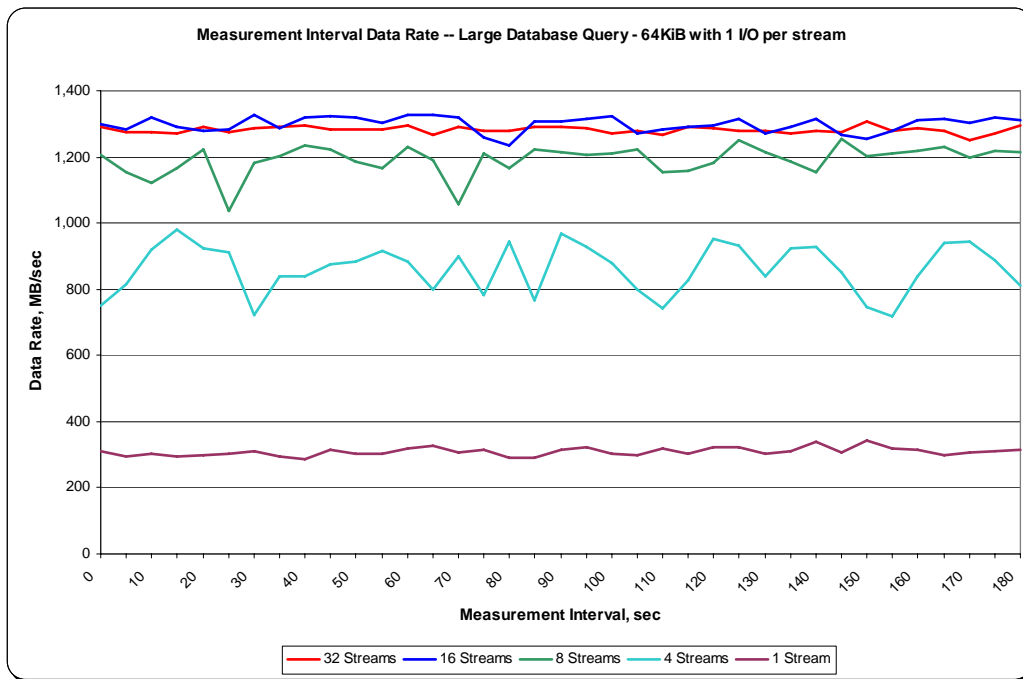
SPC-2 “Large Database Query/64 KiB Transfer Size/1 Outstanding I/O” Test Run Data - Ramp-Up Period

TR16				TR17				TR18				TR19				TR20			
Test Run Sequence	Data Rate, MB/sec	Data Rate / Stream, MB/sec	Response Time, ms	Test Run Sequence	Data Rate, MB/sec	Data Rate / Stream, MB/sec	Response Time, ms	Test Run Sequence	Data Rate, MB/sec	Data Rate / Stream, MB/sec	Response Time, ms	Test Run Sequence	Data Rate, MB/sec	Data Rate / Stream, MB/sec	Response Time, ms	Test Run Sequence	Data Rate, MB/sec	Data Rate / Stream, MB/sec	Response Time, ms
0:00:00	267.71	53.54	0.74	0:07:00	502.11	62.76	0.63	0:14:00	509.92	127.48	0.32	0:21:00	390.48	195.24	0.23	0:28:00	314.69	314.69	0.19
0:00:05	447.65	37.30	1.05	0:07:05	877.13	79.74	0.61	0:14:05	683.19	136.64	0.37	0:21:05	527.73	175.91	0.24	0:28:05	318.76	318.76	0.19
0:00:10	855.60	61.11	0.93	0:07:10	1,162.87	105.72	0.60	0:14:10	921.53	184.31	0.34	0:21:10	761.20	253.73	0.24	0:28:10	309.32	309.32	0.20
0:00:15	938.39	52.13	1.07	0:07:15	1,148.09	95.67	0.63	0:14:15	876.74	175.35	0.36	0:21:15	639.99	213.33	0.29	0:28:15	300.96	300.96	0.20
0:00:20	1,143.17	54.44	1.07	0:07:20	1,188.69	91.44	0.65	0:14:20	883.59	147.27	0.36	0:21:20	762.21	254.07	0.24	0:28:20	316.97	316.97	0.19
0:00:25	1,226.01	49.04	1.21	0:07:25	1,160.94	82.92	0.73	0:14:25	901.82	128.83	0.44	0:21:25	783.73	195.93	0.25	0:28:25	315.73	315.73	0.19
0:00:30	1,235.21	47.51	1.35	0:07:30	1,214.58	75.91	0.81	0:14:30	1,087.67	135.96	0.44	0:21:30	784.42	196.10	0.32	0:28:30	311.68	311.68	0.20
0:00:35	1,268.27	40.91	1.45	0:07:35	1,278.36	79.90	0.80	0:14:35	1,207.25	150.91	0.41	0:21:35	845.84	211.46	0.29	0:28:35	316.73	316.73	0.19
0:00:40	1,282.81	40.09	1.60	0:07:40	1,312.60	82.04	0.78	0:14:40	1,170.29	146.29	0.43	0:21:40	912.95	228.24	0.27	0:28:40	310.70	310.70	0.20
0:00:45	1,282.62	40.08	1.60	0:07:45	1,292.18	80.76	0.79	0:14:45	1,228.32	153.54	0.41	0:21:45	793.25	198.31	0.31	0:28:45	313.02	313.02	0.20
0:00:50	1,276.89	39.90	1.62	0:07:50	1,306.23	81.64	0.78	0:14:50	1,240.45	155.06	0.40	0:21:50	938.63	234.66	0.26	0:28:50	323.46	323.46	0.19
0:00:55	1,281.56	40.05	1.62	0:07:55	1,277.36	79.84	0.80	0:14:55	1,210.59	151.32	0.41	0:21:55	967.40	241.85	0.25	0:28:55	320.24	320.24	0.19
0:01:00	1,289.43	40.29	1.60	0:08:00	1,287.21	80.45	0.79	0:15:00	1,242.78	155.35	0.40	0:22:00	936.22	234.06	0.26	0:29:00	302.57	302.57	0.20
0:01:05	1,269.19	39.66	1.63	0:08:05	1,264.37	79.02	0.81	0:15:05	1,213.53	151.69	0.41	0:22:05	941.33	235.33	0.26	0:29:05	303.47	303.47	0.20
0:01:10	1,292.77	40.40	1.60	0:08:10	1,265.33	79.08	0.81	0:15:10	1,162.39	145.30	0.43	0:22:10	944.44	236.11	0.26	0:29:10	300.75	300.75	0.20
0:01:15	1,270.98	39.72	1.63	0:08:15	1,317.79	82.36	0.77	0:15:15	1,232.09	154.01	0.41	0:22:15	919.07	229.77	0.27	0:29:15	306.04	306.04	0.20
0:01:20	1,296.65	40.52	1.59	0:08:20	1,300.50	81.28	0.78	0:15:20	1,221.22	152.65	0.41	0:22:20	820.08	205.02	0.30	0:29:20	304.67	304.67	0.20
0:01:25	1,291.45	40.36	1.60	0:08:25	1,323.19	82.70	0.77	0:15:25	1,233.82	154.23	0.40	0:22:25	811.93	202.98	0.31	0:29:25	314.68	314.68	0.19
0:01:30	1,266.17	39.57	1.64	0:08:30	1,290.05	80.63	0.79	0:15:30	1,235.94	154.49	0.40	0:22:30	695.04	173.76	0.36	0:29:30	284.44	284.44	0.22
0:01:35	1,315.38	41.11	1.57	0:08:35	1,289.35	80.58	0.79	0:15:35	1,196.90	149.61	0.42	0:22:35	848.83	212.21	0.29	0:29:35	323.61	323.61	0.19
0:01:40	1,269.98	39.69	1.63	0:08:40	1,310.35	81.90	0.78	0:15:40	1,235.69	154.46	0.40	0:22:40	945.91	236.48	0.26	0:29:40	301.53	301.53	0.20
0:01:45	1,293.42	40.42	1.60	0:08:45	1,273.24	79.58	0.80	0:15:45	1,220.71	152.59	0.41	0:22:45	881.02	220.26	0.28	0:29:45	303.88	303.88	0.20
0:01:50	1,293.74	40.43	1.59	0:08:50	1,277.70	79.86	0.80	0:15:50	1,235.66	154.46	0.40	0:22:50	797.19	199.30	0.31	0:29:50	310.17	310.17	0.20
0:01:55	1,267.21	39.60	1.63	0:08:55	1,297.49	81.09	0.79	0:15:55	1,163.35	145.42	0.43	0:22:55	945.76	236.44	0.26	0:29:55	317.25	317.25	0.19
0:02:00	1,283.27	40.10	1.61	0:09:00	1,324.87	82.80	0.77	0:16:00	1,228.84	153.60	0.41	0:23:00	768.86	192.21	0.32	0:30:00	320.70	320.70	0.19
0:02:05	1,287.92	40.25	1.61	0:09:05	1,291.32	80.71	0.79	0:16:05	1,067.99	133.50	0.47	0:23:05	841.49	210.37	0.29	0:30:05	325.26	325.26	0.19
0:02:10	1,292.77	40.40	1.60	0:09:10	1,283.82	80.24	0.80	0:16:10	1,179.34	147.42	0.42	0:23:10	944.24	236.06	0.26	0:30:10	338.17	338.17	0.18
0:02:15	1,282.04	40.06	1.62	0:09:15	1,279.67	79.98	0.80	0:16:15	1,218.93	152.37	0.41	0:23:15	826.36	206.59	0.30	0:30:15	304.86	304.86	0.20
0:02:20	1,283.10	40.10	1.62	0:09:20	1,304.91	81.56	0.78	0:16:20	1,209.60	151.20	0.41	0:23:20	752.47	188.12	0.33	0:30:20	319.35	319.35	0.19
0:02:25	1,287.46	40.23	1.61	0:09:25	1,308.00	81.75	0.78	0:16:25	1,259.66	157.46	0.40	0:23:25	903.01	225.75	0.27	0:30:25	301.62	301.62	0.20
0:02:30	1,279.67	39.99	1.61	0:09:30	1,309.55	81.85	0.78	0:16:30	1,228.24	153.53	0.41	0:23:30	956.31	239.08	0.26	0:30:30	302.03	302.03	0.20
0:02:35	1,280.78	40.02	1.62	0:09:35	1,320.84	82.55	0.77	0:16:35	1,164.84	145.61	0.43	0:23:35	967.37	241.84	0.25	0:30:35	299.01	299.01	0.20
0:02:40	1,290.46	40.33	1.60	0:09:40	1,305.17	81.57	0.78	0:16:40	1,157.96	144.75	0.43	0:23:40	951.07	237.77	0.26	0:30:40	314.06	314.06	0.20
0:02:45	1,280.93	40.03	1.62	0:09:45	1,312.17	82.01	0.78	0:16:45	1,192.11	149.01	0.42	0:23:45	868.93	217.23	0.28	0:30:45	299.39	299.39	0.20
0:02:50	1,296.29	40.51	1.60	0:09:50	1,311.30	81.96	0.78	0:16:50	1,225.90	153.24	0.41	0:23:50	852.82	213.20	0.29	0:30:50	303.87	303.87	0.20
0:02:55	1,277.07	39.91	1.62	0:09:55	1,303.25	81.45	0.78	0:16:55	1,242.16	155.27	0.40	0:23:55	876.42	219.11	0.28	0:30:55	301.13	301.13	0.20

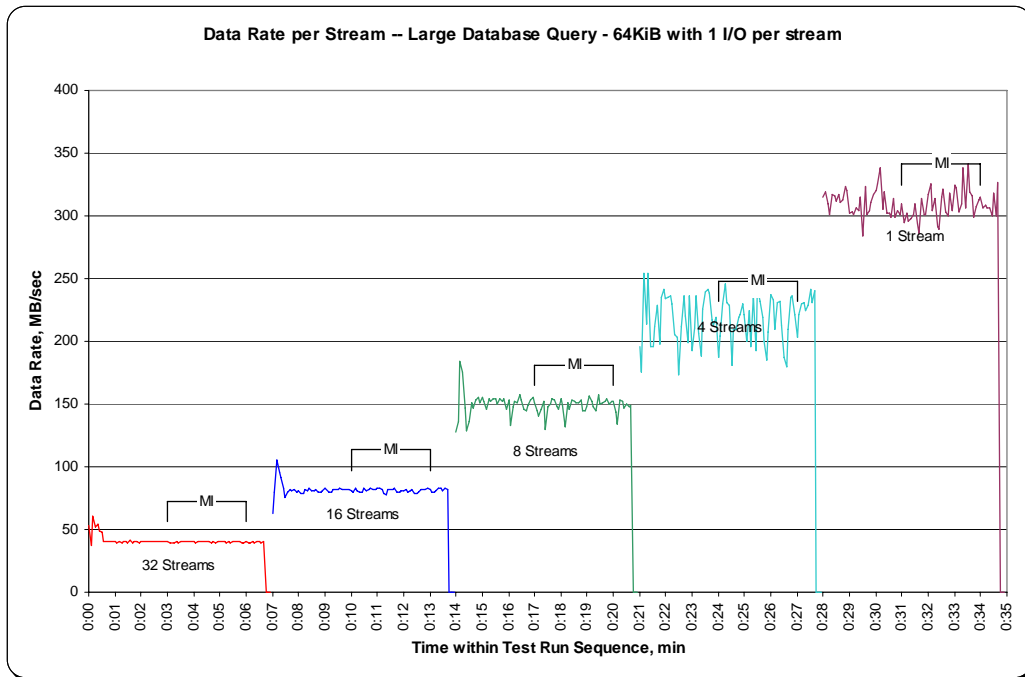
SPC-2 “Large Database Query/64 KiB Transfer Size/1 Outstanding I/O” Average Data Rate Graph – Complete Test Run



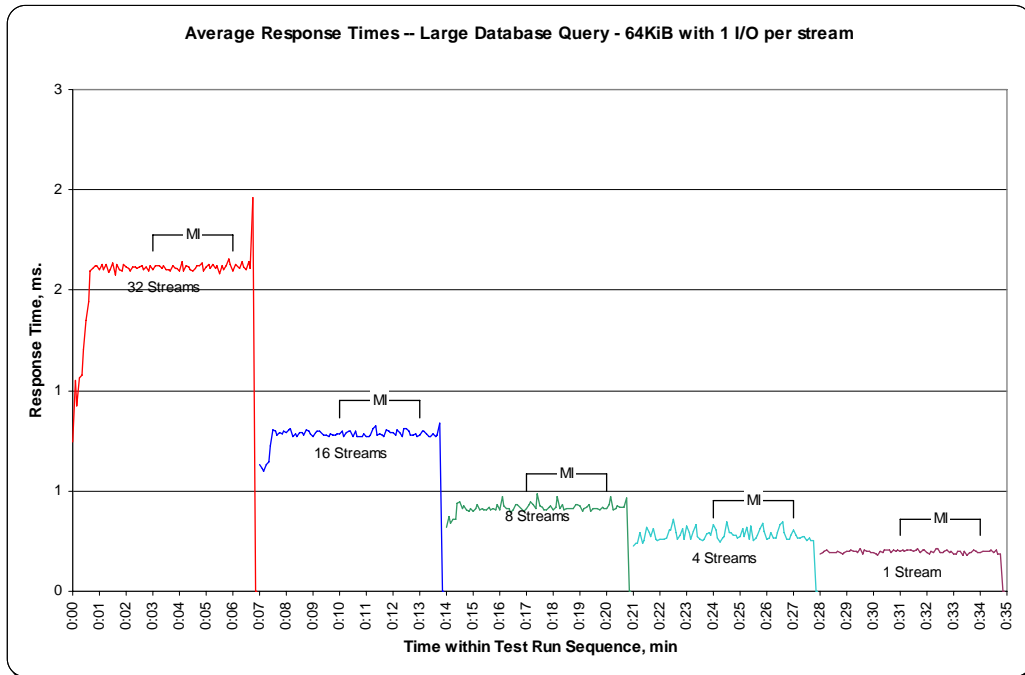
SPC-2 “Large Database Query/64 KiB Transfer Size/1 Outstanding I/O” Average Data Rate Graph – Measurement Interval (MI) Only



SPC-2 “Large Database Query/64 KiB Transfer Size/1 Outstanding I/O” Average Data Rate per Stream Graph



SPC-2 “Large Database Query/64 KiB Transfer Size/1 Outstanding I/O” Average Response Time Graph



Video on Demand Delivery Test

Clause 6.4.4.1

The Video on Demand Delivery Test represents the I/O operations required to enable individualized video entertainment for a community of subscribers, which draw from a digital film library.

Clause 6.4.2.2

The Video on Demand Delivery Test consists of one (1) Test Run.

The BC shall not be restarted or manually disturbed, altered, or adjusted during the execution of the Video on Demand Delivery Test. If power is lost to the BC during this Test all results shall be rendered invalid and the Test re-run in its entirety.

Clause 10.6.8.3

The Full Disclosure Report will contain the following content for the Video on Demand Delivery Test:

- 1. A listing of the SPC-2 Workload Generator commands and parameters used to execute the Test Run in the Video on Demand Delivery Test.*
- 2. The human readable SPC-2 Test Results File for the Test Run in the Video on Demand Delivery Test.*
- 3. A table that contains the following information for the Test Run in the Video on Demand Delivery Test:*
 - The number Streams specified.*
 - The Ramp-Up duration in seconds.*
 - The Measurement Interval duration in seconds.*
 - The average data rate, in MB per second, for the Measurement Interval.*
 - The average data rate, in MB per second, per Stream for the Measurement Interval.*
- 4. A table that contains the following information for the single Video on Demand Delivery Test Run:*
 - The number Streams specified.*
 - The average data rate, average data rate per stream, average Response Time, and Maximum Response Time reported at 60 second intervals.*
- 5. Average Data Rate (intervals), Average Data Rate per Stream (intervals), and Average Response Time (intervals) graphs for the single Video on Demand Delivery Test Run as specified in Clauses 10.1.4-2-10.1.6.*
- 6. A Maximum Response Time (intervals) graph, which will utilize the format defined in Clause 10.1.6, substituting maximum Response Time data for average Response Time data.*

SPC-2 Workload Generator Commands and Parameters

The SPC-2 Workload Generator commands and parameters for the Video on Demand Delivery Test Run are documented in “Appendix E: SPC-2 Workload Generator Execution Commands and Parameters” on Page 106.

SPC-2 Test Results File

A link to the SPC-2 Test Results file generated from the Video on Demand Delivery Test Run is listed below.

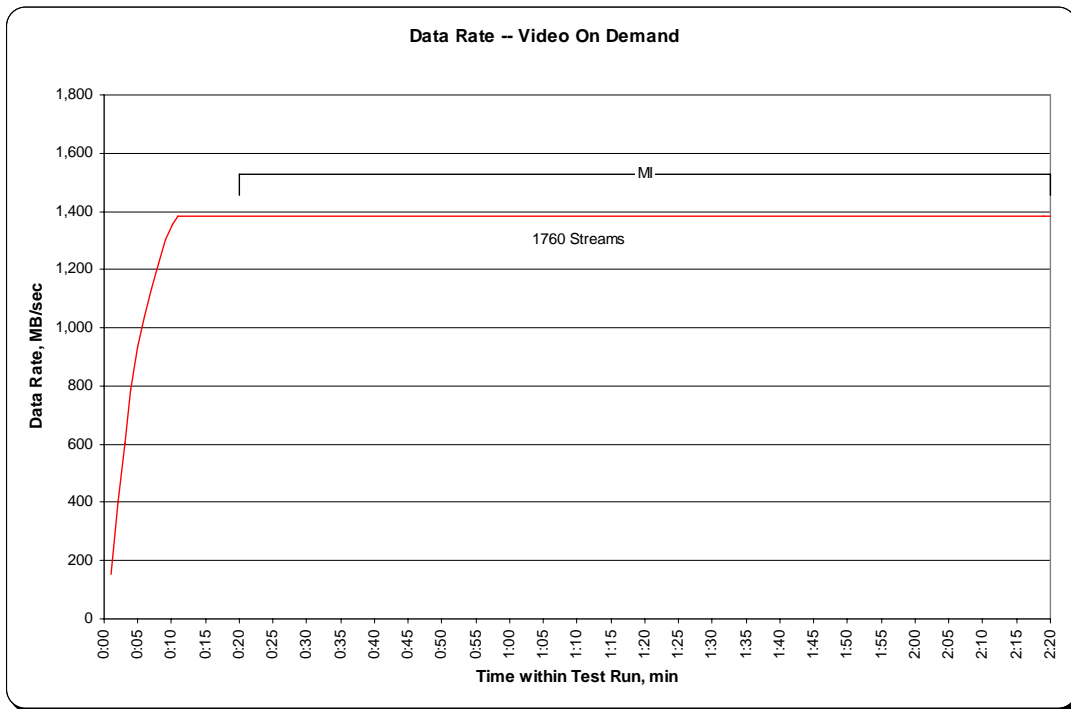
[SPC-2 Video on Demand Delivery Test Results File](#)

SPC-2 Video on Demand Delivery Test Run Data

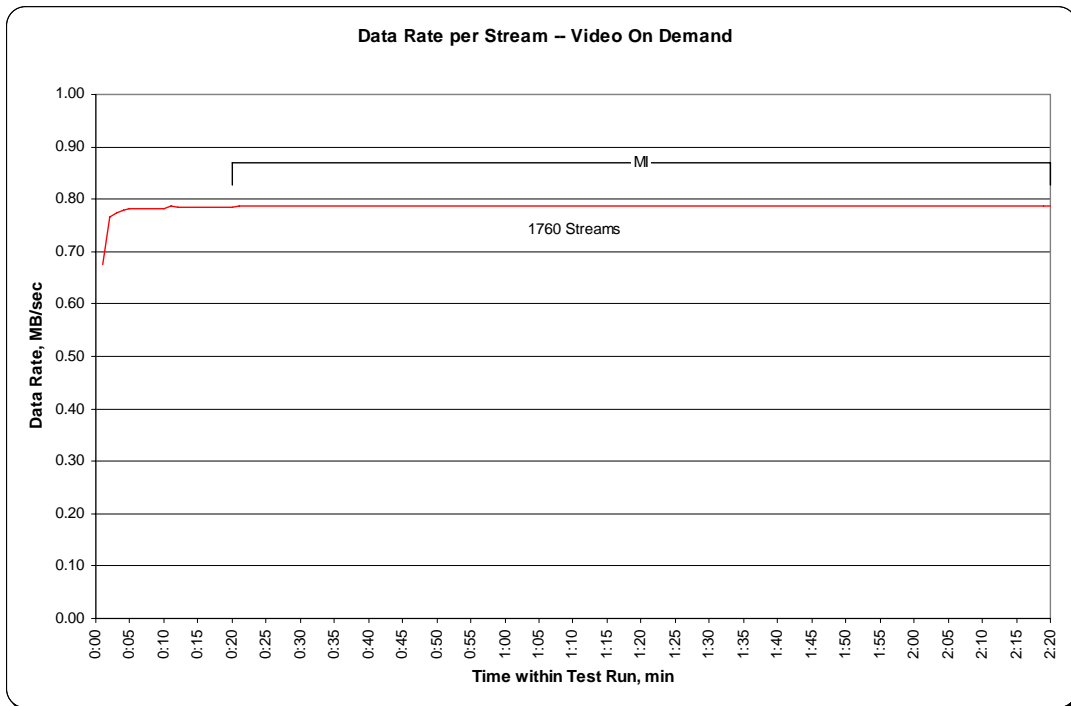
The number of Streams specified, Ramp-Up duration in seconds, Measurement Interval duration in seconds, average Data Rate for the Measurement Interval, and average Data Rate per Stream for the Measurement Interval are listed in the following table.

SPC-2-VOD	TR1
Number of Streams	1760
Ramp-up Time, sec	
Measurement Interval, sec	1200
Average Data Rate, MB/sec	7200
Per Stream Data Rate, MB/sec	0.79
Average Response Time, ms	39.31
Average Max Response Time, ms	462.90

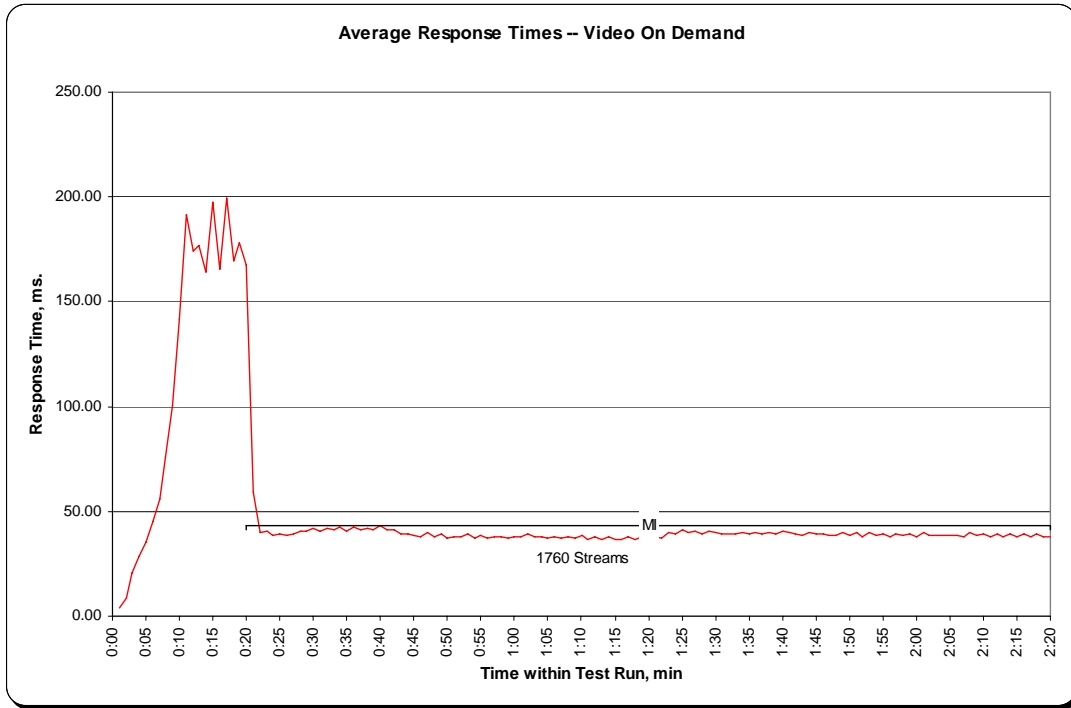
SPC-2 Video on Demand Delivery Average Data Rate Graph



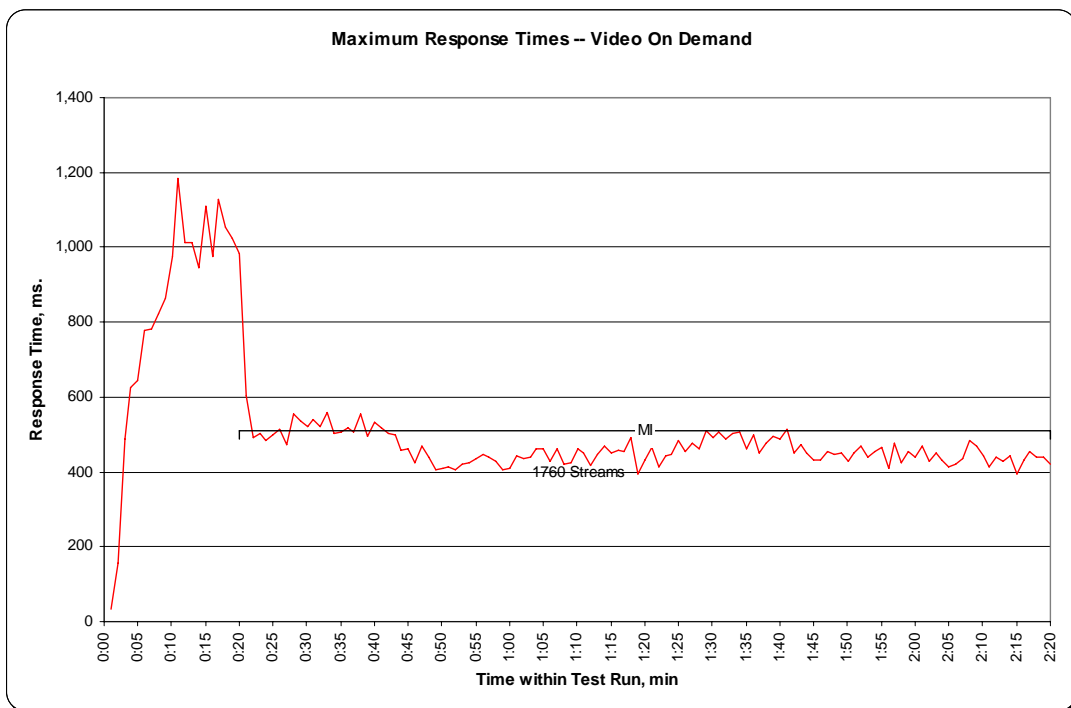
SPC-2 Video on Demand Delivery Average Data Rate per Stream Graph



SPC-2 Video on Demand Delivery Average Response Time Graph



SPC-2 Video on Demand Delivery Maximum Response Time Graph



Data Persistence Test

Clause 6

The Data Persistence Test demonstrates the Tested Storage Configuration (TSC):

- *Is capable of maintain data integrity across a power cycle.*
- *Ensures the transfer of data between Logical Volumes and host systems occurs without corruption or loss.*

The SPC-2 Workload Generator will write a specific pattern at randomly selected locations throughout the Total ASU Capacity (Persistence Test Run 1). The SPC-2 Workload Generator will retain the information necessary to later validate the pattern written at each location.

The Tested Storage Configuration will be shutdown and restarted using a power off/power on cycle at the end of the above sequence of write operations. In addition, any caches employing battery backup must be flushed/emptied.

Restart the TSC, and if the Host System(s) were shutdown and powered off, restart the Host System(s).

The SPC-2 Workload Generator will utilize the retained data from Persistence Test Run 1 to verify (Persistence Run 2) the bit patterns written in Persistence Test Run 1 and their corresponding location.

Clause 10.6.8.4

The Full Disclosure Report will contain the following content for the Data Persistence Test:

1. *A listing of the SPC-2 Workload Generator commands and parameters used to execute each of the Test Runs in the Persistence Test.*
2. *The human readable SPC-2 Test Results File for each of the Test Runs in the Data Persistence Test.*
3. *A table from the successful Persistence Test, which contains the results from the test.*

SPC-2 Workload Generator Commands and Parameters

The SPC-2 Workload Generator commands and parameters for the Persistence Test Runs are documented in "Appendix E: SPC-2 Workload Generator Execution Commands and Parameters" on Page 106.

Data Persistence Test Results File

A link to the test result file generated from each Data Persistence Test Run is listed below.

[Persistence 1 Test Run Results File](#)

[Persistence 2 Test Run Results File](#)

Data Persistence Test Results

Data Persistence Test Results	
Data Persistence Test Number: 1	
Total Number of Logical Blocks Written	478,258
Total Number of Logical Blocks Re-referenced	32,772
Total Number of Logical Blocks Verified	445,487
Total Number of Logical Blocks that Failed Verification	0
Number of Failed I/O Requests in the process of the Test	0

PRICED STORAGE CONFIGURATION AVAILABILITY DATE

Clause 10.6.9

The committed delivery date for general availability (Availability Date) of all products that comprise the Priced Storage Configuration must be reported. When the Priced Storage Configuration includes products or components with different availability dates, the reported Availability Date must be the date at which all components are committed to be available. All availability dates, whether for individual components or for the Priced Storage Configuration as a whole, must be disclosed to a precision of one day.

*The FDR shall state: "The **Priced Storage Configuration**, as documented in this Full Disclosure Report will be available for shipment to customers on MMMM DD, YYYY." Where **Priced Storage Configuration** is the Priced Storage Configuration Name as described in Clause 10.6.5.3, #1 and MM is month, DD is the day, and YY is the year of the date that the Priced Storage Configuration, as documented, is available for shipment to customers as described above.*

The Sun Storage 6180 Array, as documented in this SPC-2 Full Disclosure Report, is currently available for customer purchase and shipment.

ANOMALIES OR IRREGULARITIES

Clause 10.6.11

The FDR shall include a clear and complete description of any anomalies or irregularities encountered in the course of executing the SPC-2 benchmark that may in any way call into question the accuracy, verifiability, or authenticity of information published in this FDR.

There were no anomalies or irregularities encountered during the SPC-2 Remote Audit of the Sun Storage 6180 Array.

APPENDIX A: SPC-2 GLOSSARY

“Decimal” (*powers of ten*) Measurement Units

In the storage industry, the terms “kilo”, “mega”, “giga”, “tera”, “peta”, and “exa” are commonly used prefixes for computing performance and capacity. For the purposes of the SPC workload definitions, all of the following terms are defined in “powers of ten” measurement units.

- A kilobyte (KB) is equal to 1,000 (10^3) bytes.
- A megabyte (MB) is equal to 1,000,000 (10^6) bytes.
- A gigabyte (GB) is equal to 1,000,000,000 (10^9) bytes.
- A terabyte (TB) is equal to 1,000,000,000,000 (10^{12}) bytes.
- A petabyte (PB) is equal to 1,000,000,000,000,000 (10^{15}) bytes
- An exabyte (EB) is equal to 1,000,000,000,000,000,000 (10^{18}) bytes

“Binary” (*powers of two*) Measurement Units

The sizes reported by many operating system components use “powers of two” measurement units rather than “power of ten” units. The following standardized definitions and terms are also valid and may be used in this document.

- A kibibyte (KiB) is equal to 1,024 (2^{10}) bytes.
- A mebibyte (MiB) is equal to 1,048,576 (2^{20}) bytes.
- A gibibyte (GiB) is equal to 1,073,741,824 (2^{30}) bytes.
- A tebibyte (TiB) is equal to 1,099,511,627,776 (2^{40}) bytes.
- A pebibyte (PiB) is equal to 1,125,899,906,842,624 (2^{50}) bytes.
- An exbibyte (EiB) is equal to 1,152,921,504,606,846,967 (2^{60}) bytes.

SPC-2 Data Repository Definitions

Total ASU Capacity: The total storage capacity read and written in the course of executing the SPC-2 benchmark.

Application Storage Unit (ASU): The logical interface between the storage and SPC-2 Workload Generator. The ASU is implemented on one or more Logical Volume.

Logical Volume: The division of Addressable Storage Capacity into individually addressable logical units of storage used in the SPC-2 benchmark. Each Logical Volume is implemented as a single, contiguous address space.

Addressable Storage Capacity: The total storage (sum of Logical Volumes) that can be read and written by application programs such as the SPC-2 Workload Generator.

Configured Storage Capacity: This capacity includes the Addressable Storage Capacity and any other storage (parity disks, hot spares, etc.) necessary to implement the Addressable Storage Capacity.

Physical Storage Capacity: The formatted capacity of all storage devices physically present in the Tested Storage Configuration (TSC).

Data Protection Overhead: The storage capacity required to implement the selected level of data protection.

Required Storage: The amount of Configured Storage Capacity required to implement the Addressable Storage Configuration, excluding the storage required for the ASU.

Global Storage Overhead: The amount of Physical Storage Capacity that is required for storage subsystem use and unavailable for use by application programs.

Total Unused Storage: The sum of unused storage capacity within the Physical Storage Capacity, Configured Storage Capacity, and Addressable Storage Capacity.

SPC-2 Data Protection Levels

RAID5: User data is distributed across the disks in the array. Check data corresponding to user data is distributed across multiple disks in the form of bit-by-bit parity.

Mirroring: Two or more identical copies of user data are maintained on separate disks.

Other Protection Level: Any data protection other than **RAID5** or **Mirroring**.

Unprotected: There is no data protection provided.

SPC-2 Test Execution Definitions

Completed I/O Request: An I/O Request with a Start Time and a Completion Time (*see "I/O Completion Types" illustrated below*).

Completion Time: The time recorded by the Workload Generator when an I/O Request is completed by the Tested Storage Configuration (TSC) as signaled by System Software.

Data Rate: The data volume, in MB, transferred by all Measured I/O Requests in an SPC-2 Test Run divided by the length of the Test Run in seconds.

Failed I/O Request: Any I/O Request issued by the SPC-2 Workload Generator that meets one of the following conditions (*see "I/O Completion Types" illustrated below*):

- The I/O Request was signaled as failed by System Software.
- The I/O Request started within the Measurement Interval, but did not complete prior to the end of the appropriate Run-Out period..
- The I/O Request started within the Run-Out period, but did not complete prior to the end of the appropriate Ramp-Down period.

I/O Request Throughput: The total number of Measured I/O Requests in an SPC-2 Test Run divided by the duration of the Measurement Interval in seconds.

Measured I/O Request: A Completed I/O Request that begins (Start Time) within a Measurement Interval and completes (Completion Time) prior to the end of the appropriate Ramp Down (see “I/O Completion Types” illustrated below).

Measurement Interval: A specified, contiguous period of time, after the TSC has reached Steady State, when data is collected by the Workload Generator to produce the test results for a SPC-2 Test Run (see “SPC-2 Test Run Components” illustrated below, Test Run 1: T_2-T_3 and Test Run 2: T_7-T_8).

Outstanding I/O Requests: The Outstanding I/O Requests parameter specifies the maximum number of concurrent I/O Requests, associated with a give Stream, which have been issued but not yet completed. (Clause 3.4.4 of the SPC-2 Benchmark Specification).

Ramp-Down: A specified, contiguous period of time in which the TSC is required to complete I/O Requests started but not completed during the preceding Run-Out period. Ramp-Down begins at the end of the preceding Run-Out period (see “SPC-2 Test Run Components” illustrated below, Test Run 1: T_4-T_5 and Test Run 2: T_9-T_{10}). The Workload Generator will not submit any I/O Requests during the Ramp-Down.

Ramp-Up: A specified, contiguous period of time required for the Benchmark Configuration (BC) to produce Steady State throughput after the Workload Generator begins submitting I/O Requests to the TSC for execution. The Ramp-Up period ends at the beginning of the Measurement Interval (see “SPC-2 Test Run Components” illustrated below, Test Run 1: T_0-T_2 and Test Run 2: T_5-T_7).

Response Time: The Response Time of a Measured I/O Request is its Completion Time minus its Start Time.

Run-Out: A specified, contiguous period of time in which the TSC is required to complete I/O Requests started but not completed during the preceding Measurement Interval. The Run-Out period begins at the end of the preceding Measurement Interval and is a component of the Steady State period (see “SPC-2 Test Run Components” illustrated below, Test Run 1: T_3-T_4 and Test Run 2: T_9-T_{10}). The Workload Generator will continue to submit I/O Requests at the Test Run’s specified rate during the Run-Out period.

Start Time: The time recorded by the Workload Generator when an I/O Request is submitted, by the Workload Generator, to the System Software for execution on the TSC.

Steady State: The period during which the workload presented to the TSC by the SPC-2 Workload Generator is constant and the resulting TSC I/O Request Throughput is both consistent and sustainable. The Steady State period includes both the Measurement Interval and Run-Out periods (see “SPC-2 Test Run Components” illustrated below, Test Run 1: T_1-T_4 and Test Run 2: T_6-T_9).

Steady State is achieved only after caches in the TSC have filled and as a result the I/O Request Throughput of the TSC has stabilized.

Stream: A collection of Stream Segments that started within a Test Run.

Stream Segment: A sequentially organized pattern of I/O requests, which transfers a contiguous range of data.

Test: A collection of Test Phases and or Test Runs sharing a common objective.

Test Phase: A collection of one or more SPC-2 Test Runs sharing a common objective and intended to be run in a specific sequence.

Test Run: The execution of SPC-2 that produces specific SPC-2 test results. SPC-2 Test Runs have specified, measured Ramp-Up, Measurement Interval, Run-Out and Ramp-Down periods. "SPC-2 Test Run Components" (*see below*) illustrates the Ramp-Up, Steady State, Measurement Interval, Run-Out, and Ramp-Down components contained in two uninterrupted SPC-2 Test Runs (*Test Run 1: T_0 - T_5 and Test Run 2: T_5 - T_{10}*).

Test Run Sequence: A related sequence of Large File Processing (LFP) or Large Database Query (LDQ) Test Runs. Each Test Run Sequence will consist of five Test Runs, which vary the number of Streams as follows:

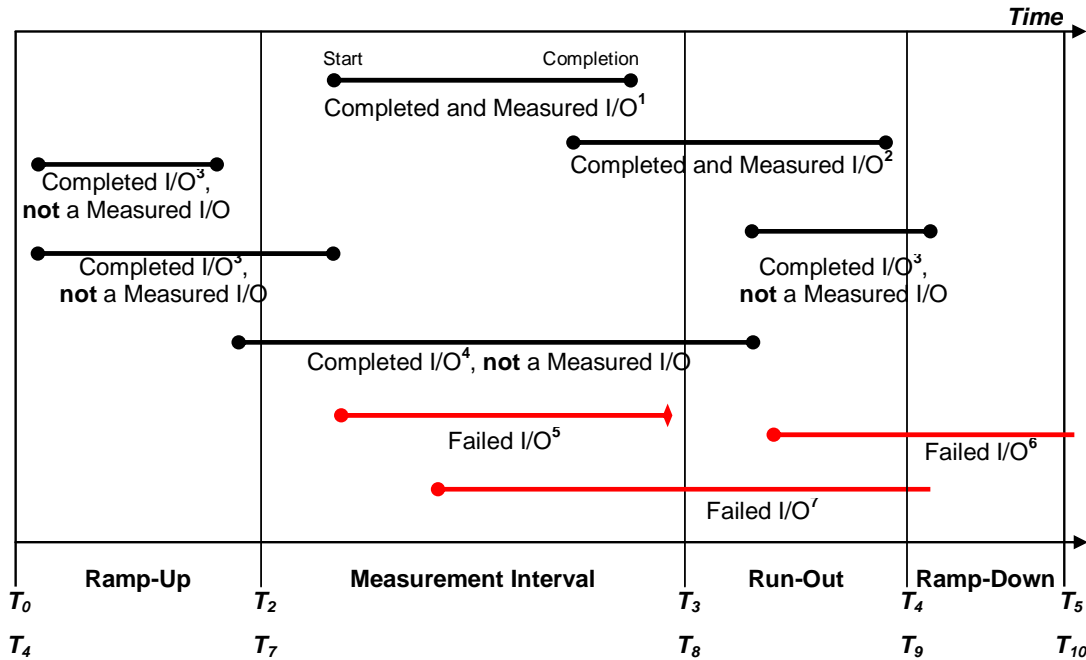
- Test Run 1: Maximum number of Streams, which is selected by the Test Sponsor
- Test Run 2: 50% of the maximum number of Streams used in Test Run 1.
- Test Run 3: 25% of the maximum number of Streams used in Test Run 1.
- Test Run 4: 12.5% of the maximum number of Streams used in Test Run 1.
- Test Run 5: 1 Stream.

Each of the five Test Runs in a Test Run Sequence will share the same attributes with the exception of the number of Streams. For example:

- Large File Processing, Read, 1024 KiB Transfer Size: Maximum Streams
- Large File Processing, Read, 1024 KiB Transfer Size: 50% of Maximum Streams
- Large File Processing, Read, 1024 KiB Transfer Size: 25% of Maximum Streams
- Large File Processing, Read, 1024 KiB Transfer Size: 12.5% of Maximum Streams
- Large File Processing, Read, 1024 KiB Transfer Size: 1 Stream

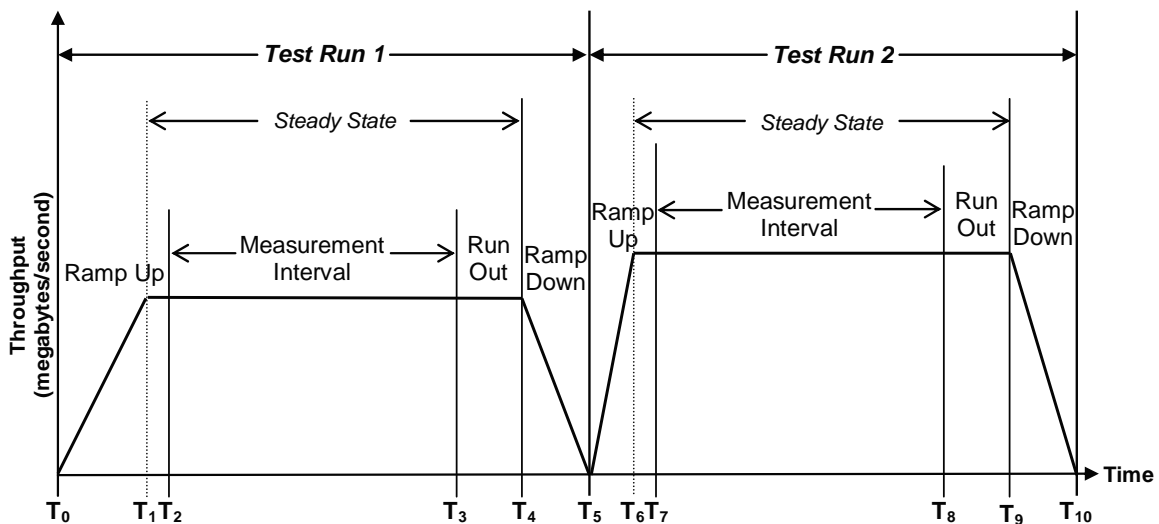
Transfer Size: The Transfer Size parameter specifies the number of bytes in KiB to transfer. (*Clause 3.4.7 of the SPC-2 Benchmark Specification*)

I/O Completion Types



Completed and Measured I/O¹: I/O started and completed within the Measurement Interval.
Completed and Measured I/O²: I/O started within the Measurement Interval and completed within Ramp Down.
Completed I/O³: I/O started before or after the Measurement Interval – not measured.
Completed I/O⁴: I/O started before and completed after the Measurement Interval – not measured.
Failed I/O⁵: Signaled as failed by System Software.
Failed I/O⁶: I/O did not complete prior to the end of Ramp-Down.
Failed I/O⁷: I/O did not complete prior to the end of Run-Out.

SPC-2 Test Run Components



APPENDIX B: CUSTOMER TUNABLE PARAMETERS AND OPTIONS

Windows Server 2003 Registry Changes

Registry Parameter	Default Value	New Value
\HKEY_LOCAL_MACHINE\CurrentControlSet\Services\lexstor\Parameters\device: MaximumSGList	0x64	0xff
\HKEY_LOCAL_MACHINE\CurrentControlSet\Services\lexstor: Start	0	1

Emulex HBA Driver Modifications

Driver Parameter	Default Value	New Value
CoalesceRspCnt	8	0
ExtTransferSize	0	1
Queue Depth	32	254

APPENDIX C: TESTED STORAGE CONFIGURATION (TSC) CREATION

Using the SANtricity scripting utility and the following SMCLI script, the TSC will be configured as described below:

- Delete any preexisting volumes, volume groups and host mapping on the TSC
- Add single host to controller default host group, set default host type to "Windows2003/2008". Change as appropriate for specific configuration.
- Create six 4-plus-1 RAID 5 volumes on two trays SMCLI script and map all volumes to controller default host group.

```
// Logical configuration information from Storage Array bmmhab.
// Saved on August 25, 2009
// Firmware package version for Storage Array bmmhab = 07.60.14.00
// NVSRAM package version for Storage Array bmmhab = N49XX-750800-000

//on error stop;

// Delete the existing configuration.
show "Deleting the existing configuration.";
clear storageArray configuration;

// Storage Array global logical configuration script commands
show "Setting the Storage Array user label to bmmhab.";
set storageArray userLabel="bmmhab";

show "Setting the Storage Array media scan rate to disabled.";
set storageArray mediaScanRate=disabled;

// Remove the default volume (if exists). NOTE: Default volume name is always =
"Unnamed".
//on error continue;
show "Deleting the default volume created during the removal of the existing
configuration.";
delete volume["Unnamed"] removeVolumeGroup=true;
//on error stop;

// Set array cache parameters
show "Setting the Storage Array cache block size to 16.";
set storageArray cacheBlockSize=16;

show "Setting the Storage Array to begin cache flush at 50% full.";
set storageArray cacheFlushStart=50;

show "Setting the Storage Array to end cache flush at 50% full.";
set storageArray cacheFlushStop=50;

// Creating Host Topology
show "Creating Host bm3850e_EMX with Host Type Index 1.";
// This Host Type Index corresponds to Type Windows 2000/Server 2003/Server 2008
Non-Clustered
create host userLabel="bm3850e_EMX" hostType=1;

show "Creating Host Port emx_3 on Host bm3850e_EMX with WWN 10000000c9813ee8 and
with interfaceType FC.";
create hostPort host="bm3850e_EMX" userLabel="emx_3" identifier="10000000c9813ee8"
interfaceType=FC;
```

```
show "Creating Host Port emx_4 on Host bm3850e_EMX with WWN 10000000c97d99e0 and
with interfaceType FC.";
create hostPort host="bm3850e_EMX" userLabel="emx_4" identifier="10000000c97d99e0"
interfaceType=FC;

show "Creating Host Port emx_1 on Host bm3850e_EMX with WWN 10000000c9813f9e and
with interfaceType FC.";
create hostPort host="bm3850e_EMX" userLabel="emx_1" identifier="10000000c9813f9e"
interfaceType=FC;

show "Creating Host Port emx_2 on Host bm3850e_EMX with WWN 10000000c97d994a and
with interfaceType FC.";
create hostPort host="bm3850e_EMX" userLabel="emx_2" identifier="10000000c97d994a"
interfaceType=FC;

show "Creating RAID 5 Volume Vol1 on new Volume Group 0.";
//This command creates volume group <0> and the initial volume <Vol1> with offset 0
on the volume group.
// NOTE: For Volume Groups that use all available capacity, the last Volume on this
group is
// created using all remaining capacity by omitting the capacity= volume creation
parameter.
create volume drives=(0,1 0,2 0,3 0,4 0,5) raidLevel=5 userLabel="Vol1"
volumeGroupUserLabel="0" owner=A segmentSize=256 dssPreAllocate=true
securityType=none;
show "Setting additional attributes for Volume Vol1.";
// Configuration settings that can not be set during Volume creation.
set volume["Vol1"] cacheFlushModifier=10;
set volume["Vol1"] cacheWithoutBatteryEnabled=false;
set volume["Vol1"] mirrorEnabled=true;
set volume["Vol1"] readCacheEnabled=true;
set volume["Vol1"] writeCacheEnabled=true;
set volume["Vol1"] mediaScanEnabled=false;
set volume["Vol1"] redundancyCheckEnabled=false;
set volume["Vol1"] readAheadMultiplier=1;
set volume["Vol1"] modificationPriority=high;
set volume["Vol1"] preReadRedundancyCheck=false;
show "Creating Volume-to-LUN Mapping for Volume Vol1 to LUN 1.";
set volume ["Vol1"] logicalUnitNumber=1 hostGroup=defaultGroup;

show "Creating RAID 5 Volume Vol2 on new Volume Group 1.";
//This command creates volume group <1> and the initial volume <Vol2> with offset 0
on the volume group.
// NOTE: For Volume Groups that use all available capacity, the last Volume on this
group is
// created using all remaining capacity by omitting the capacity= volume creation
parameter.
create volume drives=(0,6 0,7 0,8 0,9 0,10) raidLevel=5 userLabel="Vol2"
volumeGroupUserLabel="1" owner=A segmentSize=256 dssPreAllocate=true
securityType=none;
show "Setting additional attributes for Volume Vol2.";
// Configuration settings that can not be set during Volume creation.
set volume["Vol2"] cacheFlushModifier=10;
set volume["Vol2"] cacheWithoutBatteryEnabled=false;
set volume["Vol2"] mirrorEnabled=true;
set volume["Vol2"] readCacheEnabled=true;
set volume["Vol2"] writeCacheEnabled=true;
set volume["Vol2"] mediaScanEnabled=false;
set volume["Vol2"] redundancyCheckEnabled=false;
set volume["Vol2"] readAheadMultiplier=1;
set volume["Vol2"] modificationPriority=high;
set volume["Vol2"] preReadRedundancyCheck=false;
```

```
show "Creating Volume-to-LUN Mapping for Volume Vol2 to LUN 2.";
set volume ["Vol2"] logicalUnitNumber=2 hostGroup=defaultGroup;

show "Creating RAID 5 Volume Vol3 on new Volume Group 2.";
//This command creates volume group <2> and the initial volume <Vol3> with offset 0
on the volume group.
// NOTE: For Volume Groups that use all available capacity, the last Volume on this
group is
// created using all remaining capacity by omitting the capacity= volume creation
parameter.
create volume drives=(0,11 0,12 0,13 0,14 0,15) raidLevel=5 userLabel="Vol3"
volumeGroupUserLabel="2" owner=A segmentSize=256 dssPreAllocate=true
securityType=none;
show "Setting additional attributes for Volume Vol3.";
// Configuration settings that can not be set during Volume creation.
set volume["Vol3"] cacheFlushModifier=10;
set volume["Vol3"] cacheWithoutBatteryEnabled=false;
set volume["Vol3"] mirrorEnabled=true;
set volume["Vol3"] readCacheEnabled=true;
set volume["Vol3"] writeCacheEnabled=true;
set volume["Vol3"] mediaScanEnabled=false;
set volume["Vol3"] redundancyCheckEnabled=false;
set volume["Vol3"] readAheadMultiplier=1;
set volume["Vol3"] modificationPriority=high;
set volume["Vol3"] preReadRedundancyCheck=false;
show "Creating Volume-to-LUN Mapping for Volume Vol3 to LUN 3.";
set volume ["Vol3"] logicalUnitNumber=3 hostGroup=defaultGroup;

show "Creating RAID 5 Volume Vol4 on new Volume Group 3.";
//This command creates volume group <3> and the initial volume <Vol4> with offset 0
on the volume group.
// NOTE: For Volume Groups that use all available capacity, the last Volume on this
group is
// created using all remaining capacity by omitting the capacity= volume creation
parameter.
create volume drives=(20,1 20,2 20,3 20,4 20,5) raidLevel=5 userLabel="Vol4"
volumeGroupUserLabel="3" owner=B segmentSize=256 dssPreAllocate=true
securityType=none;
show "Setting additional attributes for Volume Vol4.";
// Configuration settings that can not be set during Volume creation.
set volume["Vol4"] cacheFlushModifier=10;
set volume["Vol4"] cacheWithoutBatteryEnabled=false;
set volume["Vol4"] mirrorEnabled=true;
set volume["Vol4"] readCacheEnabled=true;
set volume["Vol4"] writeCacheEnabled=true;
set volume["Vol4"] mediaScanEnabled=false;
set volume["Vol4"] redundancyCheckEnabled=false;
set volume["Vol4"] readAheadMultiplier=1;
set volume["Vol4"] modificationPriority=high;
set volume["Vol4"] preReadRedundancyCheck=false;
show "Creating Volume-to-LUN Mapping for Volume Vol4 to LUN 4.";
set volume ["Vol4"] logicalUnitNumber=4 hostGroup=defaultGroup;

show "Creating RAID 5 Volume Vol5 on new Volume Group 4.";
//This command creates volume group <4> and the initial volume <Vol5> with offset 0
on the volume group.
// NOTE: For Volume Groups that use all available capacity, the last Volume on this
group is
// created using all remaining capacity by omitting the capacity= volume creation
parameter.
create volume drives=(20,6 20,7 20,8 20,9 20,10) raidLevel=5 userLabel="Vol5"
volumeGroupUserLabel="4" owner=B segmentSize=256 dssPreAllocate=true
securityType=none;
```

```
show "Setting additional attributes for Volume Vol5.";
// Configuration settings that can not be set during Volume creation.
set volume["Vol5"] cacheFlushModifier=10;
set volume["Vol5"] cacheWithoutBatteryEnabled=false;
set volume["Vol5"] mirrorEnabled=true;
set volume["Vol5"] readCacheEnabled=true;
set volume["Vol5"] writeCacheEnabled=true;
set volume["Vol5"] mediaScanEnabled=false;
set volume["Vol5"] redundancyCheckEnabled=false;
set volume["Vol5"] readAheadMultiplier=1;
set volume["Vol5"] modificationPriority=high;
set volume["Vol5"] preReadRedundancyCheck=false;
show "Creating Volume-to-LUN Mapping for Volume Vol5 to LUN 5.";
set volume ["Vol5"] logicalUnitNumber=5 hostGroup=defaultGroup;

show "Creating RAID 5 Volume Vol6 on new Volume Group 5.";
//This command creates volume group <5> and the initial volume <Vol6> with offset 0
on the volume group.
// NOTE: For Volume Groups that use all available capacity, the last Volume on this
group is
// created using all remaining capacity by omitting the capacity= volume creation
parameter.
create volume drives=(20,11 20,12 20,13 20,14 20,15) raidLevel=5 userLabel="Vol6"
volumeGroupUserLabel="5" owner=B segmentSize=256 dssPreAllocate=true
securityType=none;
show "Setting additional attributes for Volume Vol6.";
// Configuration settings that can not be set during Volume creation.
set volume["Vol6"] cacheFlushModifier=10;
set volume["Vol6"] cacheWithoutBatteryEnabled=false;
set volume["Vol6"] mirrorEnabled=true;
set volume["Vol6"] readCacheEnabled=true;
set volume["Vol6"] writeCacheEnabled=true;
set volume["Vol6"] mediaScanEnabled=false;
set volume["Vol6"] redundancyCheckEnabled=false;
set volume["Vol6"] readAheadMultiplier=1;
set volume["Vol6"] modificationPriority=high;
set volume["Vol6"] preReadRedundancyCheck=false;
show "Creating Volume-to-LUN Mapping for Volume Vol6 to LUN 6.";
set volume ["Vol6"] logicalUnitNumber=6 hostGroup=defaultGroup;

// Disable Auto Volume Transfer (AVT) for all host types
set controller[a] HostNVS RAMByte[0x00, 0x24]=0x00;
set controller[a] HostNVS RAMByte[0x01, 0x24]=0x00;
set controller[a] HostNVS RAMByte[0x02, 0x24]=0x00;
set controller[a] HostNVS RAMByte[0x03, 0x24]=0x00;
set controller[a] HostNVS RAMByte[0x04, 0x24]=0x00;
set controller[a] HostNVS RAMByte[0x05, 0x24]=0x00;
set controller[a] HostNVS RAMByte[0x06, 0x24]=0x00;
set controller[a] HostNVS RAMByte[0x07, 0x24]=0x00;
set controller[a] HostNVS RAMByte[0x08, 0x24]=0x00;
set controller[a] HostNVS RAMByte[0x09, 0x24]=0x00;
set controller[a] HostNVS RAMByte[0x0a, 0x24]=0x00;
set controller[a] HostNVS RAMByte[0x0b, 0x24]=0x00;
set controller[a] HostNVS RAMByte[0x0c, 0x24]=0x00;
set controller[a] HostNVS RAMByte[0x0d, 0x24]=0x00;
set controller[a] HostNVS RAMByte[0x0e, 0x24]=0x00;
set controller[a] HostNVS RAMByte[0x0f, 0x24]=0x00;

set controller[b] HostNVS RAMByte[0x00, 0x24]=0x00;
set controller[b] HostNVS RAMByte[0x01, 0x24]=0x00;
set controller[b] HostNVS RAMByte[0x02, 0x24]=0x00;
set controller[b] HostNVS RAMByte[0x03, 0x24]=0x00;
set controller[b] HostNVS RAMByte[0x04, 0x24]=0x00;
```

```
set controller[b] HostNVSRAMByte[0x05, 0x24]=0x00;  
set controller[b] HostNVSRAMByte[0x06, 0x24]=0x00;  
set controller[b] HostNVSRAMByte[0x07, 0x24]=0x00;  
set controller[b] HostNVSRAMByte[0x08, 0x24]=0x00;  
set controller[b] HostNVSRAMByte[0x09, 0x24]=0x00;  
set controller[b] HostNVSRAMByte[0x0a, 0x24]=0x00;  
set controller[b] HostNVSRAMByte[0x0b, 0x24]=0x00;  
set controller[b] HostNVSRAMByte[0x0c, 0x24]=0x00;  
set controller[b] HostNVSRAMByte[0x0d, 0x24]=0x00;  
set controller[b] HostNVSRAMByte[0x0e, 0x24]=0x00;  
set controller[b] HostNVSRAMByte[0x0f, 0x24]=0x00;
```

APPENDIX D: SPC-2 WORKLOAD GENERATOR STORAGE COMMANDS AND PARAMETERS

Large File Processing Test (LFP)

* Large File Processing Test (LFP)

```
host=localhost,jvms=1,maxstreams=100
  java="c:\java_ibm\bin\java.exe",
  spc2="c:\bench\SPC\spc2\",
  shell=spc2,
  output=C:\Bench\SPC\spc2\results\LFP_R5\20090822b_lfp
```

```
sd=default,host=localhost,size=544g
sd=sd1,lun=\\.PhysicalDrive1
sd=sd2,lun=\\.PhysicalDrive7
sd=sd3,lun=\\.PhysicalDrive3
sd=sd4,lun=\\.PhysicalDrive9
sd=sd5,lun=\\.PhysicalDrive5
sd=sd6,lun=\\.PhysicalDrive11
```

```
maxlatestart=0
reportinginterval=5
segmentlength=512m
```

```
rd=default,rampup=180,periods=90,measurement=180,runout=45,rampdown=15,buffers=1
```

* LFP, "write" Test Phase

```
rd=default,rdpct=0,xfersize=1024k
rd=TR1_SPC-2-FP2.0,streams=32
rd=TR2_SPC-2-FP2.0,streams=16
rd=TR3_SPC-2-FP2.0,streams=8
rd=TR4_SPC-2-FP2.0,streams=4
rd=TR5_SPC-2-FP2.0,streams=1
```

```
rd=default,xfersize=256k
rd=TR6_SPC-2-FP2.0,streams=32
rd=TR7_SPC-2-FP2.0,streams=16
rd=TR8_SPC-2-FP2.0,streams=8
rd=TR9_SPC-2-FP2.0,streams=4
rd=TR10_SPC-2-FP2.0,streams=1
```

* LFP, "read-write" Test Phase

```
rd=default,rdpct=50,xfersize=1024k
rd=TR11_SPC-2-FP2.0,streams=32
rd=TR12_SPC-2-FP2.0,streams=16
rd=TR13_SPC-2-FP2.0,streams=8
rd=TR14_SPC-2-FP2.0,streams=4
rd=TR15_SPC-2-FP2.0,streams=1
```

```
rd=default,xfersize=256k
rd=TR16_SPC-2-FP2.0,streams=32
rd=TR17_SPC-2-FP2.0,streams=16
rd=TR18_SPC-2-FP2.0,streams=8
rd=TR19_SPC-2-FP2.0,streams=4
rd=TR20_SPC-2-FP2.0,streams=1
```

* LFP, "read" Test Phase

```
rd=default,rdpct=100,xfersize=1024k
rd=TR21_SPC-2-FP2.0,streams=32
rd=TR22_SPC-2-FP2.0,streams=16
rd=TR23_SPC-2-FP2.0,streams=8
rd=TR24_SPC-2-FP2.0,streams=4
rd=TR25_SPC-2-FP2.0,streams=1
```

```
rd=default,xfersize=256k
rd=TR26_SPC-2-FP2.0,streams=32
rd=TR27_SPC-2-FP2.0,streams=16
rd=TR28_SPC-2-FP2.0,streams=8
rd=TR29_SPC-2-FP2.0,streams=4
rd=TR30_SPC-2-FP2.0,streams=1
```

Large Database Query Test (LDQ)

* Large Data Query Test (LDQ)

```
host=localhost,jvms=1,maxstreams=100
  java="c:\java_ibm\bin\java.exe",
  spc2="c:\bench\SPC\spc2\",
  shell=spc2,
  output=C:\Bench\SPC\spc2\results\LDQ_R5\20090822b_ldq
```

```
sd=default,host=localhost,size=544g
sd=sd1,lun=\\.\PhysicalDrive1
sd=sd2,lun=\\.\PhysicalDrive7
sd=sd3,lun=\\.\PhysicalDrive3
sd=sd4,lun=\\.\PhysicalDrive9
sd=sd5,lun=\\.\PhysicalDrive5
sd=sd6,lun=\\.\PhysicalDrive11
```

```
maxlatestart=0
reportinginterval=5
segmentlength=512m
```

```
rd=default,rdpct=99,rampup=180,periods=45,measurement=180,runout=45,rampdown=15
```

* LDQ, 1024 KiB Test Phase

```
rd=default,xfersize=1024k,buffers=4
rd=TR1_SPC-2-DQ2.0,streams=32
rd=TR2_SPC-2-DQ2.0,streams=16
rd=TR3_SPC-2-DQ2.0,streams=8
rd=TR4_SPC-2-DQ2.0,streams=4
rd=TR5_SPC-2-DQ2.0,streams=1
```

```
rd=default,buffers=1
rd=TR6_SPC-2-DQ2.0,streams=32
rd=TR7_SPC-2-DQ2.0,streams=16
rd=TR8_SPC-2-DQ2.0,streams=8
rd=TR9_SPC-2-DQ2.0,streams=4
rd=TR10_SPC-2-DQ2.0,streams=1
```

* LDQ, 64 KiB Test Phase

```
rd=default,xfersize=64k,buffers=4
rd=TR11_SPC-2-DQ2.0,streams=32
rd=TR12_SPC-2-DQ2.0,streams=16
rd=TR13_SPC-2-DQ2.0,streams=8
rd=TR14_SPC-2-DQ2.0,streams=4
rd=TR15_SPC-2-DQ2.0,streams=1
```

```
rd=default, buffers=1
rd=TR16_SPC-2-DQ2.0, streams=32
rd=TR17_SPC-2-DQ2.0, streams=16
rd=TR18_SPC-2-DQ2.0, streams=8
rd=TR19_SPC-2-DQ2.0, streams=4
rd=TR20_SPC-2-DQ2.0, streams=1

* LDQ, 1024 KiB Test Phase

rd=default, xfersize=1024k, buffers=4
rd=TR1_SPC-2-DQ2.0, streams=32
rd=TR2_SPC-2-DQ2.0, streams=16
rd=TR3_SPC-2-DQ2.0, streams=8
rd=TR4_SPC-2-DQ2.0, streams=4
rd=TR5_SPC-2-DQ2.0, streams=1

rd=default, buffers=1
rd=TR6_SPC-2-DQ2.0, streams=32
rd=TR7_SPC-2-DQ2.0, streams=16
rd=TR8_SPC-2-DQ2.0, streams=8
rd=TR9_SPC-2-DQ2.0, streams=4
rd=TR10_SPC-2-DQ2.0, streams=1

* LDQ, 64 KiB Test Phase

rd=default, xfersize=64k, buffers=4
rd=TR11_SPC-2-DQ2.0, streams=32
rd=TR12_SPC-2-DQ2.0, streams=16
rd=TR13_SPC-2-DQ2.0, streams=8
rd=TR14_SPC-2-DQ2.0, streams=4
rd=TR15_SPC-2-DQ2.0, streams=1

rd=default, buffers=1
rd=TR16_SPC-2-DQ2.0, streams=32
rd=TR17_SPC-2-DQ2.0, streams=16
rd=TR18_SPC-2-DQ2.0, streams=8
rd=TR19_SPC-2-DQ2.0, streams=4
rd=TR20_SPC-2-DQ2.0, streams=1
```

Video on Demand Delivery Test (VOD)

```
* Video on Demand Test (VOD)

host=localhost, jvms=5, maxstreams=1000
  java="c:\java_ibm\bin\java.exe",
  spc2="c:\bench\SPC\spc2\",
  shell=spc2,
  output=C:\Bench\SPC\spc2\results\VOD_R5\20090822b_vod

sd=default, host=localhost, size=544g
sd=sd1, lun=\\.\PhysicalDrive1
sd=sd2, lun=\\.\PhysicalDrive7
sd=sd3, lun=\\.\PhysicalDrive3
sd=sd4, lun=\\.\PhysicalDrive9
sd=sd5, lun=\\.\PhysicalDrive5
sd=sd6, lun=\\.\PhysicalDrive11

maxlatestart=0
videosegmentduration=1200
maxlatevod=0
reportinginterval=5
```



```
rd=default,rampup=1200,periods=600,measurement=7200,runout=45,rampdown=15  
rd=TR1_SPC-2-VOD11.0,streams=1760,buffers=8
```

Persistence Test Run 1 (write phase)

```
* Persistence Write Phase  
  
host=localhost,jvms=1,maxstreams=100  
  
sd=default,host=localhost,size=544g  
sd=sd1,lun=\\.\\PhysicalDrive1  
sd=sd2,lun=\\.\\PhysicalDrive7  
sd=sd3,lun=\\.\\PhysicalDrive3  
sd=sd4,lun=\\.\\PhysicalDrive9  
sd=sd5,lun=\\.\\PhysicalDrive5  
sd=sd6,lun=\\.\\PhysicalDrive11  
  
maxlatestart=1  
reportinginterval=5  
segmentlength=512m  
  
rd=default,rampup=360,periods=90,measurement=300,runout=0,rampdown=0,buffers=1  
  
rd=default,rdpct=0,xfersize=1024k  
rd=TR1-32s_SPC-2-persist-w,streams=32
```

Persistence Test Run 2 (read phase)

```
* Persistence Read Phase  
  
host=localhost,jvms=1,maxstreams=100  
  
sd=default,host=localhost,size=544g  
sd=sd1,lun=\\.\\PhysicalDrive1  
sd=sd2,lun=\\.\\PhysicalDrive7  
sd=sd3,lun=\\.\\PhysicalDrive3  
sd=sd4,lun=\\.\\PhysicalDrive9  
sd=sd5,lun=\\.\\PhysicalDrive5  
sd=sd6,lun=\\.\\PhysicalDrive11  
  
maxlatestart=1  
reportinginterval=5  
segmentlength=512m  
  
maxpersistenceerrors=10  
  
rd=default,buffers=1,rdpct=100,xfersize=1024k  
rd=TR1-32s_SPC-2-persist-r
```

APPENDIX E: SPC-2 WORKLOAD GENERATOR EXECUTION COMMANDS AND PARAMETERS

Video on Demand Delivery, Large File Processing Test, Large Database Query Tests, and Persistence Test Run 1

The following script was used to execute the Video on Demand Delivery, Large File Processing and Large Database Query Tests, as well as, Persistence Test Run 1.

```
@echo off
rem Directory where this is executed from:
set dir=%~dp0
rem set current class path
set cp=%~dp0
echo class path = %cp%
set java=java

%java% -Xmx1536m -Xms512m -Xss96k -cp %cp% vdbench -f vod_SPC2_R5_parm.txt -o
results\VOD_R5\20090822b_vod -init
%java% -Xmx1536m -Xms512m -Xss96k -cp %cp% vdbench -f vod_SPC2_R5_parm.txt -o
results\VOD_R5\20090822b_vod
%java% -Xmx1536m -Xms512m -Xss96k -cp %cp% vdbench -f lfp_SPC2_R5_parm.txt -o
results\LFP_R5\20090822b_lfp
%java% -Xmx1536m -Xms512m -Xss96k -cp %cp% vdbench -f ldq_SPC2_R5_parm.txt -o
results\LDQ_R5\20090822b_ldq
%java% -Xmx1536m -Xms512m -Xss96k -cp %cp% vdbench -f persist1_R5.txt -o
results\persist_R5\20090822b_persist1
```

Persistence Test Run 2

The following script was used to execute Persistence Test Run 2.

```
@echo off
rem Directory where this is executed from:
set dir=%~dp0
rem set current class path
set cp=%~dp0
echo class path = %cp%
set java=java

%java% -Xmx1536m -Xms512m -Xss96k -cp %cp% vdbench -f persist2_R5.txt -o
results\persist_R5\20090822b_persist2
```