



**SPC BENCHMARK 1™
EXECUTIVE SUMMARY**

**IBM CORPORATION
IBM STORWIZE® V7000**

SPC-1 V1.12

**Submitted for Review: October 22, 2010
Submission Identifier: A00097**

EXECUTIVE SUMMARY

Test Sponsor and Contact Information

Test Sponsor and Contact Information	
Test Sponsor Primary Contact	IBM Corporation – http://www.ibm.com Bruce McNutt – bmcnutt@us.ibm.com 650 Harry Road C2 500 San Jose, CA 95120 Phone: (408) 927-2717 FAX: 0086 28 62905793
Test Sponsor Alternate Contact	IBM Corporation – http://www.ibm.com Barry Whyte – barry.whyte@uk.ibm.com IBM Hursley Park Hursley, UK SO212JN Phone: 011-44-1-96-281-7566
Auditor	Storage Performance Council – http://www.storageperformance.org Walter E. Baker – AuditService@StoragePerformance.org 643 Bair Island Road, Suite 103 Redwood City, CA 94063 Phone: (650) 556-9384 FAX: (650) 556-9385

Revision Information and Key Dates

Revision Information and Key Dates	
SPC-1 Specification revision number	V1.12
SPC-1 Workload Generator revision number	V2.1.0
Date Results were first used publicly	October 22, 2010
Date the FDR was submitted to the SPC	October 22, 2010
Date the priced storage configuration is available for shipment to customers	November 12, 2010
Date the TSC completed audit certification	October 22, 2010

Tested Storage Product (TSP) Description

The IBM Storwize V7000 disk system, IBM's newest midrange disk storage offering, uses IBM System Storage SAN Volume Controller technology to deliver high performance, advanced function, high availability, and modular and scalable storage capacity.

- Supports RAID 0, 1, 5, 6, and 10
- Provides SAN-attached 8 Gbps Fibre Channel (FC) host connectivity and 1 GbE iSCSI host connectivity
- Supports intermix of SAS drives, Nearline SAS drives, and Solid-state drives within the IBM Storwize V7000 Control Enclosure and IBM Storwize V7000 Expansion Enclosures (up to twenty-four 2.5-inch disk drives or twelve 3.5 inch disk drives in each Enclosure).

- Includes IBM Easy Tier technology for automatically moving heavily used data extents onto high-performance storage
- Supports attachment of other storage devices via the Fibre Channel interface, just as the SAN Volume Controller
- Supports a complete set of SAN Volume Controller functions including FlashCopy, RemoteCopy, VDisk Mirroring, thin provisioning, and a revised web-based user interface for both products new with this release

This submission demonstrates the ability of this product to provide a single image view of both its own internal storage and that of an attached DS5020 controller. Identical Vdisks are presented to Windows representing both types of storage.

Summary of Results

SPC-1 Results	
Tested Storage Configuration (TSC) Name: IBM Storwize® V7000	
Metric	Reported Result
SPC-1 IOPS™	56,510.85
SPC-1 Price-Performance	\$7.24/SPC-1 IOPS™
Total ASU Capacity	14,422.309 GB
Data Protection Level	Protected (<i>Mirroring</i>)
Total TSC Price (including three-year maintenance)	\$409,410.86

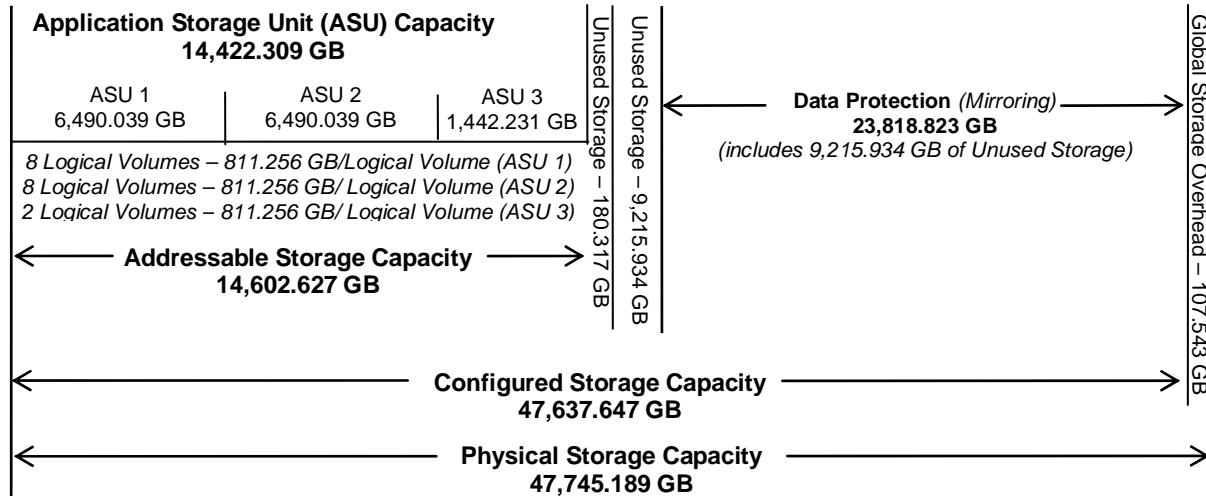
SPC-1 IOPS™ represents the maximum I/O Request Throughput at the 100% load point.

Total ASU (Application Storage Unit) Capacity represents the total storage capacity read and written in the course of executing the SPC-1 benchmark.

A **Data Protection Level of Protected** using *Mirroring* configures two or more identical copies of user data.

Storage Capacities and Relationships

The following diagram and table document the various storage capacities, used in this benchmark, and their relationships, as well as the storage utilization values required to be reported.



SPC-1 Storage Capacity Utilization	
Application Utilization	30.21%
Protected Application Utilization	60.79%
Unused Storage Ratio	38.98%

Application Utilization: Total ASU Capacity (14,442.309 GB) divided by Physical Storage Capacity (47,745.189 GB)

Protected Application Utilization: (Total ASU Capacity (14,442.309 GB) plus total Data Protection Capacity (23,818.823 GB) minus unused Data Protection Capacity (9,215.934 GB) divided by Physical Storage Capacity (47,745.189 GB)

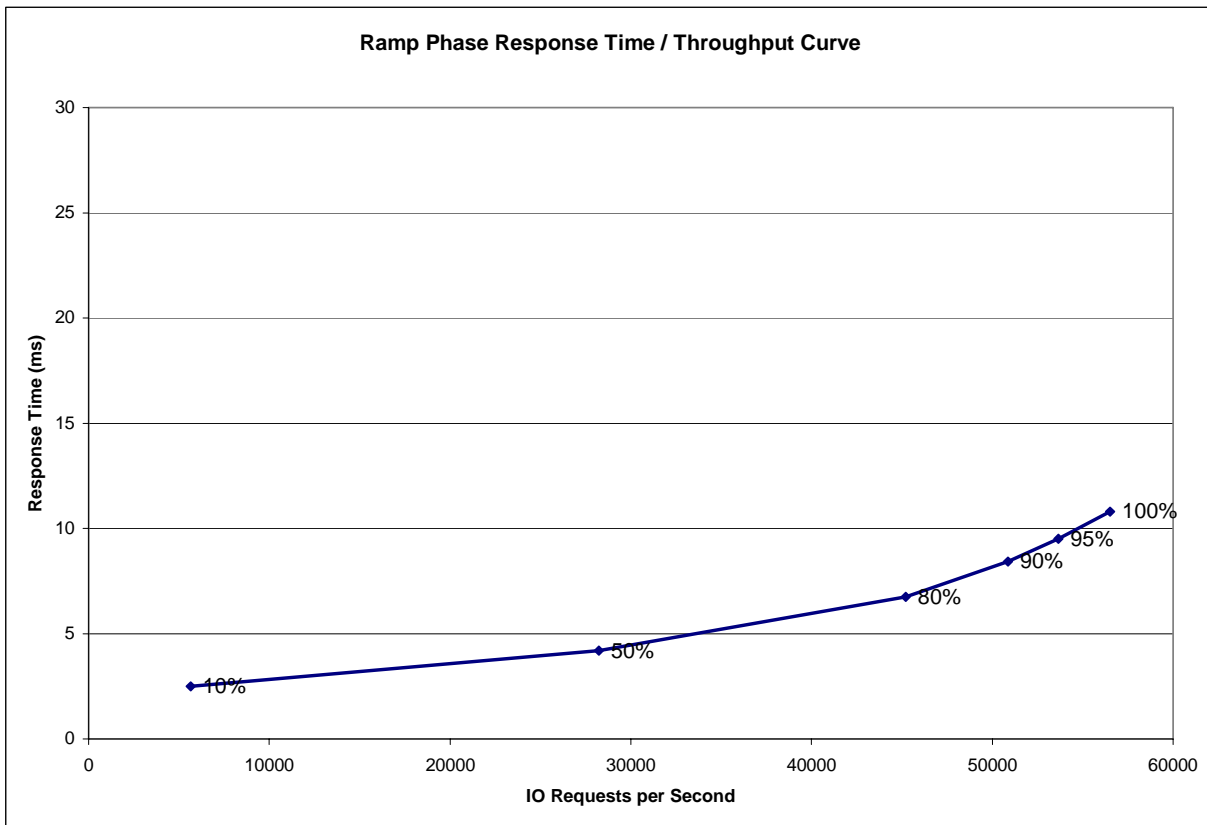
Unused Storage Ratio: Total Unused Capacity (18,612.186 GB) divided by Physical Storage Capacity (47,745.189 GB) and may not exceed 45%.

Detailed information for the various storage capacities and utilizations is available on pages 21-22 in the Full Disclosure Report.

Response Time – Throughput Curve

The Response Time-Throughput Curve illustrates the Average Response Time (milliseconds) and I/O Request Throughput at 100%, 95%, 90%, 80%, 50%, and 10% of the workload level used to generate the SPC-1 IOPS™ metric.

The Average Response Time measured at the any of the above load points cannot exceed 30 milliseconds or the benchmark measurement is invalid.



Response Time – Throughput Data

	10% Load	50% Load	80% Load	90% Load	95% Load	100% Load
I/O Request Throughput	5,652.64	28,241.46	45,206.64	50,858.54	53,655.64	56,510.85
Average Response Time (ms):						
All ASUs	2.50	4.19	6.74	8.43	9.51	10.80
ASU-1	3.35	5.54	8.61	10.53	11.81	13.40
ASU-2	3.29	5.95	11.61	15.86	18.28	20.88
ASU-3	0.36	0.56	0.63	0.73	0.79	0.88
Reads	5.87	9.80	16.15	20.31	22.94	26.09
Writes	0.31	0.54	0.61	0.70	0.76	0.85

Priced Storage Configuration Pricing

Description	Qty	Unit Price	extended	% discount	discounted price
Storwize V7000 base storage enclosure (2076-124) w/8SFPs (8Gb)	1	\$25,000	\$25,000	39 \$	15,250.00
Storwize V7000 Base SW	1	\$18,000	\$18,000	39 \$	10,980.00
Storwize V7000 expansion enclosure (2076-224)	4	\$6,000	\$24,000	39 \$	14,640.00
Storwize V7000 Base SW	4	\$18,000	\$72,000	39 \$	43,920.00
SAS 1M Cables to attach Control Enclosures to Expansion Enclosures	16	\$59	\$944	39 \$	575.84
2.5" 10K 300GB SAS HDD's	120	\$1,099	\$131,880	39 \$	80,446.80
External Virtualization license	5	\$18,000	\$90,000	39 \$	54,900.00
DS5020 Controller w/4 SFPs (8 Gb)	1	\$22,500	\$22,500	39 \$	13,725.00
EXP810 Expansion Enclosure w/4 SFPs (4 Gb) per enclosure	4	\$6,000	\$24,000	39 \$	14,640.00
3.5" 15K 146 GB FC HDD's	80	\$1,605	\$128,400	39 \$	78,324.00
DS5020 33-64 Disk Drive Attach	1	\$2,000	\$2,000	39 \$	1,220.00
DS5020 65-112 Disk Drive Attach	1	\$4,000	\$4,000	39 \$	2,440.00
DS5020 Windows Host Kit	1	\$1,250	\$1,250	39 \$	762.50
24 port fibre channel switch (2498-B24) w/8 active ports, 8 SFPs (8 Gb)	2	\$7,890	\$15,780	20 \$	12,624.00
Short wave 5m fibre channel cable (1814-20A 5605)	20	\$129	\$2,580	20 \$	2,064.00
Short wave 25 m fibre channel cable (1814-20A 5625)	4	\$189	\$756	20 \$	604.80
19 inch rack (7014-T42)	1	\$2,970	\$2,970	50 \$	1,485.00
Dual port 8 Gbps FC HBA (42D0510)	2	\$1,299	\$2,598	0 \$	2,598.00
<i>HW/SW Total</i>					\$ 351,199.94
Maintenance for Software					
Base SW	5	\$7,200	\$36,000	39 \$	21,960.00
Virtualization	5	\$7,200	\$36,000	39 \$	21,960.00
WSU for Hardware					
Storwize V7000 Controller Enclosure	1	\$4,200	\$4,200	39 \$	2,562.00
Storwize V7000 Expansion Enclosure	4	\$1,921	\$7,684	39 \$	4,687.24
Warranty Upgrade to 3 year 24x7x4 for DS5020 Incl EXPs	1	\$8,488	\$8,488	39 \$	5,177.68
Warranty/Maintenance Upgrade to 3 year 24x7x4 for Switch	1	\$2,330	\$2,330	20 \$	1,864.00
<i>Total Warranty/Maintenance</i>					\$ 58,210.92
Grand Total					\$ 409,410.86

The above pricing includes hardware maintenance and software support for three years, 7 days per week, 24 hours per day. The hardware maintenance and software support provides the following:

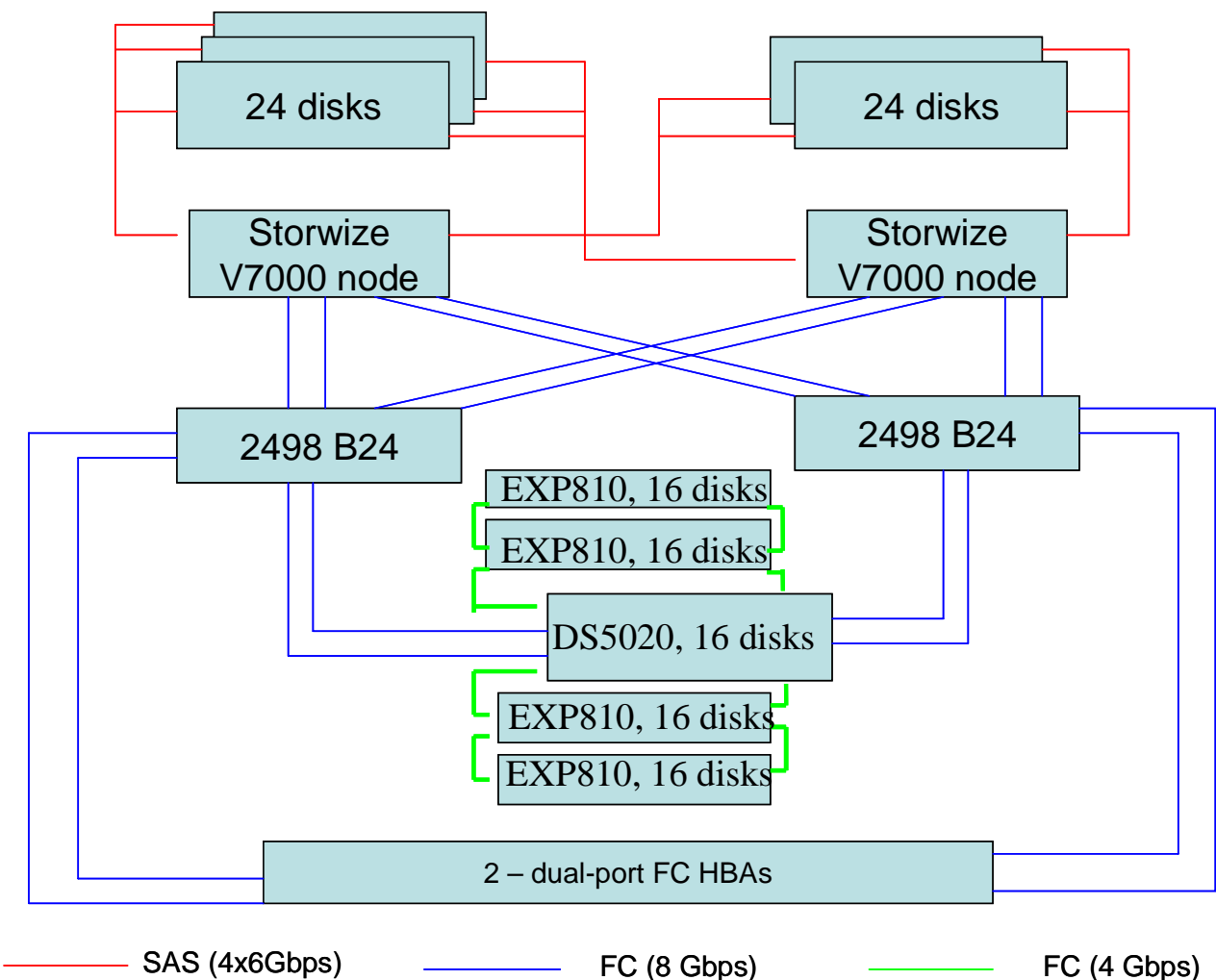
- Acknowledgement of new and existing problems with four (4) hours.
- Onsite present of a qualified maintenance engineer or provision of a customer replaceable part within four (4) hours of the above acknowledgement for any hardware failure that results in an inoperative Price Storage Configuration that can be remedied by the repair or replacement of a Priced Storage Configuration component.

Differences between the Tested Storage Configuration (TSC) and Priced Storage Configuration

Each of the two 2498 B24 switches in the TSC was enabled for 24 ports and configured with 20 SFPs. The benchmark measurements utilized 8 ports and 8 SFPs in each switch.

Each of the two 2498 B24 switches included in the Priced Storage Configuration was enabled for 8 ports and configured with 8 SFPs. This difference, if applied to the TSC, would not affect the reported benchmark measurements.

Benchmark Configuration (BC)/Tested Storage Configuration (TSC)/Priced Storage Configuration Diagram



- 2498 B24:** 24-port fibre channel switch
- DS5020:** DS5020 Controller with 16 15K RPM 146GB disk drives.
- EXP810:** Four EXP810 Expansion Enclosures each with 16 15K RPM 146GB disk drives.
- 24 disks:** One Storwize® V7000 base storage enclosure and four Storwize® V7000 Expansion Enclosures, each with 24 10K RPM 146GB disk drives.

Benchmark Configuration (BC)/Tested Storage Configuration (TSC)/ Priced Storage Configuration Components

Priced Storage Configuration:
2 – 8 Gb dual port FC HBAs (<i>model 42D0510</i>)
IBM Storwize® V7000 (2-node cluster) 8 GB memory/cache per node (<i>16 GB total</i>) 4 – 8 Gbps switch-to-host FC connections shared by both nodes 2 – 4x6Gbps SAS connections per node (<i>internal disk drives</i>) 4 – 8 Gbps switch-to-DS5020 FC connections (<i>external disk drives</i>) 8 – 8 Gb SFPs 24 – 10K RPM 300 GB disk drives 4 – Storwize® V7000 Expansion Enclosures with 24 10K RPM 300 GB disk drives
1 – DS5020 Controller with four 8 Gb SFPs and 16 15K RPM 146 GB disk drives
4 – EXP810 Expansion Enclosure each with 16 15K RPM 146 GB disk drives and 4 SFPs (<i>4 Gb</i>)
1 – 19 inch rack with 2 12-plug PDUs
2 – 24-port fibre channel switches (<i>2498-B24</i>)
20 – short wave 5m fibre channel cables
4 – 25m fibre channel cables