



**SPC BENCHMARK 2™**  
**FULL DISCLOSURE REPORT**

**SUN MICROSYSTEMS, INC.**  
**SUN STORAGE 6780 ARRAY (RAID-5)**

**SPC-2™ V1.2.1**

**Submitted for Review: February 3, 2009**  
**Submission Identifier: B00039**

## **First Edition – February 2009**

THE INFORMATION CONTAINED IN THIS DOCUMENT IS DISTRIBUTED ON AN AS IS BASIS WITHOUT ANY WARRANTY EITHER EXPRESS OR IMPLIED. The use of this information or the implementation of any of these techniques is the customer's responsibility and depends on the customer's ability to evaluate and integrate them into the customer's operational environment. While each item has been reviewed by Sun Microsystems, Inc. for accuracy in a specific situation, there is no guarantee that the same or similar results will be obtained elsewhere. Customers attempting to adapt these techniques to their own environment do so at their own risk.

This publication was produced in the United States. Sun Microsystems, Inc. may not offer the products, services, or features discussed in this document in other countries, and the information is subject to change with notice. Consult your local Sun Microsystems, Inc. representative for information on products and services available in your area.

© Copyright Sun Microsystems, Inc. 2009. All rights reserved.

Permission is hereby granted to reproduce this document in whole or in part, provided the copyright notice as printed above is set forth in full text on the title page of each item reproduced.

## **Trademarks**

SPC Benchmark 2, SPC-2, SPC-2 MBPS, and SPC-2 Price-Performance are trademarks of the Storage Performance Council. Sun, Sun Microsystems, the Sun logo, and Sun Storage are trademarks or registered trademarks of Sun Microsystems, Inc. in the United States and other countries. All other brands, trademarks, and product names are the property of their respective owners.

## Table of Contents

<b>Audit Certification</b> .....	<b>9</b>
<b>Audit Certification (cont.)</b> .....	<b>10</b>
<b>Letter of Good Faith</b> .....	<b>11</b>
<b>Executive Summary</b> .....	<b>12</b>
<b>Test Sponsor and Contact Information</b> .....	<b>12</b>
<b>Revision Information and Key Dates</b> .....	<b>12</b>
<b>Tested Storage Product (TSP) Description</b> .....	<b>12</b>
<b>SPC-2 Reported Data</b> .....	<b>13</b>
<b>Storage Capacities and Relationships</b> .....	<b>14</b>
<b>Tested Storage Configuration Pricing (Priced Storage Configuration)</b> .....	<b>15</b>
<b>Differences between the Tested Storage Configuration (TSC) and Priced Storage Configuration</b> .....	<b>15</b>
<b>Priced Storage Configuration Diagram</b> .....	<b>16</b>
<b>Priced Configuration Components</b> .....	<b>16</b>
<b>Configuration Information</b> .....	<b>17</b>
<b>Benchmark Configuration (BC)/Tested Storage Configuration (TSC) Diagram</b> .....	<b>17</b>
<b>Storage Network Configuration</b> .....	<b>17</b>
<b>Host System and Tested Storage Configuration Table</b> .....	<b>17</b>
<b>Benchmark Configuration/Tested Storage Configuration Diagram</b> .....	<b>18</b>
<b>Host System(s) and Tested Storage Configuration Components</b> .....	<b>19</b>
<b>Customer Tunable Parameters and Options</b> .....	<b>19</b>
<b>Tested Storage Configuration (TSC) Description</b> .....	<b>19</b>
<b>SPC-2 Workload Generator Storage Configuration</b> .....	<b>20</b>
<b>SPC-2 Data Repository</b> .....	<b>21</b>
<b>SPC-2 Storage Capacities and Relationships</b> .....	<b>21</b>
SPC-2 Storage Capacities .....	<b>21</b>
SPC-2 Storage Hierarchy Ratios .....	<b>22</b>
SPC-2 Storage Capacities and Relationships Illustration .....	<b>22</b>
<b>Logical Volume Capacity and ASU Mapping</b> .....	<b>23</b>
<b>SPC-2 Test Execution Results</b> .....	<b>24</b>
<b>SPC-2 Tests, Test Phases, Test Run Sequences, and Test Runs</b> .....	<b>24</b>
<b>Large File Processing Test</b> .....	<b>27</b>
SPC-2 Workload Generator Commands and Parameters .....	<b>27</b>
SPC-2 Test Results File .....	<b>28</b>
SPC-2 Large File Processing Average Data Rates (MB/s) .....	<b>28</b>

SPC-2 Large File Processing Average Data Rates Graph .....	29
SPC-2 Large File Processing Average Data Rate per Stream .....	30
SPC-2 Large File Processing Average Data Rate per Stream Graph .....	31
SPC-2 Large File Processing Average Response Time.....	32
SPC-2 Large File Processing Average Response Time Graph.....	33
<b>Large File Processing Test – WRITE ONLY Test Phase .....</b>	<b>34</b>
SPC-2 “Large File Processing/WRITE ONLY/1024 KiB Transfer Size” Test Run Data – Ramp-Up Period.....	35
SPC-2 “Large File Processing/WRITE ONLY/1024 KiB Transfer Size” Test Run Data Measurement Interval, Run-Out, and Ramp-Down Periods .....	36
SPC-2 “Large File Processing/WRITE ONLY/1024 KiB Transfer Size” Average Data Rate Graph – Complete Test Run .....	37
SPC-2 “Large File Processing/ WRITE ONLY /1024 KiB Transfer Size” Average Data Rate Graph – Measurement Interval (MI) Only .....	37
SPC-2 “Large File Processing/ WRITE ONLY /1024 KiB Transfer Size” Average Data Rate per Stream Graph.....	38
SPC-2 “Large File Processing/ WRITE ONLY /1024 KiB Transfer Size” Average Response Time Graph.....	38
SPC-2 “Large File Processing/ WRITE ONLY /256 KiB Transfer Size” Test Run Data – Ramp-Up Period.....	39
SPC-2 “Large File Processing/ WRITE ONLY /256 KiB Transfer Size” Test Run Data Measurement Interval, Run-Out, and Ramp-Down Periods .....	40
SPC-2 “Large File Processing/ WRITE ONLY /256 KiB Transfer Size” Average Data Rate Graph – Complete Test Run .....	41
SPC-2 “Large File Processing/ WRITE ONLY /256 KiB Transfer Size” Average Data Rate Graph – Measurement Interval (MI) Only .....	41
SPC-2 “Large File Processing/ WRITE ONLY /256 KiB Transfer Size” Average Data Rate per Stream Graph .....	42
SPC-2 “Large File Processing/ WRITE ONLY /256 KiB Transfer Size” Average Response Time Graph.....	42
<b>Large File Processing Test – READ-WRITE Test Phase .....</b>	<b>43</b>
SPC-2 “Large File Processing/READ-WRITE/1024 KiB Transfer Size” Test Run Data – Ramp-Up Period.....	44
SPC-2 “Large File Processing/READ-WRITE/1024 KiB Transfer Size” Test Run Data Measurement Interval, Run-Out, and Ramp-Down Periods .....	45
SPC-2 “Large File Processing/ READ-WRITE/1024 KiB Transfer Size” Average Data Rate Graph – Complete Test Run .....	46
SPC-2 “Large File Processing/ READ-WRITE/1024 KiB Transfer Size” Average Data Rate Graph – Measurement Interval (MI) Only .....	46
SPC-2 “Large File Processing/READ-WRITE/1024 KiB Transfer Size” Average Data Rate per Stream Graph .....	47
SPC-2 “Large File Processing/READ-WRITE/1024 KiB Transfer Size” Average Response Time Graph.....	47

SPC-2 “Large File Processing/READ-WRITE/256 KiB Transfer Size” Test Run Data – Ramp-Up Period.....	48
SPC-2 “Large File Processing/READ-WRITE/256 KiB Transfer Size” Test Run Data Measurement Interval, Run-Out, and Ramp-Down Periods .....	49
SPC-2 “Large File Processing/READ-WRITE/256 KiB Transfer Size” Average Data Rate Graph – Complete Test Run .....	50
SPC-2 “Large File Processing/READ-WRITE/256 KiB Transfer Size” Average Data Rate Graph – Measurement Interval (MI) Only .....	50
SPC-2 “Large File Processing/READ-WRITE/256 KiB Transfer Size” Average Data Rate per Stream Graph .....	51
SPC-2 “Large File Processing/READ-WRITE/256 KiB Transfer Size” Average Response Time Graph.....	51
<b>Large File Processing Test – READ ONLY Test Phase .....</b>	<b>52</b>
SPC-2 “Large File Processing/READ ONLY/1024 KiB Transfer Size” Test Run Data – Ramp Up Period.....	53
SPC-2 “Large File Processing/READ ONLY/1024 KiB Transfer Size” Test Run Data.....	54
Measurement Interval, Run-Out, and Ramp-Down Periods .....	54
SPC-2 “Large File Processing/READ ONLY/1024 KiB Transfer Size” Average Data Rate Graph – Complete Test Run .....	55
SPC-2 “Large File Processing/READ ONLY/1024 KiB Transfer Size” Average Data Rate Graph – Measurement Interval (MI) Only .....	55
SPC-2 “Large File Processing/READ ONLY/1024 KiB Transfer Size” Average Data Rate per Stream Graph .....	56
SPC-2 “Large File Processing/READ ONLY/1024 KiB Transfer Size” Average Response Time Graph.....	56
SPC-2 “Large File Processing/READ ONLY/256 KiB Transfer Size” Test Run Data – Ramp-Up Period.....	57
SPC-2 “Large File Processing/READ ONLY/256 KiB Transfer Size” Test Run Data Measurement Interval, Run-Out, and Ramp-Down Periods .....	58
SPC-2 “Large File Processing/READ ONLY/256 KiB Transfer Size” Average Data Rate Graph – Complete Test Run .....	59
SPC-2 “Large File Processing/READ ONLY/256 KiB Transfer Size” Average Data Rate Graph – Measurement Interval (MI) Only .....	59
SPC-2 “Large File Processing/READ ONLY/256 KiB Transfer Size” Average Data Rate per Stream Graph .....	60
SPC-2 “Large File Processing/READ ONLY/256 KiB Transfer Size” Average Response Time Graph.....	60
<b>Large Database Query Test.....</b>	<b>61</b>
SPC-2 Workload Generator Commands and Parameters.....	61
SPC-2 Test Results File .....	61
SPC-2 Large Database Query Average Data Rates (MB/s) .....	62
SPC-2 Large Database Query Average Data Rates Graph.....	62

SPC-2 Large Database Query Average Data Rate per Stream .....	63
SPC-2 Large Database Query Average Data Rate per Stream Graph.....	63
SPC-2 Large Database Query Average Response Time.....	64
SPC-2 Large Database Query Average Response Time Graph .....	64
<b>Large Database Query Test - 1024 KiB TRANSFER SIZE Test Phase .....</b>	<b>65</b>
SPC-2 “Large Database Query/1024 KiB Transfer Size/4 Outstanding I/Os” Test Run Data – Ramp-Up Period.....	66
SPC-2 “Large Database Query/1024 KiB Transfer Size/4 Outstanding I/Os” Test Run Data Measurement Interval, Run-Out, and Ramp-Down Periods .....	67
SPC-2 “Large Database Query/1024 KiB Transfer Size/4 Outstanding I/Os” Average Data Rate Graph – Complete Test Run .....	68
SPC-2 “Large Database Query/1024 KiB Transfer Size/4 Outstanding I/Os” Average Data Rate Graph – Measurement Interval (MI) Only .....	68
SPC-2 “Large Database Query/1024 KiB Transfer Size/4 Outstanding I/Os” Average Data Rate per Stream Graph .....	69
SPC-2 “Large Database Query/1024 KiB Transfer Size/4 Outstanding I/Os” Average Response Time Graph.....	69
SPC-2 “Large Database Query/1024 KiB Transfer Size/1 Outstanding I/O” Test Run Data – Ramp-Up Period.....	70
SPC-2 “Large Database Query/1024 KiB Transfer Size/1 Outstanding I/O” Test Run Data Measurement Interval, Run-Out, and Ramp-Down Periods .....	71
SPC-2 “Large Database Query/1024 KiB Transfer Size/1 Outstanding I/O” Average Data Rate Graph – Complete Test Run .....	72
SPC-2 “Large Database Query/1024 KiB Transfer Size/1 Outstanding I/O” Average Data Rate Graph – Measurement Interval (MI) Only .....	72
SPC-2 “Large Database Query/1024 KiB Transfer Size/1 Outstanding I/O” Average Data Rate per Stream Graph .....	73
SPC-2 “Large Database Query/1024 KiB Transfer Size/1 Outstanding I/O” Average Response Time Graph.....	73
<b>Large Database Query Test - 64 KiB TRANSFER SIZE Test Phase .....</b>	<b>74</b>
SPC-2 “Large Database Query/64 KiB Transfer Size/4 Outstanding I/Os” Test Run Data – Ramp-Up Period.....	75
SPC-2 “Large Database Query/64 KiB Transfer Size/4 Outstanding I/Os” Test Run Data Measurement Interval, Run-Out, and Ramp-Down Periods .....	76
SPC-2 “Large Database Query/64 KiB Transfer Size/4 Outstanding I/Os” Average Data Rate Graph – Complete Test Run .....	77
SPC-2 “Large Database Query/64 KiB Transfer Size/4 Outstanding I/Os” Average Data Rate Graph – Measurement Interval (MI) Only .....	77
SPC-2 “Large Database Query/64 KiB Transfer Size/4 Outstanding I/Os” Average Data Rate per Stream Graph.....	78
SPC-2 “Large Database Query/64 KiB Transfer Size/4 Outstanding I/Os” Average Response Time Graph.....	78

SPC-2 “Large Database Query/64 KiB Transfer Size/1 Outstanding I/O” Test Run Data – Ramp-Up Period.....	79
SPC-2 “Large Database Query/64 KiB Transfer Size/1 Outstanding I/O” Test Run Data Measurement Interval, Run-Out, and Ramp-Down Period.....	80
SPC-2 “Large Database Query/64 KiB Transfer Size/1 Outstanding I/O” Average Data Rate Graph – Complete Test Run .....	81
SPC-2 “Large Database Query/64 KiB Transfer Size/1 Outstanding I/O” Average Data Rate Graph – Measurement Interval (MI) Only .....	81
SPC-2 “Large Database Query/64 KiB Transfer Size/1 Outstanding I/O” Average Data Rate per Stream Graph.....	82
SPC-2 “Large Database Query/64 KiB Transfer Size/1 Outstanding I/O” Average Response Time Graph.....	82
<b>Video on Demand Delivery Test .....</b>	<b>83</b>
SPC-2 Workload Generator Commands and Parameters.....	83
SPC-2 Test Results File .....	84
SPC-2 Video on Demand Delivery Test Run Data .....	84
<b>Video on Demand Delivery Test – TEST RUN DATA BY INTERVAL.....</b>	<b>85</b>
SPC-2 Video on Demand Delivery Average Data Rate Graph .....	86
SPC-2 Video on Demand Delivery Average Data Rate per Stream Graph.....	86
SPC-2 Video on Demand Delivery Average Response Time Graph .....	87
SPC-2 Video on Demand Delivery Maximum Response Time Graph.....	87
<b>Data Persistence Test.....</b>	<b>88</b>
SPC-2 Workload Generator Commands and Parameters.....	88
Data Persistence Test Results File .....	88
Data Persistence Test Results.....	89
<b>Priced Storage Configuration Availability Date.....</b>	<b>90</b>
<b>Anomalies or Irregularities .....</b>	<b>90</b>
<b>Appendix A: SPC-2 Glossary .....</b>	<b>91</b>
“Decimal” ( <i>powers of ten</i> ) Measurement Units.....	91
“Binary” ( <i>powers of two</i> ) Measurement Units.....	91
SPC-2 Data Repository Definitions.....	91
SPC-2 Data Protection Levels .....	92
SPC-2 Test Execution Definitions .....	92
I/O Completion Types.....	95
SPC-2 Test Run Components.....	95
<b>Appendix B: Customer Tunable Parameters and Options.....</b>	<b>96</b>
Windows 2003 Registry Changes .....	96
Storage Array Cache Block Size .....	96
Storage Array Cache Flush Settings.....	96

RDAC Failover Options.....	96
Host Bus Adapter Options.....	97
<b>Appendix C: Tested Storage Configuration (TSC) Creation .....</b>	<b>98</b>
SPC2_XBB2_16_7plus1r5_512Kseg_Wrigley.txt .....	98
<b>Appendix D: SPC-2 Workload Generator Storage Commands and Parameters .....</b>	<b>101</b>
Large File Processing Test ( <i>LFP</i> ).....	101
Large Database Query Test ( <i>LDQ</i> ).....	103
Video on Demand Delivery Test ( <i>VOD</i> ).....	105
Persistence Test Run 1 ( <i>write phase</i> ) .....	106
Persistence Test Run 2 ( <i>read phase</i> ) .....	108
<b>Appendix E: SPC-2 Workload Generator Execution Commands and Parameters .....</b>	<b>110</b>
Video on Demand Delivery, Large File Processing Test, Large Database Query Tests, and Persistence Test Run 1.....	110
Persistence Test Run 2.....	111



# AUDIT CERTIFICATION



Leah Schoeb  
Sun Microsystems, Inc.  
5300 Riata Part Court, Bldg B  
Austin, TX 78727

February 3, 2009

The SPC Benchmark 2™ results listed below for the Sun Storage 6780 Array (*RAID-5*) were produced in compliance with the SPC Benchmark 2™ V1.2.1 Remote Audit requirements.

SPC Benchmark 2™ V1.2.1 Results	
Tested Storage Product (TSP) Name: Sun Storage 6780 Array ( <i>RAID-5</i> )	
Metric	Reported Result
SPC-2 MBPS™	4,818.43
SPC-2 Price-Performance	\$53.61/SPC-2 MBPS™
ASU Capacity	16,383,186 GB
Data Protection Level	RAID-5
Total Price (including three-year maintenance)	\$258,329

The following SPC Benchmark 2™ Remote Audit requirements were reviewed and found compliant with V1.2.1 of the SPC Benchmark 2™ specification:

- A Letter of Good Faith, signed by a senior executive.
- The following Data Repository storage items were verified by documentation supplied by Sun Microsystems, Inc.:
  - ✓ Physical Storage Capacity and related requirements.
  - ✓ Configured Storage Capacity and related requirements.
  - ✓ Addressable Storage Capacity and related requirements.
  - ✓ Capacity of each Logical Volume and related requirements.
  - ✓ Capacity of the Application Storage Unit (ASU) and related requirements.
- An appropriate diagram of the Benchmark Configuration (BC)/Tested Storage Configuration (TSC).
- Listings and commands used to create and configure the Benchmark Configuration/Tested Storage Configuration.
- Documentation of each customer tunable parameter or option that was changed from its default value.

Storage Performance Council  
643 Bair Island Road, Suite 103  
Redwood City, CA 94062  
[AuditService@StoragePerformance.org](mailto:AuditService@StoragePerformance.org)  
650.556.9384

## **AUDIT CERTIFICATION (CONT.)**

Sun Storage 6780 Array (RAID-5)  
SPC-2 Audit Certification

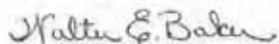
Page 2

- The following Host System items were verified by documentation supplied by Sun Microsystems, Inc:
  - ✓ Required Host System configuration information.
  - ✓ The TSC boundary within each Host System.
- The following SPC-2 Workload Generator information was verified by documentation supplied by Sun Microsystems, Inc.:
  - ✓ The presence and version number of the Workload Generator on each Host System.
  - ✓ Commands and parameters used to configure the SPC-2 Workload Generator.
- The Test Results Files and resultant Summary Results Files received for each of the following were authentic, accurate, and compliant with all of the requirements and constraints of Clauses 5 and 6 of the SPC-2 Benchmark Specification:
  - ✓ Data Persistence Test
  - ✓ Large File Processing Test
  - ✓ Large Database Query Test
  - ✓ Video on Demand Delivery Test
- There were no differences between the Tested Storage Configuration (TSC) used for the benchmark and Priced Storage Configuration.
- The final version of the pricing spreadsheet met all of the requirements and constraints of Clause 9 of the SPC-2 Benchmark Specification.
- The Full Disclosure Report (FDR) met all of the requirements in Clause 10 of the SPC-2 Benchmark Specification.

### **Audit Notes:**

There were no audit notes or exceptions.

Respectfully,



Walter E. Baker  
SPC Auditor

Storage Performance Council  
643 Bair Island Road, Suite 103  
Redwood City, CA 94062  
[AuditService@StoragePerformance.org](mailto:AuditService@StoragePerformance.org)  
650.556.9384

## **LETTER OF GOOD FAITH**

Sun Microsystems, Inc.  
Mailstop USCA14-203  
8140 Network Circle  
Santa Clara, CA 95054

Date: 1/21/09



From: Ronald Melanson

To: Walter Baker

Subject: SPC-2 Letter of Good Faith for the Sun Storagetek 6780 Array

Sun Microsystems Inc. is the SPC-2 Test Sponsor for the above listed product. To the best of our knowledge and belief, the required SPC-2 benchmark results and materials we have submitted for that product are complete, accurate, and in full compliance with V1.2.1 of the SPC-2 benchmark specification.

In addition, we have reported any items in the Benchmark Configuration and execution of the benchmark that affected the reported results even if the items are not explicitly required to be disclosed by the SPC-2 benchmark specification.

Signed:

A handwritten signature in blue ink, appearing to read "Ron Melanson", written over a horizontal line.

Ronald Melanson  
Vice President, System Group Quality Office

## **EXECUTIVE SUMMARY**

### **Test Sponsor and Contact Information**

<b>Test Sponsor and Contact Information</b>	
<b>Test Sponsor Primary Contact</b>	Sun Microsystems, Inc. – <a href="http://www.sun.com">http://www.sun.com</a> Leah Schoeb – <a href="mailto:leah.schoeb@sun.com">leah.schoeb@sun.com</a> 5300 Riata Park Court Bldg B Austin, TX 78727 Phone: (877) 319-0457 FAX: (512) 266-2523
<b>Test Sponsor Alternate Contact</b>	Sun Microsystems, Inc. – <a href="http://www.sun.com">http://www.sun.com</a> Jason Schaffer – <a href="mailto:jason.schaffer@sun.com">jason.schaffer@sun.com</a> 500 Eldorado Blvd. Broomfield, CO 80021 Phone: (303) 272-4743 FAX: (303) 272-9704
<b>Auditor</b>	Storage Performance Council – <a href="http://www.storageperformance.org">http://www.storageperformance.org</a> Walter E. Baker – <a href="mailto:AuditService@StoragePerformance.org">AuditService@StoragePerformance.org</a> 643 Bair Island Road, Suite 103 Redwood City, CA 94063 Phone: (650) 556-9384 FAX: (650) 556-9385

### **Revision Information and Key Dates**

<b>Revision Information and Key Dates</b>	
<b>SPC-2 Specification revision number</b>	V1.2.1
<b>SPC-2 Workload Generator revision number</b>	V1.0
<b>Date Results were first used publicly</b>	February 3, 2009
<b>Date FDR was submitted to the SPC</b>	February 3, 2009
<b>Date the TSC will be available for shipment to customers</b>	February 3, 2009
<b>Date the TSC completed audit certification</b>	February 2, 2009

### **Tested Storage Product (TSP) Description**

The Sun Storage 6780 Array is a modular, rack mounted and scalable array designed specifically to grow with your applications, lowering acquisition and expansion costs. The Sun Storage 6780 Array consists of a minimum of one controller tray and up to 16 expansion trays. The Sun Storage 6780 controller tray (1 x 1) currently has two cache options — 8 GB and 16 GB – and two host port options – 8 or 16 – 4 Gb per second fibre channel.

The Sun Storage 6780 Array leverages the existing Common Storage Modules (CSM200) expansion trays for primary and secondary storage requirements. With redundant components, automated path failover and extensive online configuration, re-configuration and maintenance capabilities, the Sun Storage 6780 is designed to ensure your data is available 24x7x365.

## SPC-2 Reported Data

SPC-2 Reported Data consists of three groups of information:

- The following SPC-2 Primary Metrics, which characterize the overall benchmark result:
  - SPC-2 MBPS™
  - SPC-2 Price Performance
  - Application Storage Unit (ASU) Capacity
- Supplemental data to the SPC-2 Primary Metrics.
  - Total Price
  - Data Protection Level
- Reported Data for each SPC Test: Large File Processing (LFP), Large Database Query (LDQ), and Video on Demand Delivery (VOD) Test.

SPC-2 Reported Data				
Sun Storage 6780 Array (RAID-5)				
SPC-2 MBPS™	SPC-2 Price-Performance	ASU Capacity (GB)	Total Price	Data Protection Level
4,818.43	\$53.61	16,383.186	\$258,329	RAID-5
<i>The above SPC-2 MBPS™ value represents the aggregate data rate of all three SPC-2 workloads: Large File Processing (LFP), Large Database Query (LDQ), and Video On Demand (VOD)</i>				
SPC-2 Large File Processing (LFP) Reported Data				
	Data Rate (MB/second)	Number of Streams	Data Rate per Stream	Price-Performance
LFP Composite	4,987.30			\$51.80
Write Only:				
1024 KiB Transfer	3,648.97	48	76.02	
256 KiB Transfer	3,638.54	48	75.80	
Read-Write:				
1024 KiB Transfer	4,960.35	48	103.34	
256 KiB Transfer	4,948.28	48	103.09	
Read Only:				
1024 KiB Transfer	6,368.09	48	132.67	
256 KiB Transfer	6,359.55	48	132.49	
<i>The above SPC-2 Data Rate value for LFP Composite represents the aggregate performance of all three LFP Test Phases: (Write Only, Read-Write, and Read Only).</i>				
SPC-2 Large Database Query (LDQ) Reported Data				
	Data Rate (MB/second)	Number of Streams	Data Rate per Stream	Price-Performance
LDQ Composite	5,457.17			\$47.34
1024 KiB Transfer Size				
4 I/Os Outstanding	6,377.55	48	132.87	
1 I/O Outstanding	6,351.40	48	132.32	
64 KiB Transfer Size				
4 I/Os Outstanding	3,770.59	48	78.55	
1 I/O Outstanding	5,329.14	48	111.02	
<i>The above SPC-2 Data Rate value for LDQ Composite represents the aggregate performance of the two LDQ Test Phases: (1024 KiB and 64 KiB Transfer Sizes).</i>				
SPC-2 Video On Demand (VOD) Reported Data				
	Data Rate (MB/second)	Number of Streams	Data Rate per Stream	Price-Performance
	4,010.82	5,100	0.79	\$64.41

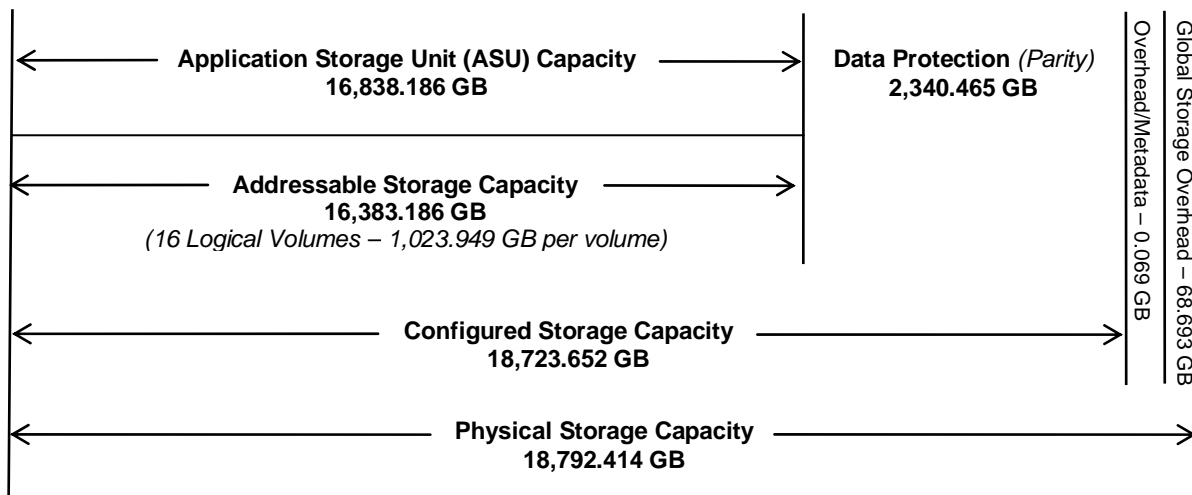
**SPC-2 MBPS™** represents the aggregate data rate, in megabytes per second, of all three SPC-2 workloads: Large File Processing (LFP), Large Database Query (LDQ), and Video on Demand (VOD).

**ASU (Application Storage Unit) Capacity** represents the total storage capacity read and written in the course of executing the SPC-2 benchmark.

A **Data Protection Level of RAID-5** provides data protection by distributing check data corresponding to user data across multiple disks in the form of bit-by-bit parity.

### Storage Capacities and Relationships

The following diagram (*not to scale*) documents the various storage capacities and their relationships, used in this SPC-2 benchmark measurement.



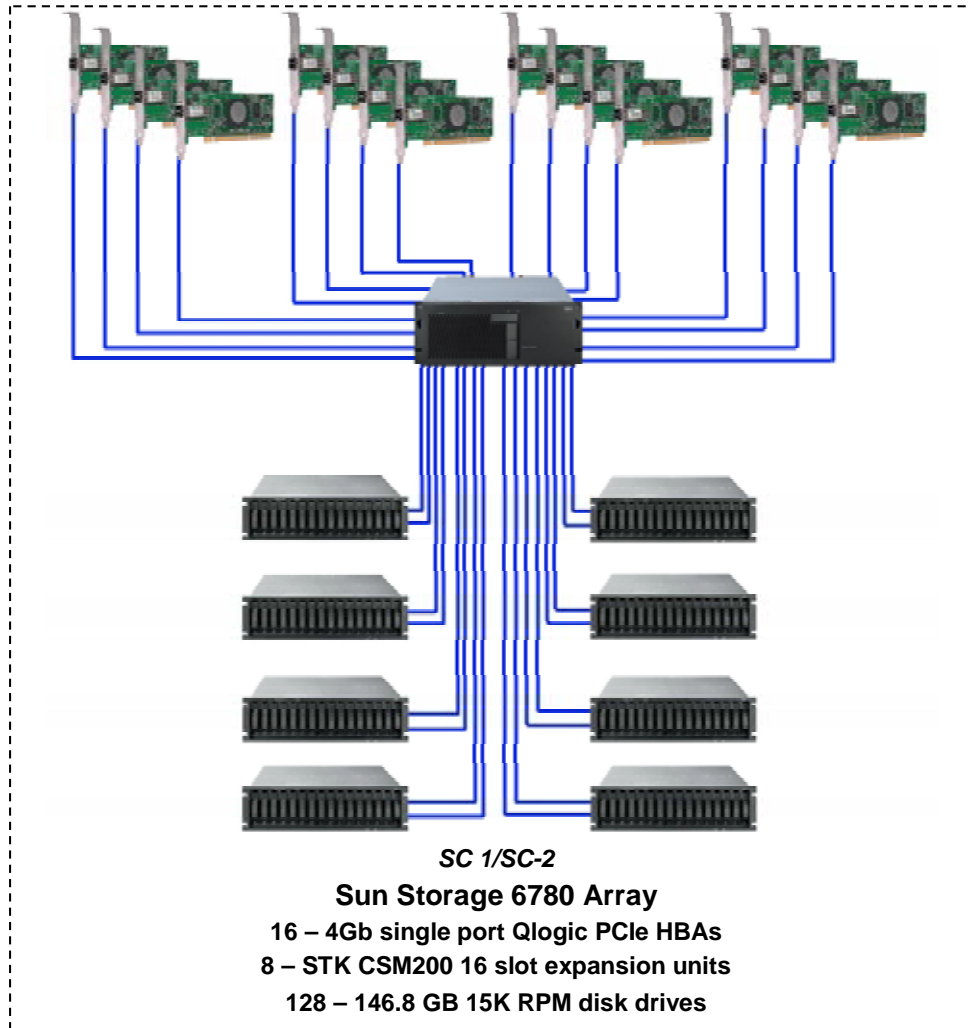
**Tested Storage Configuration Pricing (*Priced Storage Configuration*)**

XTA6780R11Q4SA2-16	Sun Storage 6780 Array, 1x1, 16 GB, 16 Host ports	1	\$124,999	\$124,999	38%	\$77,499
	- 2 Controllers w/ 8GB cache each		\$0	\$0	38%	\$0
	- All required cables included		\$0	\$0	38%	\$0
	- Quad 4 Gbps FC Host Port cards	2	\$0	\$0	38%	\$0
	- Short wave 4Gbps SFP transeiver Pair	8	\$0	\$0	38%	\$0
XTCCSM2R01A0C2336Z	STK CSM200 RM 0x1x16x146G15k	8	\$29,915	\$239,320	38%	\$148,378
	- 16 146GB 15k rpm 4Gb drives					
	- All required cables included (5M LC-LC Fiber Optic Cable)					
SN599-1030-99A9	CAM Management Software	1	\$0	\$0	38%	\$0
SG-XPCIIFC-EM4	4Gb PCI single port FC Host Based Adapter	16	\$1,100	\$17,600	38%	\$10,912
XTC6x80-DOM8-ARY	8 Storage Domains	1	\$10,000	\$10,000	38%	\$6,200
IWU-ST6780-6-24-3G	3-yr Gold Service Maintainance for controller tray	1	\$9,700	\$9,700	38%	\$6,014
	- 7/24 coverage					
	- 4 hour reonse time					
	- 4 hour resolution					
IWU-STCSM2-24-3G	3-yr Gold Service Maintainance for CSM200 expansion tray	8	\$1,880	\$15,040	38%	\$9,325
	- 7/24 coverage					
	- 4 hr response time					
	- 4 hour resolution					
					<b>\$416,659</b>	<b>\$258,329</b>

**Differences between the Tested Storage Configuration (TSC) and Priced Storage Configuration**

There were no differences between the Tested Storage Configuration and the Priced Storage Configuration.

### Priced Storage Configuration Diagram



### Priced Configuration Components

<b>Priced Storage Configuration:</b>
16 – 4Gb single port Qlogic PCIe HBAs
<b>SC-1/SC-2: Sun Storage 6780 Array</b>
<b>2 – dual-active controllers with:</b>
8 GB cache per controller
2 – Two Quad 4 Gbps FC Host Port Cards
16 – 4 Gb Fibre Channel front-end connections
16 – 4 Gb Fibre Channel backend connection
16 – STK CSM200 16 slot expansion units
128 – 146.8 GB 15K RPM disk drives



## **CONFIGURATION INFORMATION**

This portion of the Full Disclosure Report documents and illustrates the detailed information necessary to recreate the Benchmark Configuration (BC), including the Tested Storage Configuration (TSC), so that the SPC-2 benchmark result produced by the BC may be independently reproduced.

In each of the following sections of this document, the appropriate Full Disclosure Report requirement, from the SPC-2 benchmark specification, is stated in italics followed by the information to fulfill the stated requirement.

### **Benchmark Configuration (BC)/Tested Storage Configuration (TSC) Diagram**

#### **Clause 10.6.5.7**

*The Executive Summary will contain a one page BC/TSC diagram that illustrates all major components of the BC/TSC.*

The Benchmark Configuration (BC)/Tested Storage Configuration (TSC) is illustrated on page 18 (*Benchmark Configuration/Tested Storage Configuration Diagram*).

### **Storage Network Configuration**

#### **Clause 9.2.4.4.2**

*If a storage network was configured as a part of the Tested Storage Configuration and the Benchmark Configuration described in Clause 10.6.5.7 contains a high-level illustration of the network configuration, the Executive Summary will contain a one page topology diagram of the storage network as illustrated in Figure 10.8.*

The Benchmark Configuration (BC)/Tested Storage Configuration (TSC) was configured with local storage and, as such, did not employ a storage network.

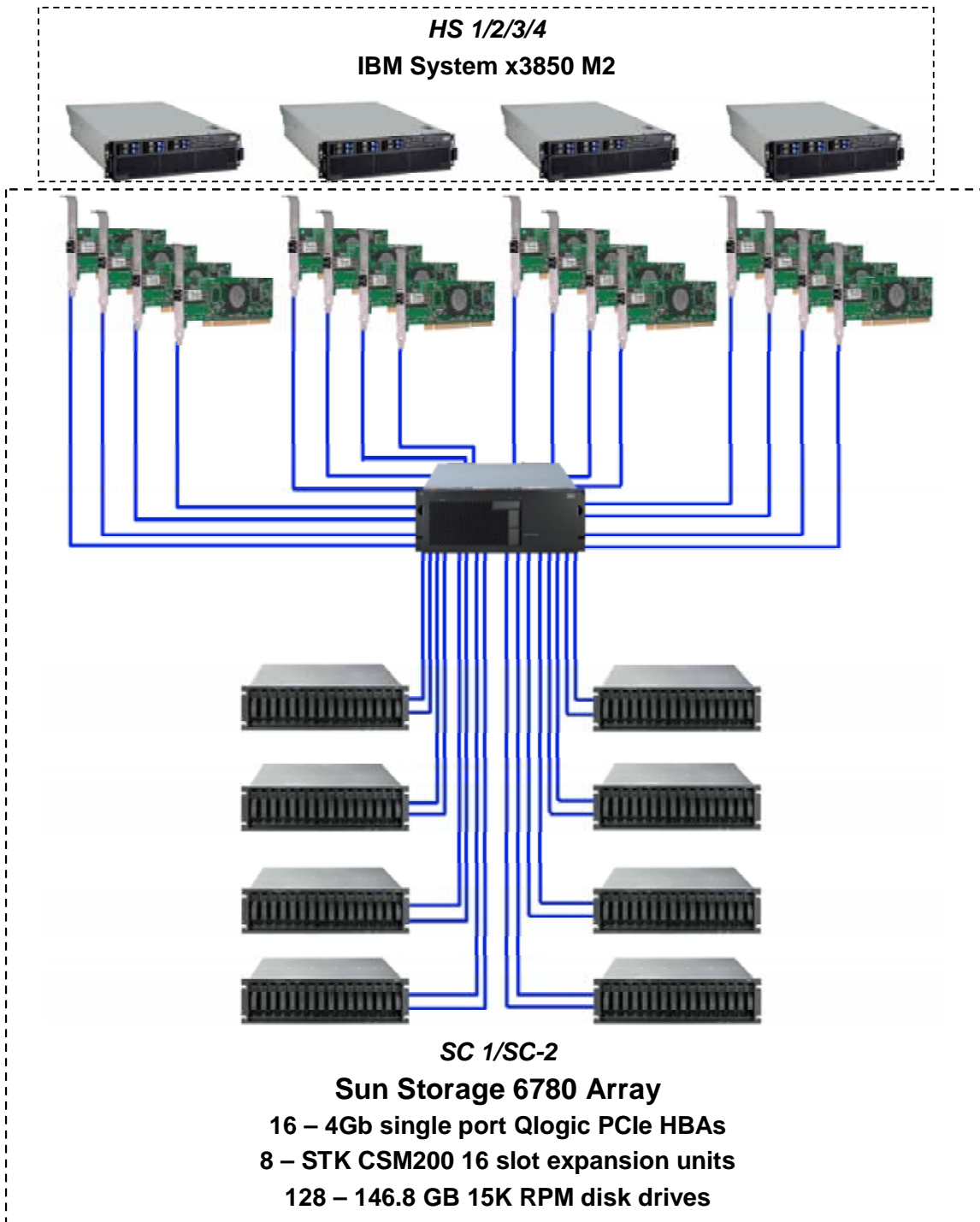
### **Host System and Tested Storage Configuration Table**

#### **Clause 10.6.5.9**

*The Executive Summary will contain a table that lists the major components of each Host System and the Tested Storage Configuration.*

The components that comprise each Host System and the Tested Storage Configuration are listed in the table that appears on page 19 (*Host System(s) and Tested Storage Configuration Components*).

### Benchmark Configuration/Tested Storage Configuration Diagram



## Host System(s) and Tested Storage Configuration Components

Host System:	Tested Storage Configuration (TSC):
HS-1/2/3/4: IBM System x3850 M2	16 – 4Gb single port Qlogic PCIe HBAs
Each Host System with:	<b>SC-1/SC-2: Sun Storage 6780 Array</b> <b>2 – dual-active controllers with:</b> 8 GB cache per controller 2 – Two Quad 4 Gbps FC Host Port Cards 16 – 4 Gb Fibre Channel front-end connections 16 – 4 Gb Fibre Channel backend connection
2 – 2.93 GHz Quad Xeon Processors with 8 MB L2 cache	
8 GB main memory	
Windows Server 2003 Enterprise Edition 32-bit with SP2	
PCIe:	
WG	8 – STK CSM200 16 slot expansion units
	128 – 146.8 GB 15K RPM disk drives

## Customer Tunable Parameters and Options

### Clause 10.6.6.1

All Benchmark Configuration (BC) components with customer tunable parameter and options that have been altered from their default values must be listed in the FDR. The FDR entry for each of those components must include both the name of the component and the altered value of the parameter or option. If the parameter name is not self-explanatory to a knowledgeable practitioner, a brief description of the parameter’s use must also be included in the FDR entry.

“Appendix B: Customer Tunable Parameters and Options” on page 96 contains the customer tunable parameters and options that have been altered from their default values for this benchmark.

## Tested Storage Configuration (TSC) Description

### Clause 10.6.6.2

The Full Disclosure Report must include sufficient information to recreate the logical representation of the Tested Storage Configuration (TSC). In addition to customer tunable parameters and options (Clause 10.6.6.1), that information must include, at a minimum:

- A diagram and/or description of the following:
  - All physical components that comprise the TSC. Those components are also illustrated in the BC Configuration Diagram in Clause 10.6.5.7 and the Storage Network Configuration Diagram in Clause 10.6.5.8.
  - The logical representation of the TSC, configured from the above components that will be presented to the SPC-2 Workload Generator.
- Listings of scripts used to create the logical representation of the TSC.
- If scripts were not used, a description of the process used with sufficient detail to recreate the logical representation of the TSC.

“Appendix C: Tested Storage Configuration (TSC) Creation” on page 98 contains the detailed information that describes how to create and configure the logical TSC.

## **SPC-2 Workload Generator Storage Configuration**

### **Clause 10.6.6.3**

*The Full Disclosure Report will include all SPC-2 Workload Generator storage configuration commands and parameters used in the SPC-2 benchmark measurement.*

The SPC-2 Workload Generator storage configuration commands and parameters for this measurement appear in “Appendix D: SPC-2 Workload Generator Storage Commands and Parameters” on page 98.

## **SPC-2 DATA REPOSITORY**

This portion of the Full Disclosure Report presents the detailed information that fully documents the various SPC-2 storage capacities and mappings used in the Tested Storage Configuration. “SPC-2 Data Repository Definitions” on page 91 contains definitions of terms specific to the SPC-2 Data Repository.

In each of the following sections of this document, the appropriate Full Disclosure Report requirement, from the SPC-2 benchmark specification, is stated in italics followed by the information to fulfill the stated requirement.

### **SPC-2 Storage Capacities and Relationships**

*Two tables and an illustration documenting the storage capacities and relationships of the SPC-2 Storage Hierarchy (Clause 2.1) shall be included in the FDR.*

#### **SPC-2 Storage Capacities**

<b>SPC-2 Storage Capacities</b>		
<b>Storage Hierarchy Component</b>	<b>Units</b>	<b>Capacity</b>
Total ASU Capacity	Gigabytes (GB)	16,383.186
Addressable Storage Capacity	Gigabytes (GB)	16,383.186
Configured Storage Capacity	Gigabytes (GB)	18,723.652
Physical Storage Capacity	Gigabytes (GB)	18,792.414
Data Protection ( <i>RAID-5 parity</i> )	Gigabytes (GB)	2,340.465
Required Storage ( <i>overhead/metatdata</i> )	Gigabytes (GB)	0.069
Global Storage Overhead	Gigabytes (GB)	68.693
Total Unused Storage	Gigabytes (GB)	0.000

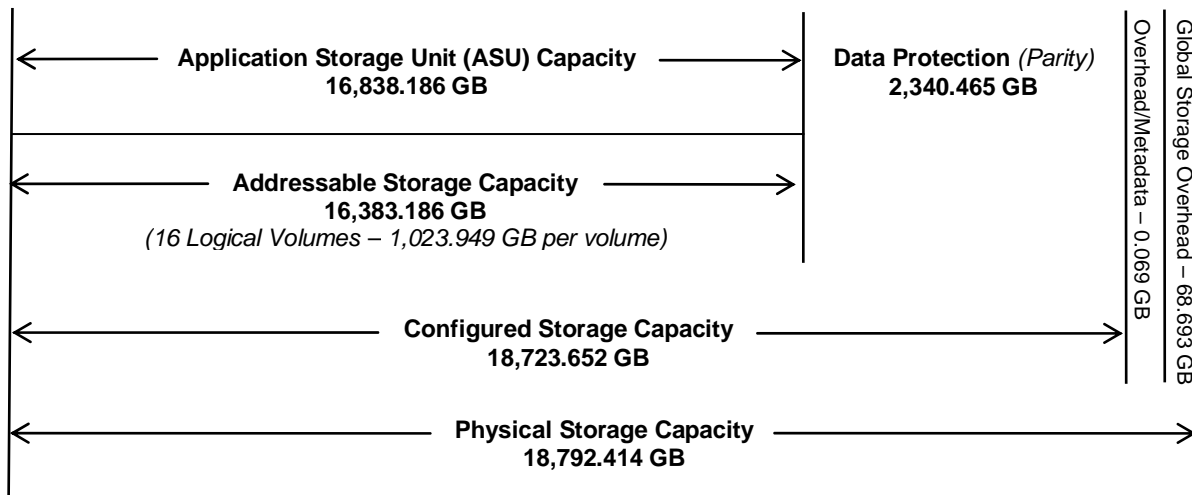
**SPC-2 Storage Hierarchy Ratios**

	Addressable Storage Capacity	Configured Storage Capacity	Physical Storage Capacity
Total ASU Capacity	100.00%	87.50%	87.18%
Data Protection ( <i>Unprotected</i> )		12.50%	12.45%
Addressable Storage Capacity		87.50%	87.18%
Required Storage		0.00%	0.00%
Configured Storage Capacity			99.63%
Global Storage Overhead			0.37%
Unused Storage:			
Addressable	0.00%		
Configured		0.00%	
Physical			0.00%

The Physical Storage Capacity consisted of 18,792.414 GB distributed over 128 disk drives each with a formatted capacity of 146.816 GB. There was 0.000 GB (0.00%) of Unused Storage within the Physical Storage Capacity. Global Storage Overhead consisted of 68.693 GB (0.37%) of Physical Storage Capacity. There was 0.000 GB (0.00%) of Unused Storage within the Configured Storage Capacity. The Total ASU Capacity utilized 100% of the Addressable Storage Capacity resulting in 0.000 GB (0.00%) of Unused Storage within the Addressable Storage Capacity.

**SPC-2 Storage Capacities and Relationships Illustration**

The various storage capacities configured in the benchmark result are illustrated below (not to scale).



## Logical Volume Capacity and ASU Mapping

### *Clause 10.6.7.2*

*A table illustrating the capacity of the Application Storage Unit (ASU) and the mapping of Logical Volumes to ASU will be provided in the FDR. Capacity must be stated in gigabytes (GB) as a value with a minimum of two digits to the right of the decimal point. Each Logical Volume will be sequenced in the table from top to bottom per its position in the contiguous address space of the ASU. Each Logical Volume entry will list its total capacity, the portion of that capacity used for the ASU, and any unused capacity.*

<b>Logical Volume (LV) Capacity and Mapping</b>			
<b>ASU (16,383.186 GB)</b>			
	<b>Total Capacity (GB)</b>	<b>Capacity Used (GB)</b>	<b>Capacity Unused (GB)</b>
Logical Volumes 1-16	1,023.949 per LV	1,023.949 per LV	0.000 per LV

See the Storage Definition (sd) entries in “Appendix D: SPC-2 Workload Generator Storage Commands and Parameters” on page 98 for more detailed configuration information.

## **SPC-2 TEST EXECUTION RESULTS**

This portion of the Full Disclosure Report documents the results of the various SPC-2 Test, Test Phases, Test Run Sequences, and Test Runs. “SPC-2 Test Execution Definitions” on page 92 contains definitions of terms specific to the SPC-2 Data Repository.

In each of the following sections of this document, the appropriate Full Disclosure Report requirement, from the SPC-2 benchmark specification, is stated in italics followed by the information to fulfill the stated requirement.

### **SPC-2 Tests, Test Phases, Test Run Sequences, and Test Runs**

The SPC-2 benchmark consists of the following Tests, Test Phases, Test Run Sequences, and Test Runs:

- **Data Persistence Test**
  - Data Persistence Test Run 1
  - Data Persistence Test Run 2
  
- **Large File Processing Test**
  - WRITE ONLY Test Phase
    - Test Run Sequence 1
      - ✓ Test Run 1 – 1024 KiB Transfer – maximum number of Streams
      - ✓ Test Run 2 – 1024 KiB Transfer – 50% of Test Run 1’s Streams value
      - ✓ Test Run 3 – 1024 KiB Transfer – 25% of Test Run 1’s Streams value
      - ✓ Test Run 4 – 1024 KiB Transfer – 12.5% of Test Run 1’s Streams value
      - ✓ Test Run 5 – 1024 KiB Transfer – single (1) Stream
    - Test Run Sequence 2
      - ✓ Test Run 6 – 256 KiB Transfer – maximum number of Streams
      - ✓ Test Run 7 – 256 KiB Transfer – 50% of Test Run 6’s Streams value
      - ✓ Test Run 8 – 256 KiB Transfer – 25% of Test Run 6’s Streams value
      - ✓ Test Run 9 – 256 KiB Transfer – 12.5% of Test Run 6’s Streams value
      - ✓ Test Run 10 – 256 KiB Transfer – single (1) Stream
  - READ-WRITE Test Phase
    - Test Run Sequence 3
      - ✓ Test Run 11 – 1024 KiB Transfer – maximum number of Streams
      - ✓ Test Run 12 – 1024 KiB Transfer – 50% of Test Run 11’s Streams value
      - ✓ Test Run 13 – 1024 KiB Transfer – 25% of Test Run 11’s Streams value
      - ✓ Test Run 14 – 1024 KiB Transfer – 12.5% of Test Run 11’s Streams value
      - ✓ Test Run 15 – 1024 KiB Transfer – single (1) Stream
    - Test Run Sequence 4
      - ✓ Test Run 16 – 256 KiB Transfer – maximum number of Streams
      - ✓ Test Run 17 – 256 KiB Transfer – 50% of Test Run 16’s Streams value
      - ✓ Test Run 18 – 256 KiB Transfer – 25% of Test Run 16’s Streams value
      - ✓ Test Run 19 – 256 KiB Transfer – 12.5% of Test Run 16’s Streams value
      - ✓ Test Run 20 – 256 KiB Transfer – single (1) Stream



- **Large File Processing Test (continued)**
  - READ ONLY Test Phase
    - Test Run Sequence 5
      - ✓ Test Run 21 – 1024 KiB Transfer – maximum number of Streams
      - ✓ Test Run 22 – 1024 KiB Transfer – 50% of Test Run 21's Streams value
      - ✓ Test Run 23 – 1024 KiB Transfer – 25% of Test Run 21's Streams value
      - ✓ Test Run 24 – 1024 KiB Transfer – 12.5% of Test Run 21's Streams value
      - ✓ Test Run 25 – 1024 KiB Transfer – single (1) Stream
    - Test Run Sequence 6
      - ✓ Test Run 26 – 256 KiB Transfer – maximum number of Streams
      - ✓ Test Run 27 – 256 KiB Transfer – 50% of Test Run 26's Streams value
      - ✓ Test Run 28 – 256 KiB Transfer – 25% of Test Run 26's Streams value
      - ✓ Test Run 29 – 256 KiB Transfer – 12.5% of Test Run 26's Streams value
      - ✓ Test Run 30 – 256 KiB Transfer – single (1) Stream
- **Large Database Query Test**
  - 1024 KIB TRANSFER SIZE Test Phase
    - Test Run Sequence 1
      - ✓ Test Run 1 – 4 I/O Requests Outstanding – maximum number of Streams
      - ✓ Test Run 2 – 4 I/O Requests Outstanding – 50% of Test Run 1's Streams value
      - ✓ Test Run 3 – 4 I/O Requests Outstanding – 25% of Test Run 1's Streams value
      - ✓ Test Run 4 – 4 I/O Requests Outstanding – 12.5% of Test Run 1's Streams value
      - ✓ Test Run 5 – 4 I/O Requests Outstanding – single (1) Stream
    - Test Run Sequence 2
      - ✓ Test Run 6 – 1 I/O Request Outstanding – maximum number of Streams
      - ✓ Test Run 7 – 1 I/O Request Outstanding – 50% of Test Run 6's Streams value
      - ✓ Test Run 8 – 1 I/O Request Outstanding – 25% of Test Run 6's Streams value
      - ✓ Test Run 9 – 1 I/O Request Outstanding – 12.5% of Test Run 6's Streams value
      - ✓ Test Run 10 – 1 I/O Request Outstanding – single (1) Stream
  - 64 KIB TRANSFER SIZE Test Phase
    - Test Run Sequence 3
      - ✓ Test Run 11 – 4 I/O Requests Outstanding – maximum number of Streams
      - ✓ Test Run 12 – 4 I/O Requests Outstanding – 50% of Test Run 11's Streams value
      - ✓ Test Run 13 – 4 I/O Requests Outstanding – 25% of Test Run 11's Streams value
      - ✓ Test Run 14 – 4 I/O Requests Outstanding – 12.5% of Test Run 11's Streams value
      - ✓ Test Run 15 – 4 I/O Requests Outstanding – single (1) Stream
    - Test Run Sequence 4
      - ✓ Test Run 16 – 1 I/O Request Outstanding – maximum number of Streams
      - ✓ Test Run 17 – 1 I/O Request Outstanding – 50% of Test Run 16's Streams value
      - ✓ Test Run 18 – 1 I/O Request Outstanding – 25% of Test Run 16's Streams value
      - ✓ Test Run 19 – 1 I/O Request Outstanding – 12.5% of Test Run 16's Streams value
      - ✓ Test Run 20 – 1 I/O Request Outstanding – single (1) Stream
- **Video on Demand Delivery Test**
  - Video on Demand Delivery Test Run

Each Test is an atomic unit that must be executed from start to finish before any other Test, Test Phase, or Test Run may be executed. The Tests may be executed in any sequence.

The results from each Test, Test Phase, and Test Run are listed below along with a more detailed explanation of each component.

## Large File Processing Test

### Clause 6.4.2.1

*The Large File Processing Test consists of the I/O operations associated with the type of applications, in a wide range of fields, which require simple sequential processing of one or more large files. Specific examples of those types of applications include scientific computing and large-scale financial processing*

### Clause 6.4.2.2

*The Large File Processing Test has three Test Phases, which shall be executed in the following uninterrupted sequence:*

1. *WRITE ONLY*
2. *READ-WRITE*
3. *READ ONLY*

*The BC shall not be restarted or manually disturbed, altered, or adjusted during the execution of the Large File Processing Test. If power is lost to the BC during this Test all results shall be rendered invalid and the Test re-run in its entirety.*

### Clause 10.6.8.1

*The Full Disclosure Report will contain the following content for the Large File Processing Test:*

1. *A listing of the SPC-2 Workload Generator commands and parameters used to execute each of the Test Runs in the Large File Processing Test.*
2. *The human readable SPC-2 Test Results File for each of the Test Runs in the Large File Processing Test.*
3. *A table that contains the following information for each Test Run in all three Test Phases of the Large File Processing Test:*
  - *The number Streams specified.*
  - *The Ramp-Up duration in seconds.*
  - *The Measurement Interval duration in seconds.*
  - *The average data rate, in MB per second, for the Measurement Interval.*
  - *The average data rate, in MB per second, per Stream for the Measurement Interval.*
4. *Average Data Rate and Average Data Rate per Stream graphs as defined in Clauses 10.1.1 and 10.1.2.*

## SPC-2 Workload Generator Commands and Parameters

The SPC-2 Workload Generator commands and parameters for the Large File Processing Test Runs are documented in "Appendix E: SPC-2 Workload Generator Execution Commands and Parameters" on Page 110.

### SPC-2 Test Results File

A link to the SPC-2 Test Results file generated from the Large File Processing Test Runs is listed below.

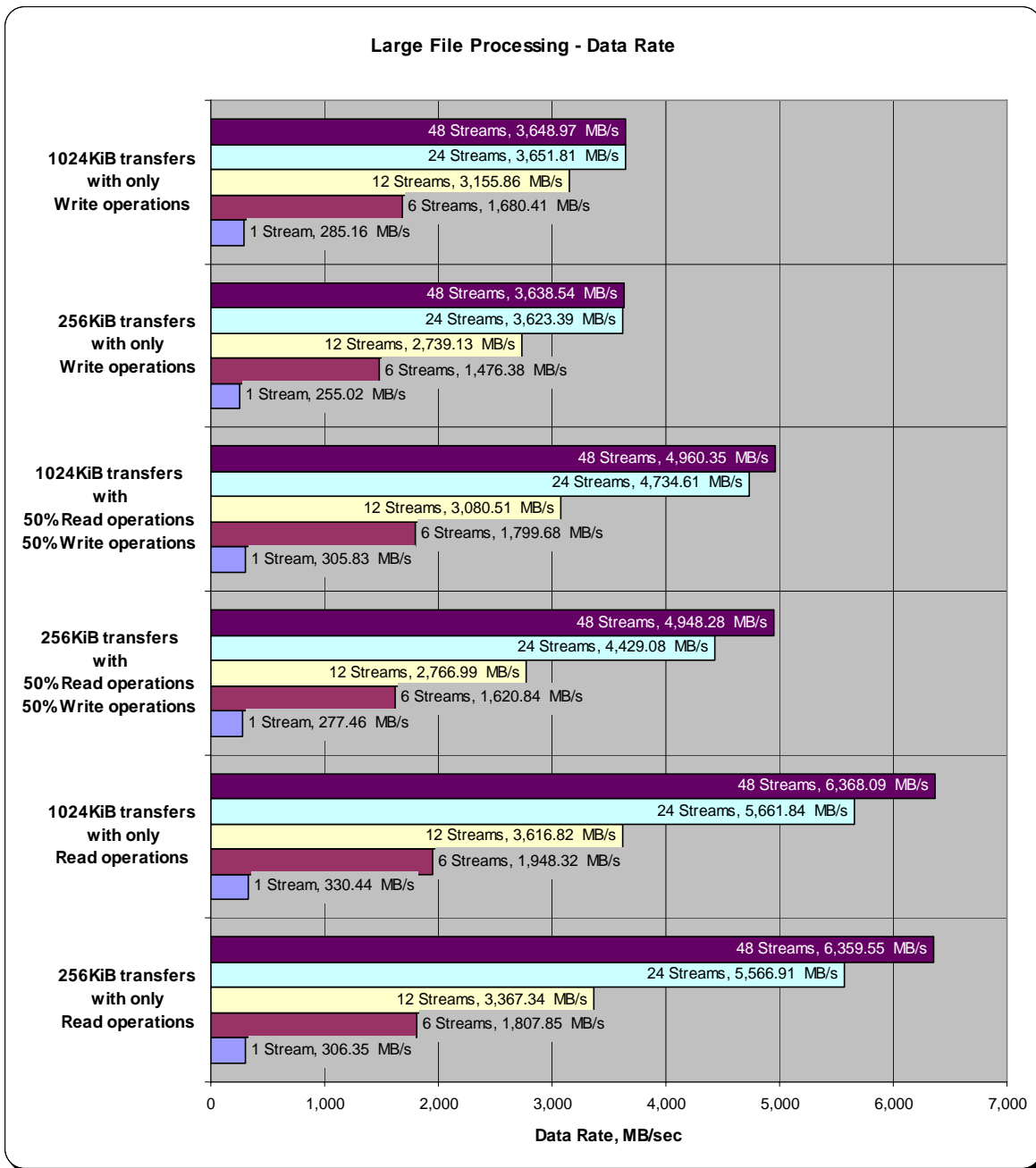
[SPC-2 Large File Processing Test Results File](#)

### SPC-2 Large File Processing Average Data Rates (MB/s)

The average Data Rate (MB/s) for each Test Run in the three Test Phases of the SPC-2 Large File Processing Test is listed in the table below as well as illustrated in the following graph.

Test Run Sequence	1 Stream	6 Streams	12 Streams	24 Streams	48 Streams
Write 1024KiB	285.16	1,680.41	3,155.86	3,651.81	3,648.97
Write 256KiB	255.02	1,476.38	2,739.13	3,623.39	3,638.54
Read/Write 1024KiB	305.83	1,799.68	3,080.51	4,734.61	4,960.35
Read/Write 256KiB	277.46	1,620.84	2,766.99	4,429.08	4,948.28
Read 1024KiB	330.44	1,948.32	3,616.82	5,661.84	6,368.09
Read 256KiB	306.35	1,807.85	3,367.34	5,566.91	6,359.55

**SPC-2 Large File Processing Average Data Rates Graph**

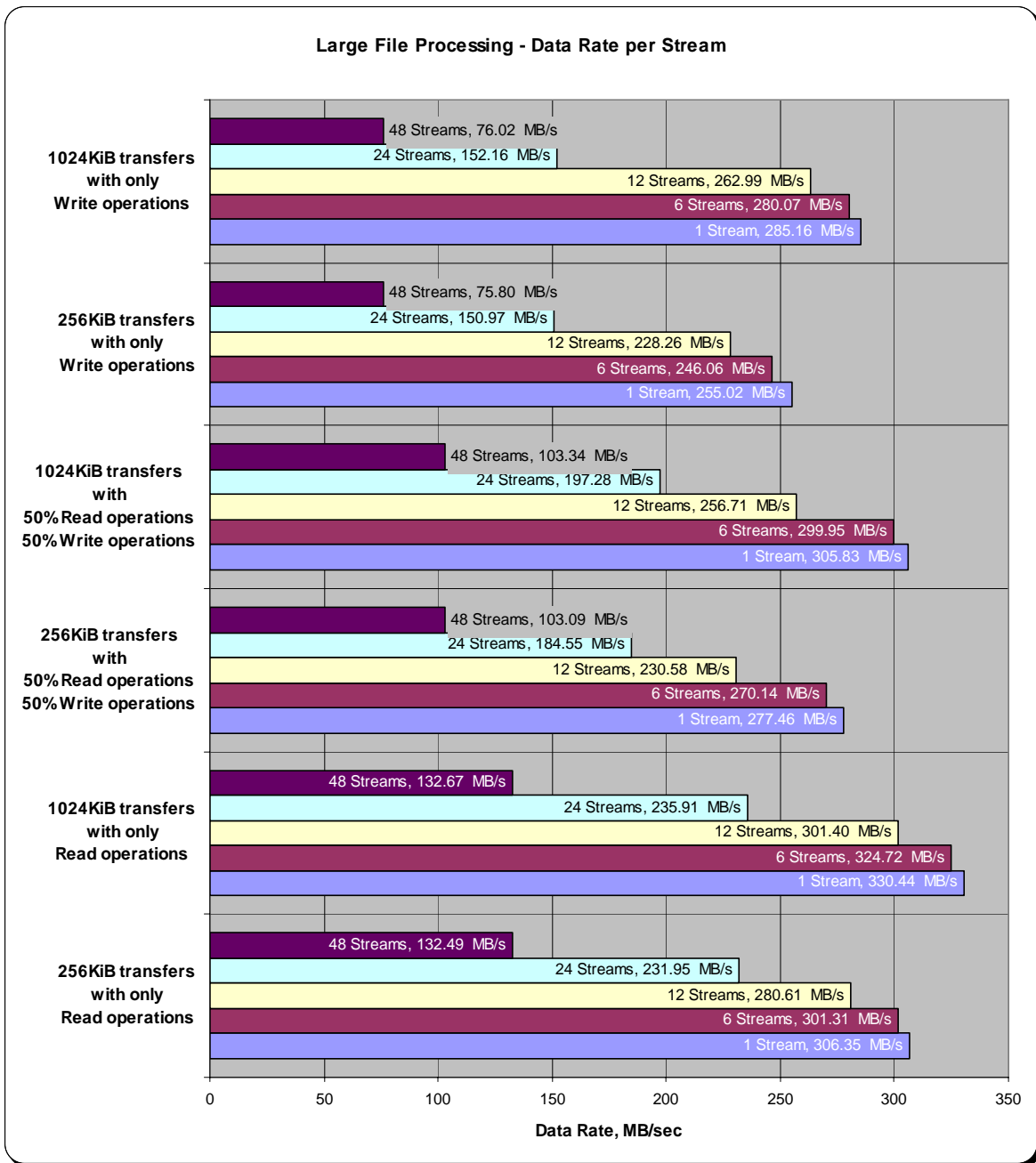


### SPC-2 Large File Processing Average Data Rate per Stream

The average Data Rate per Stream for each Test Run in the three Test Phases of the SPC-2 Large File Processing Test is listed in the table below as well as illustrated in the following graph.

Test Run Sequence	1 Stream	6 Streams	12 Streams	24 Streams	48 Streams
Write 1024KiB	285.16	280.07	262.99	152.16	76.02
Write 256KiB	255.02	246.06	228.26	150.97	75.80
Read/Write 1024KiB	305.83	299.95	256.71	197.28	103.34
Read/Write 256KiB	277.46	270.14	230.58	184.55	103.09
Read 1024KiB	330.44	324.72	301.40	235.91	132.67
Read 256KiB	306.35	301.31	280.61	231.95	132.49

**SPC-2 Large File Processing Average Data Rate per Stream Graph**



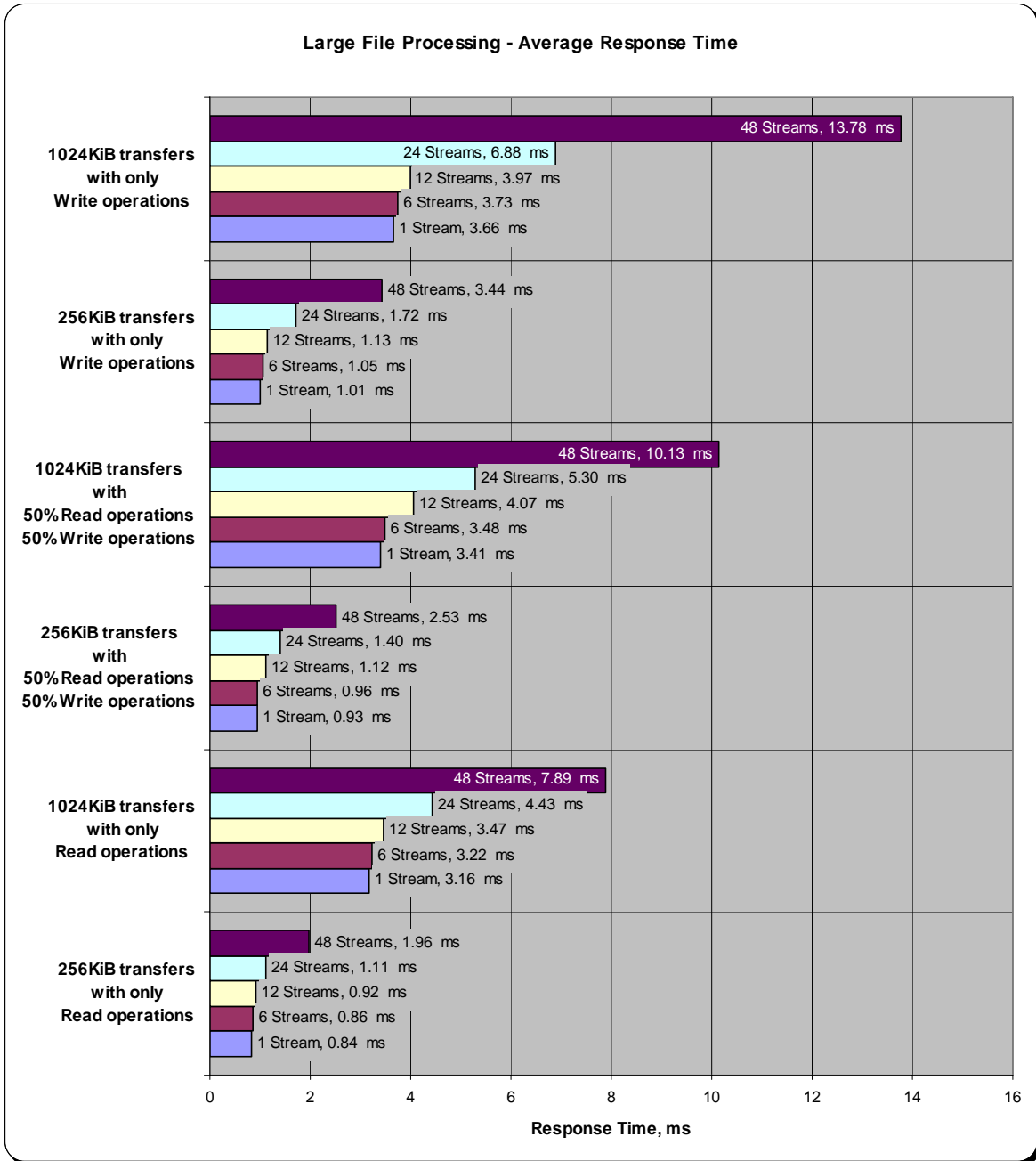
### SPC-2 Large File Processing Average Response Time

The average Response Time, milliseconds (ms), for each Test Run in the three Test Phases of the SPC-2 Large File Processing Test is listed in the table below as well as illustrated in the following graph.

Test Run Sequence	1 Stream	6 Streams	12 Streams	24 Streams	48 Streams
Write 1024KiB	3.66	3.73	3.97	6.88	13.78
Write 256KiB	1.01	1.05	1.13	1.72	3.44
Read/Write 1024KiB	3.41	3.48	4.07	5.30	10.13
Read/Write 256KiB	0.93	0.96	1.12	1.40	2.53
Read 1024KiB	3.16	3.22	3.47	4.43	7.89
Read 256KiB	0.84	0.86	0.92	1.11	1.96



**SPC-2 Large File Processing Average Response Time Graph**



## Large File Processing Test – WRITE ONLY Test Phase

### Clause 10.6.8.1.1

1. A table that will contain the following information for each "WRITE ONLY, 1024 KiB Transfer Size" Test Run:
  - The number of Streams specified.
  - The average data rate, average data rate per stream, and average Response Time reported at five second intervals.
2. Average Data Rate (intervals), Average Data Rate per Stream (intervals), and Average Response Time (intervals) graphs for the "WRITE ONLY, 1024 KiB Transfer Size" Test Runs as specified in Clauses 10.1.4 – 10.1.6.
3. A table that will contain the following information for each "WRITE ONLY, 256 KiB Transfer Size" Test Run:
  - The number of Streams specified.
  - The average data rate, average data rate per stream, and average Response Time reported at five second intervals.
4. Average Data Rate (intervals), Average Data Rate per Stream (intervals), and Average Response Time (intervals) graphs for the "WRITE ONLY, 256 KiB Transfer Size" Test Runs as specified in Clauses 10.1.4 – 10.1.6.

The SPC-2 "Large File Processing/WRITE ONLY/1024 KiB Transfer Size" Test Run data is contained in the table that appears on the next page. That table is followed by graphs illustrating the average Data Rate, average Data Rate per Stream, and average Response Time produced by the same Test Runs. The table and graphs present the data at five-second intervals.

Immediately following the SPC-2 "Large File Processing/WRITE ONLY/1024 KiB Transfer Size" table and graphs will be the SPC-2 "Large File Processing/WRITE ONLY/64 KiB Transfer Size" table and graphs. The table contains the Test Run data and the graphs illustrate the average Data Rate, average Data Rate per Stream, and average Response Time produced by the Test Runs.

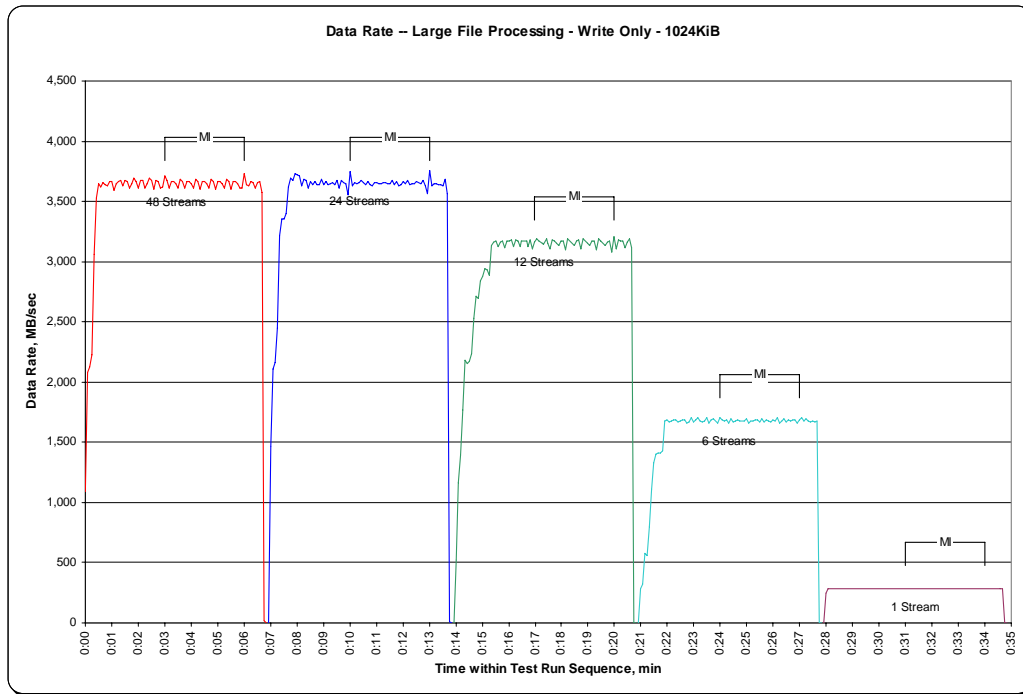
**SPC-2 “Large File Processing/WRITE ONLY/1024 KiB Transfer Size” Test Run Data – Ramp-Up Period**

TR1				TR2				TR3				TR4				TR5			
Test Run Sequence Time	48 Streams		Response Time, ms	Test Run Sequence Time	24 Streams		Response Time, ms	Test Run Sequence Time	12 Streams		Response Time, ms	Test Run Sequence Time	6 Streams		Response Time, ms	Test Run Sequence Time	1 Stream		
	Data Rate, MB/sec	Data Rate / Stream, MB/sec			Data Rate, MB/sec	Data Rate / Stream, MB/sec			Data Rate, MB/sec	Data Rate / Stream, MB/sec			Data Rate, MB/sec	Data Rate / Stream, MB/sec			Data Rate, MB/sec	Data Rate / Stream, MB/sec	Data Rate, MB/sec
0:00:00	1,089.89	136.24	3.80	0:06:55	0.00	0.00	0.00	0:13:55	0.00	0.00	0.00	0:20:55	0.00	0.00	0.00	0:27:55	0.00	0.00	0.00
0:00:05	2,083.31	130.21	6.59	0:07:00	1,465.91	209.42	3.86	0:14:00	525.55	175.18	3.69	0:21:00	284.16	284.16	3.66	0:28:00	244.95	244.95	4.24
0:00:10	2,122.53	117.92	8.46	0:07:05	2,109.32	191.76	4.91	0:14:05	1,161.61	232.32	3.76	0:21:05	318.77	159.38	3.67	0:28:05	285.42	285.42	3.66
0:00:15	2,231.58	85.83	10.62	0:07:10	2,161.12	196.47	5.34	0:14:10	1,391.04	278.21	3.79	0:21:10	575.88	287.94	3.68	0:28:10	285.21	285.21	3.66
0:00:20	3,062.47	105.60	9.55	0:07:15	2,443.60	152.73	5.58	0:14:15	1,771.25	221.41	3.91	0:21:15	560.15	280.07	3.70	0:28:15	285.21	285.21	3.66
0:00:25	3,525.52	113.73	8.88	0:07:20	3,217.24	189.25	5.36	0:14:20	2,184.81	273.10	3.84	0:21:20	798.81	199.70	3.71	0:28:20	285.00	285.00	3.66
0:00:30	3,643.80	117.54	8.80	0:07:25	3,350.83	197.11	5.30	0:14:25	2,156.08	269.51	3.85	0:21:25	1,109.39	277.35	3.85	0:28:25	285.42	285.42	3.66
0:00:35	3,617.80	106.41	9.39	0:07:30	3,354.39	197.32	5.30	0:14:30	2,169.50	271.19	3.85	0:21:30	1,331.48	266.30	3.73	0:28:30	285.00	285.00	3.66
0:00:40	3,654.50	104.41	9.88	0:07:35	3,402.42	179.07	5.45	0:14:35	2,232.42	248.05	3.85	0:21:35	1,401.11	280.22	3.72	0:28:35	285.21	285.21	3.66
0:00:45	3,637.72	103.93	10.06	0:07:40	3,622.83	172.52	5.73	0:14:40	2,527.70	252.77	3.88	0:21:40	1,413.27	282.65	3.71	0:28:40	285.00	285.00	3.66
0:00:50	3,632.69	95.60	10.80	0:07:45	3,694.55	175.93	5.97	0:14:45	2,709.31	270.93	3.88	0:21:45	1,411.59	282.32	3.71	0:28:45	285.21	285.21	3.66
0:00:55	3,663.72	93.94	10.93	0:07:50	3,678.40	175.16	5.93	0:14:50	2,698.41	269.84	3.89	0:21:50	1,433.82	238.97	3.73	0:28:50	285.00	285.00	3.66
0:01:00	3,665.61	91.64	11.35	0:07:55	3,728.95	169.50	6.06	0:14:55	2,843.74	258.52	3.89	0:21:55	1,680.24	280.04	3.73	0:28:55	285.21	285.21	3.66
0:01:05	3,596.62	83.64	11.89	0:08:00	3,720.56	169.12	6.18	0:15:00	2,881.70	261.97	3.94	0:22:00	1,690.30	281.72	3.73	0:29:00	285.21	285.21	3.66
0:01:10	3,650.51	82.97	12.52	0:08:05	3,713.22	161.44	6.31	0:15:05	2,942.30	267.48	3.92	0:22:05	1,671.64	278.61	3.72	0:29:05	285.21	285.21	3.66
0:01:15	3,668.76	79.76	12.95	0:08:10	3,627.86	157.73	6.59	0:15:10	2,935.38	266.85	3.93	0:22:10	1,676.46	279.41	3.73	0:29:10	285.00	285.00	3.66
0:01:20	3,672.32	78.13	13.46	0:08:15	3,680.29	160.01	6.57	0:15:15	2,887.36	262.49	3.91	0:22:15	1,682.75	280.46	3.73	0:29:15	285.21	285.21	3.66
0:01:25	3,626.60	75.55	13.73	0:08:20	3,672.74	153.03	6.80	0:15:20	3,138.39	261.53	3.96	0:22:20	1,689.47	281.58	3.73	0:29:20	284.79	284.79	3.67
0:01:30	3,672.74	76.52	13.75	0:08:25	3,613.39	150.56	6.90	0:15:25	3,165.65	263.80	3.98	0:22:25	1,668.70	278.12	3.73	0:29:25	285.21	285.21	3.66
0:01:35	3,668.97	76.44	13.76	0:08:30	3,669.60	152.90	6.88	0:15:30	3,167.33	263.94	3.97	0:22:30	1,681.08	280.18	3.74	0:29:30	285.42	285.42	3.66
0:01:40	3,612.97	75.27	13.76	0:08:35	3,642.12	151.76	6.89	0:15:35	3,126.85	260.57	3.96	0:22:35	1,685.06	280.84	3.73	0:29:35	285.00	285.00	3.66
0:01:45	3,648.42	76.01	13.76	0:08:40	3,666.03	152.75	6.85	0:15:40	3,165.44	263.79	3.98	0:22:40	1,689.68	281.61	3.73	0:29:40	285.21	285.21	3.66
0:01:50	3,693.50	76.95	13.75	0:08:45	3,637.09	151.55	6.90	0:15:45	3,169.85	264.15	3.97	0:22:45	1,662.41	277.07	3.73	0:29:45	285.21	285.21	3.66
0:01:55	3,670.44	76.47	13.76	0:08:50	3,635.83	151.49	6.90	0:15:50	3,117.84	259.82	3.98	0:22:50	1,672.48	278.75	3.72	0:29:50	285.21	285.21	3.66
0:02:00	3,609.20	75.19	13.76	0:08:55	3,680.08	153.34	6.85	0:15:55	3,174.67	264.56	3.97	0:22:55	1,701.63	283.60	3.72	0:29:55	285.00	285.00	3.66
0:02:05	3,671.69	76.49	13.76	0:09:00	3,640.45	151.69	6.85	0:16:00	3,172.57	264.38	3.97	0:23:00	1,671.01	278.50	3.73	0:30:00	285.21	285.21	3.66
0:02:10	3,672.11	76.50	13.76	0:09:05	3,663.51	152.65	6.89	0:16:05	3,175.93	264.66	3.97	0:23:05	1,684.85	280.81	3.72	0:30:05	285.42	285.42	3.66
0:02:15	3,612.13	75.25	13.76	0:09:10	3,642.33	151.76	6.89	0:16:10	3,122.87	260.24	3.97	0:23:10	1,701.42	283.57	3.72	0:30:10	285.21	285.21	3.66
0:02:20	3,650.93	76.06	13.76	0:09:15	3,651.35	152.14	6.87	0:16:15	3,177.39	264.78	3.97	0:23:15	1,675.41	279.24	3.73	0:30:15	285.21	285.21	3.66
0:02:25	3,692.46	76.93	13.75	0:09:20	3,660.37	152.52	6.86	0:16:20	3,168.38	264.03	3.97	0:23:20	1,671.43	278.57	3.72	0:30:20	285.21	285.21	3.66
0:02:30	3,671.27	76.48	13.76	0:09:25	3,638.98	151.62	6.89	0:16:25	3,121.40	260.12	3.97	0:23:25	1,672.90	278.82	3.73	0:30:25	285.21	285.21	3.66
0:02:35	3,606.26	75.13	13.77	0:09:30	3,677.99	153.25	6.86	0:16:30	3,168.59	264.05	3.98	0:23:30	1,702.47	283.74	3.73	0:30:30	285.42	285.42	3.66
0:02:40	3,676.10	76.59	13.75	0:09:35	3,607.10	150.30	6.92	0:16:35	3,169.64	264.14	3.97	0:23:35	1,662.41	277.07	3.73	0:30:35	285.21	285.21	3.66
0:02:45	3,670.23	76.46	13.75	0:09:40	3,677.99	153.25	6.86	0:16:40	3,173.20	264.43	3.97	0:23:40	1,683.17	280.53	3.73	0:30:40	285.21	285.21	3.66
0:02:50	3,610.25	75.21	13.76	0:09:45	3,656.38	152.35	6.86	0:16:45	3,122.24	260.19	3.97	0:23:45	1,692.40	282.07	3.73	0:30:45	285.00	285.00	3.66
0:02:55	3,618.22	75.38	13.76	0:09:50	3,646.53	151.94	6.88	0:16:50	3,178.44	264.87	3.96	0:23:50	1,679.40	279.90	3.72	0:30:50	285.21	285.21	3.66
				0:09:55	3,558.45	148.27	6.89	0:16:55	3,106.09	258.84	3.97	0:23:55	1,658.01	276.33	3.73	0:30:55	285.21	285.21	3.66

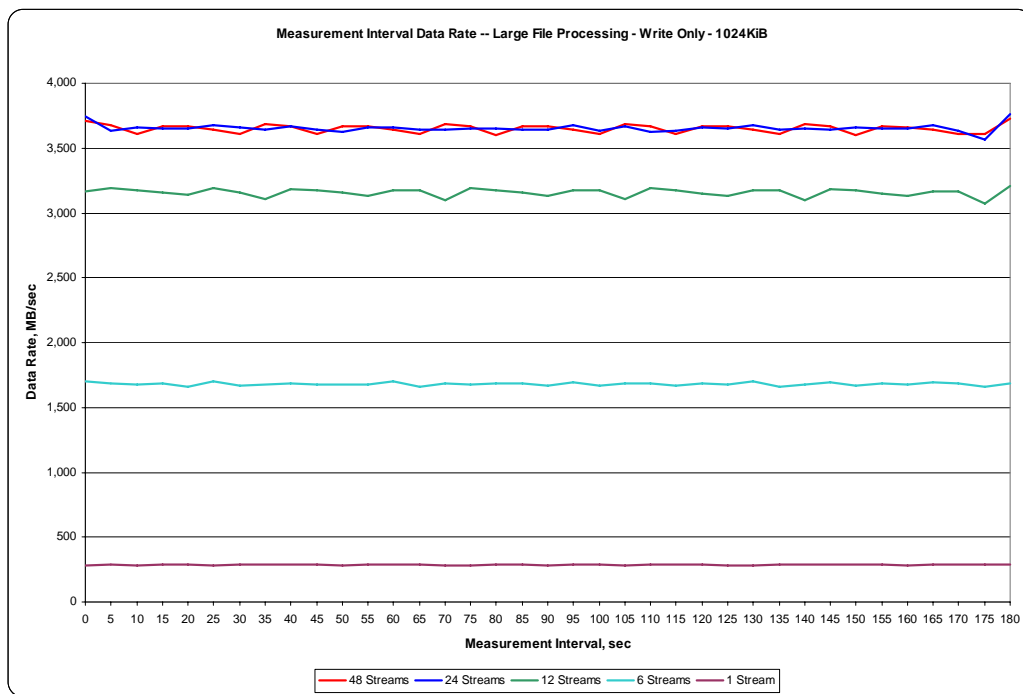
**SPC-2 “Large File Processing/WRITE ONLY/1024 KiB Transfer Size” Test Run Data  
 Measurement Interval, Run-Out, and Ramp-Down Periods**

TR1				TR2				TR3				TR4				TR5			
Test Run Sequence Time	48 Streams			Test Run Sequence Time	24 Streams			Test Run Sequence Time	12 Streams			Test Run Sequence Time	6 Streams			Test Run Sequence Time	1 Stream		
	Data Rate, MB/sec	Data Rate / Stream, MB/sec	Response Time, ms		Data Rate, MB/sec	Data Rate / Stream, MB/sec	Response Time, ms		Data Rate, MB/sec	Data Rate / Stream, MB/sec	Response Time, ms		Data Rate, MB/sec	Data Rate / Stream, MB/sec	Response Time, ms		Data Rate, MB/sec	Data Rate / Stream, MB/sec	Response Time, ms
0:03:00	3,712.59	77.35	13.76	0:10:00	3,747.82	156.16	6.87	0:17:00	3,164.18	263.68	3.97	0:24:00	1,700.16	283.36	3.72	0:31:00	285.00	285.00	3.66
0:03:05	3,673.37	76.53	13.76	0:10:05	3,630.80	151.28	6.91	0:17:05	3,188.09	265.67	3.97	0:24:05	1,689.26	281.54	3.72	0:31:05	285.21	285.21	3.66
0:03:10	3,611.30	75.24	13.76	0:10:10	3,657.22	152.38	6.86	0:17:10	3,172.99	264.42	3.97	0:24:10	1,673.11	278.85	3.73	0:31:10	285.00	285.00	3.66
0:03:15	3,668.55	76.43	13.76	0:10:15	3,647.16	151.96	6.88	0:17:15	3,154.54	262.88	3.97	0:24:15	1,687.37	281.23	3.72	0:31:15	285.21	285.21	3.66
0:03:20	3,668.34	76.42	13.77	0:10:20	3,653.66	152.24	6.86	0:17:20	3,141.11	261.76	3.97	0:24:20	1,660.32	276.72	3.73	0:31:20	285.21	285.21	3.66
0:03:25	3,645.27	75.94	13.77	0:10:25	3,677.78	153.24	6.86	0:17:25	3,189.98	265.83	3.97	0:24:25	1,699.11	283.19	3.72	0:31:25	284.79	284.79	3.67
0:03:30	3,608.99	75.19	13.77	0:10:30	3,661.21	152.55	6.85	0:17:30	3,156.21	263.02	3.97	0:24:30	1,668.07	278.01	3.75	0:31:30	285.21	285.21	3.66
0:03:35	3,685.33	76.78	13.78	0:10:35	3,638.77	151.62	6.90	0:17:35	3,102.74	258.56	3.97	0:24:35	1,678.14	279.69	3.73	0:31:35	285.21	285.21	3.66
0:03:40	3,664.77	76.35	13.78	0:10:40	3,668.34	152.85	6.84	0:17:40	3,180.75	265.06	3.98	0:24:40	1,685.90	280.98	3.72	0:31:40	285.21	285.21	3.66
0:03:45	3,608.78	75.18	13.77	0:10:45	3,638.35	151.60	6.90	0:17:45	3,171.31	264.28	3.97	0:24:45	1,676.46	279.41	3.73	0:31:45	285.21	285.21	3.66
0:03:50	3,664.56	76.35	13.78	0:10:50	3,628.91	151.20	6.91	0:17:50	3,153.70	262.81	3.97	0:24:50	1,675.21	279.20	3.74	0:31:50	285.00	285.00	3.66
0:03:55	3,669.81	76.45	13.77	0:10:55	3,659.95	152.50	6.86	0:17:55	3,132.52	261.04	3.98	0:24:55	1,676.88	279.48	3.73	0:31:55	285.42	285.42	3.66
0:04:00	3,644.22	75.92	13.78	0:11:00	3,658.27	152.43	6.89	0:18:00	3,172.78	264.40	3.97	0:25:00	1,698.90	283.15	3.73	0:32:00	285.21	285.21	3.66
0:04:05	3,609.83	75.20	13.77	0:11:05	3,644.43	151.85	6.88	0:18:05	3,174.46	264.54	3.97	0:25:05	1,662.62	277.10	3.74	0:32:05	285.21	285.21	3.66
0:04:10	3,681.97	76.71	13.78	0:11:10	3,645.48	151.89	6.88	0:18:10	3,101.06	258.42	3.97	0:25:10	1,680.87	280.14	3.73	0:32:10	285.00	285.00	3.67
0:04:15	3,668.55	76.43	13.77	0:11:15	3,655.13	152.30	6.87	0:18:15	3,189.56	265.80	3.97	0:25:15	1,677.51	279.59	3.74	0:32:15	284.79	284.79	3.67
0:04:20	3,604.17	75.09	13.78	0:11:20	3,654.50	152.27	6.86	0:18:20	3,172.99	264.42	3.97	0:25:20	1,683.17	280.53	3.73	0:32:20	285.21	285.21	3.66
0:04:25	3,667.50	76.41	13.78	0:11:25	3,643.59	151.82	6.89	0:18:25	3,155.79	262.98	3.97	0:25:25	1,682.75	280.46	3.72	0:32:25	285.42	285.42	3.66
0:04:30	3,665.82	76.37	13.77	0:11:30	3,644.85	151.87	6.88	0:18:30	3,133.15	261.10	3.98	0:25:30	1,668.70	278.12	3.73	0:32:30	284.79	284.79	3.67
0:04:35	3,646.74	75.97	13.77	0:11:35	3,677.15	153.21	6.86	0:18:35	3,172.78	264.40	3.97	0:25:35	1,697.02	282.84	3.74	0:32:35	285.21	285.21	3.66
0:04:40	3,607.31	75.15	13.77	0:11:40	3,637.30	151.55	6.90	0:18:40	3,177.39	264.78	3.96	0:25:40	1,671.01	278.50	3.73	0:32:40	286.05	286.05	3.66
0:04:45	3,683.44	76.74	13.79	0:11:45	3,670.44	152.93	6.83	0:18:45	3,107.56	258.96	3.97	0:25:45	1,685.27	280.88	3.73	0:32:45	283.53	283.53	3.66
0:04:50	3,666.66	76.39	13.78	0:11:50	3,628.07	151.17	6.92	0:18:50	3,193.12	266.09	3.97	0:25:50	1,681.50	280.25	3.73	0:32:50	286.05	286.05	3.66
0:04:55	3,605.63	75.12	13.78	0:11:55	3,634.36	151.43	6.90	0:18:55	3,172.15	264.35	3.97	0:25:55	1,668.07	278.01	3.73	0:32:55	285.21	285.21	3.66
0:05:00	3,664.98	76.35	13.78	0:12:00	3,661.84	152.58	6.85	0:19:00	3,152.44	262.70	3.97	0:26:00	1,682.13	280.35	3.73	0:33:00	285.42	285.42	3.66
0:05:05	3,665.40	76.36	13.78	0:12:05	3,649.46	152.06	6.87	0:19:05	3,136.08	261.34	3.97	0:26:05	1,679.82	279.97	3.72	0:33:05	285.00	285.00	3.66
0:05:10	3,644.85	75.93	13.78	0:12:10	3,674.63	153.11	6.87	0:19:10	3,170.26	264.19	3.97	0:26:10	1,704.15	284.02	3.73	0:33:10	285.00	285.00	3.66
0:05:15	3,606.68	75.14	13.78	0:12:15	3,641.08	151.71	6.89	0:19:15	3,171.94	264.33	3.97	0:26:15	1,663.25	277.21	3.73	0:33:15	285.21	285.21	3.66
0:05:20	3,685.12	76.77	13.78	0:12:20	3,647.37	151.97	6.88	0:19:20	3,099.59	258.30	3.97	0:26:20	1,678.98	279.83	3.74	0:33:20	285.21	285.21	3.66
0:05:25	3,669.60	76.45	13.77	0:12:25	3,646.32	151.93	6.88	0:19:25	3,185.78	265.48	3.97	0:26:25	1,693.66	282.28	3.73	0:33:25	285.21	285.21	3.66
0:05:30	3,603.54	75.07	13.78	0:12:30	3,662.68	152.61	6.85	0:19:30	3,172.99	264.42	3.97	0:26:30	1,668.07	278.01	3.72	0:33:30	285.21	285.21	3.66
0:05:35	3,665.61	76.37	13.78	0:12:35	3,654.08	152.25	6.87	0:19:35	3,148.87	262.41	3.98	0:26:35	1,688.21	281.37	3.73	0:33:35	285.21	285.21	3.66
0:05:40	3,661.63	76.28	13.79	0:12:40	3,648.42	152.02	6.87	0:19:40	3,134.82	261.24	3.98	0:26:40	1,674.16	279.03	3.72	0:33:40	285.00	285.00	3.66
0:05:45	3,645.27	75.94	13.78	0:12:45	3,679.66	153.32	6.86	0:19:45	3,163.13	263.59	3.98	0:26:45	1,689.68	281.61	3.73	0:33:45	285.21	285.21	3.66
0:05:50	3,606.47	75.13	13.78	0:12:50	3,630.80	151.28	6.91	0:19:50	3,168.38	264.03	3.98	0:26:50	1,688.84	281.47	3.72	0:33:50	285.42	285.42	3.66
0:05:55	3,610.46	75.22	13.79	0:12:55	3,655.16	148.55	6.86	0:19:55	3,075.89	256.32	3.97	0:26:55	1,656.54	276.09	3.73	0:33:55	285.21	285.21	3.66
0:06:00	3,728.74	77.68	13.77	0:13:00	3,758.10	156.59	6.87	0:20:00	3,211.37	267.61	3.97	0:27:00	1,682.55	280.42	3.73	0:34:00	285.42	285.42	3.66
0:06:05	3,640.66	75.85	13.80	0:13:05	3,631.85	151.33	6.86	0:20:05	3,110.29	259.19	3.97	0:27:05	1,701.00	283.50	3.72	0:34:05	283.33	283.33	3.66
0:06:10	3,629.54	75.62	13.77	0:13:10	3,648.00	152.00	6.88	0:20:10	3,175.93	264.66	3.97	0:27:10	1,679.82	279.97	3.72	0:34:10	285.84	285.84	3.66
0:06:15	3,667.50	76.41	13.78	0:13:15	3,645.27	151.89	6.88	0:20:15	3,167.96	264.00	3.97	0:27:15	1,691.35	281.89	3.72	0:34:15	285.42	285.42	3.66
0:06:20	3,660.79	76.27	13.79	0:13:20	3,638.14	151.59	6.93	0:20:20	3,175.51	264.63	3.97	0:27:20	1,679.82	279.97	3.73	0:34:20	285.21	285.21	3.66
0:06:25	3,606.89	75.14	13.78	0:13:25	3,634.78	151.45	6.87	0:20:25	3,120.35	260.03	3.97	0:27:25	1,670.38	278.40	3.74	0:34:25	285.00	285.00	3.66
0:06:30	3,660.58	76.26	13.80	0:13:30	3,628.28	151.18	6.91	0:20:30	3,160.20	263.35	3.96	0:27:30	1,681.29	280.21	3.73	0:34:30	285.21	285.21	3.66
0:06:35	3,663.31	76.32	13.78	0:13:35	3,688.89	153.70	6.84	0:20:35	3,189.98	265.83	3.97	0:27:35	1,664.72	277.45	3.73	0:34:35	285.21	285.21	3.66
0:06:40	3,569.77	115.15	13.78	0:13:40	3,567.47	274.42	6.88	0:20:40	3,118.05	1,039.35	3.97	0:27:40	1,679.61	839.80	3.73	0:34:40	284.16	284.16	3.66
0:06:45	14.26	0.00	12.22	0:13:45	8.60	0.00	5.90	0:20:45	4.19	0.00	3.99	0:27:45	2.73	0.00	3.76	0:34:45	2.10	0.00	3.66
0:06:50	0.00	0.00	0.00	0:13:50	0.00	0.00	0.00	0:20:50	0.00	0.00	0.00	0:27:50	0.00	0.00	0.00	0:34:50	0.00	0.00	0.00

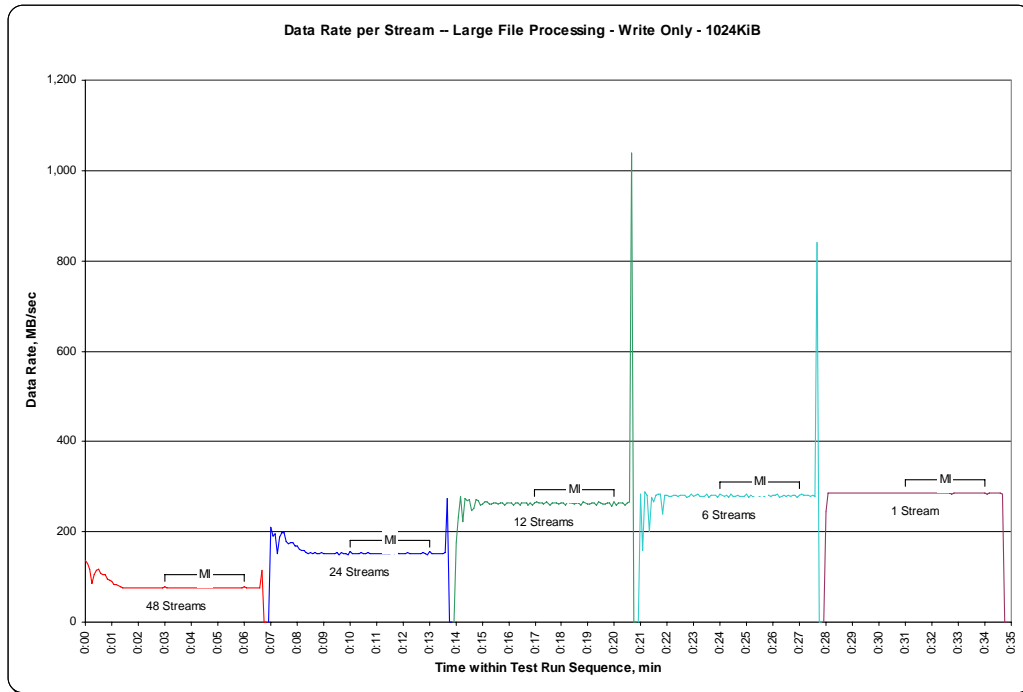
### SPC-2 “Large File Processing/WRITE ONLY/1024 KiB Transfer Size” Average Data Rate Graph – Complete Test Run



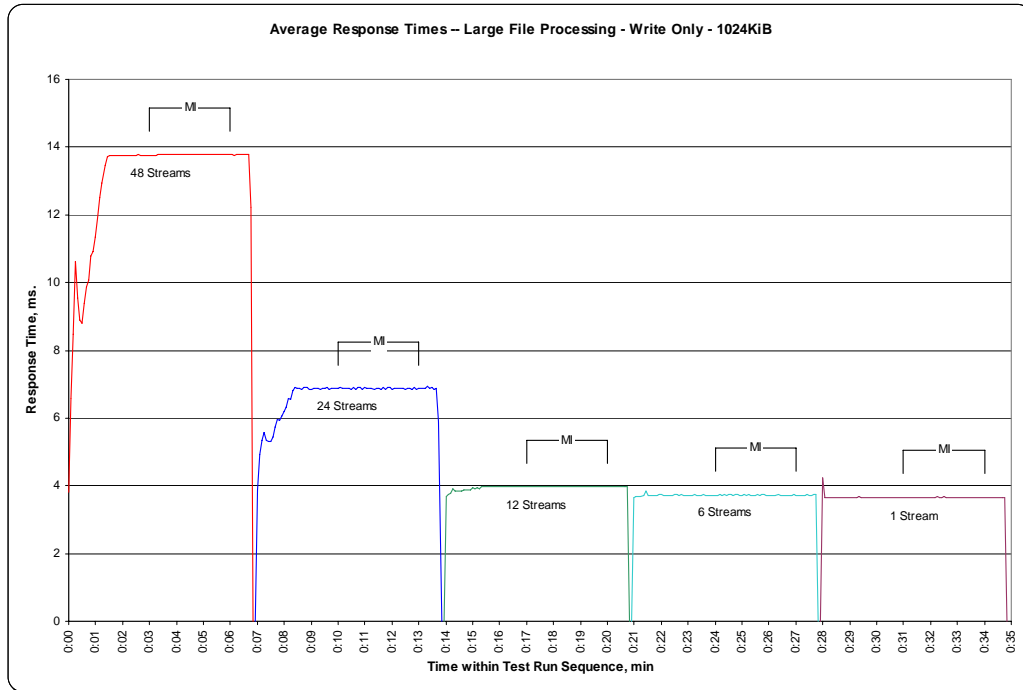
### SPC-2 “Large File Processing/ WRITE ONLY /1024 KiB Transfer Size” Average Data Rate Graph – Measurement Interval (MI) Only



### SPC-2 “Large File Processing/ WRITE ONLY /1024 KiB Transfer Size” Average Data Rate per Stream Graph



### SPC-2 “Large File Processing/ WRITE ONLY /1024 KiB Transfer Size” Average Response Time Graph



**SPC-2 “Large File Processing/ WRITE ONLY /256 KiB Transfer Size” Test Run Data – Ramp-Up Period**

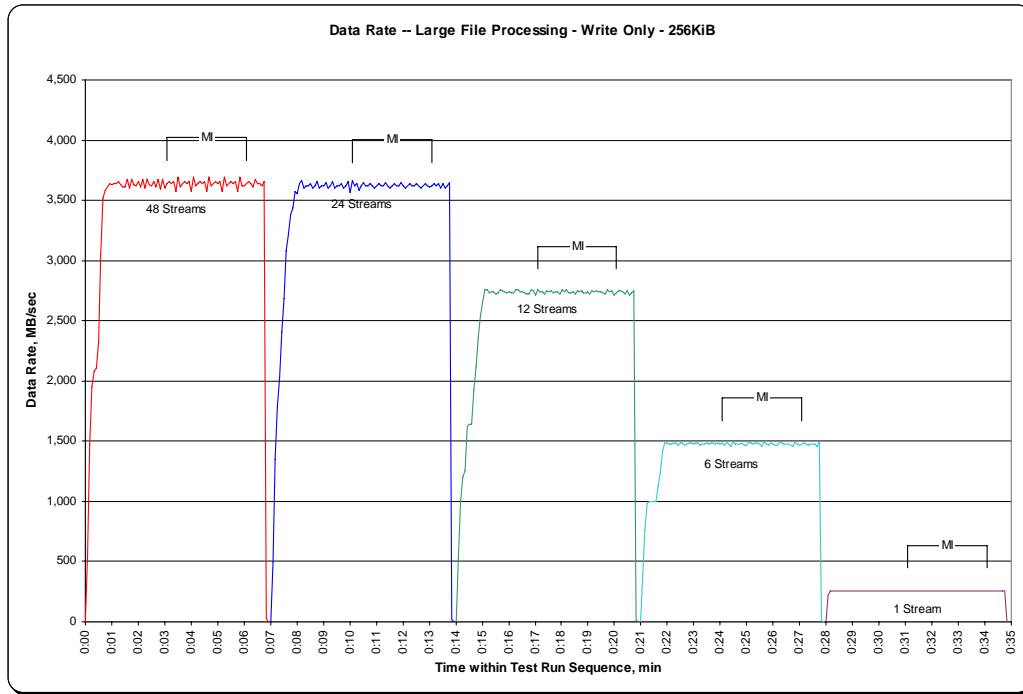
TR6				TR7				TR8				TR9				TR10			
Test Run Sequence Time	Data Rate, MB/sec	Data Rate / Stream, MB/sec	Response Time, ms	Test Run Sequence Time	Data Rate, MB/sec	Data Rate / Stream, MB/sec	Response Time, ms	Test Run Sequence Time	Data Rate, MB/sec	Data Rate / Stream, MB/sec	Response Time, ms	Test Run Sequence Time	Data Rate, MB/sec	Data Rate / Stream, MB/sec	Response Time, ms	Test Run Sequence Time	Data Rate, MB/sec	Data Rate / Stream, MB/sec	Response Time, ms
0:00:00	0.00	0.00	0.00	0:07:00	0.00	0.00	0.00	0:14:00	0.00	0.00	0.00	0:21:00	0.00	0.00	0.00	0:28:00	0.00	0.00	0.00
0:00:05	564.97	188.32	1.03	0:07:05	491.68	122.92	1.03	0:14:05	524.18	131.05	1.04	0:21:05	366.63	122.21	1.03	0:28:05	220.99	220.99	1.17
0:00:10	1,462.71	162.52	1.16	0:07:10	1,347.47	192.50	1.11	0:14:10	999.87	199.97	1.05	0:21:10	756.23	189.06	1.04	0:28:10	255.07	255.07	1.01
0:00:15	1,948.99	162.42	1.38	0:07:15	1,787.30	178.73	1.25	0:14:15	1,196.48	239.30	1.08	0:21:15	983.51	245.88	1.07	0:28:15	255.01	255.01	1.01
0:00:20	2,084.94	122.64	1.85	0:07:20	2,029.36	156.10	1.44	0:14:20	1,253.31	179.04	1.09	0:21:20	1,000.24	250.06	1.03	0:28:20	254.96	254.96	1.01
0:00:25	2,108.21	91.66	2.55	0:07:25	2,410.26	172.16	1.48	0:14:25	1,619.95	231.42	1.12	0:21:25	1,002.44	250.61	1.04	0:28:25	254.80	254.80	1.01
0:00:30	2,330.46	89.63	2.78	0:07:30	2,681.37	167.59	1.44	0:14:30	1,643.80	234.83	1.10	0:21:30	994.73	248.68	1.03	0:28:30	254.86	254.86	1.01
0:00:35	3,054.45	98.53	2.46	0:07:35	3,079.51	171.08	1.43	0:14:35	1,645.01	235.00	1.10	0:21:35	995.73	248.93	1.04	0:28:35	254.96	254.96	1.01
0:00:40	3,516.45	103.43	2.41	0:07:40	3,214.36	169.18	1.44	0:14:40	1,927.60	214.18	1.10	0:21:40	1,130.26	226.05	1.03	0:28:40	254.54	254.54	1.02
0:00:45	3,579.79	105.29	2.46	0:07:45	3,377.78	177.78	1.46	0:14:45	2,119.28	235.48	1.10	0:21:45	1,249.27	249.85	1.04	0:28:45	255.01	255.01	1.01
0:00:50	3,611.19	103.18	2.49	0:07:50	3,437.18	171.86	1.47	0:14:50	2,361.34	214.67	1.11	0:21:50	1,419.46	236.58	1.04	0:28:50	255.12	255.12	1.01
0:00:55	3,642.28	98.44	2.58	0:07:55	3,575.38	162.52	1.55	0:14:55	2,535.88	230.53	1.12	0:21:55	1,486.67	247.78	1.05	0:28:55	254.80	254.80	1.01
0:01:00	3,625.56	90.64	2.73	0:08:00	3,556.25	154.62	1.60	0:15:00	2,654.47	221.21	1.13	0:22:00	1,484.78	247.46	1.05	0:29:00	254.91	254.91	1.01
0:01:05	3,633.94	88.63	2.94	0:08:05	3,637.41	151.56	1.71	0:15:05	2,759.22	229.94	1.13	0:22:05	1,471.57	245.26	1.05	0:29:05	255.07	255.07	1.01
0:01:10	3,636.57	86.58	2.99	0:08:10	3,661.99	152.58	1.72	0:15:10	2,754.45	229.54	1.13	0:22:10	1,472.20	245.37	1.05	0:29:10	254.91	254.91	1.01
0:01:15	3,652.61	83.01	3.07	0:08:15	3,598.08	149.92	1.72	0:15:15	2,732.64	227.72	1.14	0:22:15	1,484.26	247.38	1.05	0:29:15	254.86	254.86	1.01
0:01:20	3,632.84	80.73	3.18	0:08:20	3,621.05	150.88	1.72	0:15:20	2,738.57	228.21	1.13	0:22:20	1,487.20	247.87	1.05	0:29:20	255.12	255.12	1.01
0:01:25	3,609.46	78.47	3.23	0:08:25	3,620.63	150.86	1.72	0:15:25	2,740.35	228.36	1.13	0:22:25	1,466.17	244.36	1.05	0:29:25	255.01	255.01	1.01
0:01:30	3,611.09	75.23	3.38	0:08:30	3,640.45	151.69	1.72	0:15:30	2,721.37	226.78	1.13	0:22:30	1,486.67	247.78	1.05	0:29:30	255.01	255.01	1.01
0:01:35	3,672.95	76.52	3.45	0:08:35	3,601.49	150.06	1.72	0:15:35	2,728.45	227.37	1.13	0:22:35	1,482.90	247.15	1.05	0:29:35	254.91	254.91	1.01
0:01:40	3,599.55	74.99	3.44	0:08:40	3,620.00	150.83	1.72	0:15:40	2,756.71	229.73	1.13	0:22:40	1,467.53	244.59	1.05	0:29:40	255.01	255.01	1.01
0:01:45	3,676.57	76.60	3.44	0:08:45	3,658.85	152.45	1.72	0:15:45	2,749.79	229.15	1.13	0:22:45	1,477.97	246.33	1.05	0:29:45	254.96	254.96	1.01
0:01:50	3,633.47	75.70	3.44	0:08:50	3,600.81	150.03	1.72	0:15:50	2,739.30	228.27	1.13	0:22:50	1,481.11	246.85	1.05	0:29:50	255.22	255.22	1.01
0:01:55	3,617.69	75.37	3.44	0:08:55	3,621.83	150.91	1.72	0:15:55	2,735.26	227.94	1.13	0:22:55	1,482.37	247.06	1.05	0:29:55	254.96	254.96	1.01
0:02:00	3,656.59	76.18	3.44	0:09:00	3,620.26	150.84	1.72	0:16:00	2,740.61	228.38	1.13	0:23:00	1,471.83	245.31	1.05	0:30:00	255.22	255.22	1.01
0:02:05	3,613.34	75.28	3.44	0:09:05	3,644.90	151.87	1.72	0:16:05	2,728.55	227.38	1.13	0:23:05	1,481.06	246.84	1.05	0:30:05	254.91	254.91	1.01
0:02:10	3,675.63	76.58	3.44	0:09:10	3,598.56	149.94	1.72	0:16:10	2,727.29	227.27	1.14	0:23:10	1,482.42	247.07	1.05	0:30:10	255.22	255.22	1.01
0:02:15	3,598.61	74.97	3.44	0:09:15	3,617.01	150.71	1.72	0:16:15	2,756.18	229.68	1.14	0:23:15	1,468.85	244.81	1.05	0:30:15	255.17	255.17	1.01
0:02:20	3,676.15	76.59	3.44	0:09:20	3,658.38	152.43	1.72	0:16:20	2,755.08	229.59	1.13	0:23:20	1,476.55	246.09	1.05	0:30:20	254.96	254.96	1.01
0:02:25	3,633.47	75.70	3.44	0:09:25	3,602.80	150.12	1.72	0:16:25	2,737.31	228.11	1.13	0:23:25	1,476.55	246.09	1.05	0:30:25	255.17	255.17	1.01
0:02:30	3,619.89	75.41	3.44	0:09:30	3,622.04	150.92	1.72	0:16:30	2,737.94	228.16	1.13	0:23:30	1,485.62	247.60	1.05	0:30:30	255.22	255.22	1.01
0:02:35	3,657.43	76.20	3.44	0:09:35	3,616.80	150.70	1.72	0:16:35	2,730.86	227.57	1.14	0:23:35	1,473.30	245.55	1.05	0:30:35	255.01	255.01	1.01
0:02:40	3,614.60	75.30	3.44	0:09:40	3,642.18	151.76	1.72	0:16:40	2,723.62	226.97	1.13	0:23:40	1,480.22	246.70	1.05	0:30:40	255.17	255.17	1.01
0:02:45	3,677.83	76.62	3.44	0:09:45	3,599.87	149.99	1.72	0:16:45	2,722.21	226.85	1.14	0:23:45	1,483.21	247.20	1.05	0:30:45	255.01	255.01	1.01
0:02:50	3,596.04	74.92	3.44	0:09:50	3,620.05	150.84	1.72	0:16:50	2,760.17	230.01	1.13	0:23:50	1,474.25	245.71	1.05	0:30:50	254.96	254.96	1.01
0:02:55	3,675.52	76.57	3.44	0:09:55	3,659.90	152.50	1.72	0:16:55	2,751.31	229.28	1.13	0:23:55	1,482.21	247.04	1.05	0:30:55	254.86	254.86	1.01
0:03:00	3,604.43	75.09	3.44	0:10:00	3,565.94	148.58	1.72	0:17:00	2,709.94	225.83	1.13	0:24:00	1,474.14	245.69	1.05	0:31:00	254.38	254.38	1.01

**SPC-2 “Large File Processing/ WRITE ONLY /256 KiB Transfer Size” Test Run Data  
Measurement Interval, Run-Out, and Ramp-Down Periods**

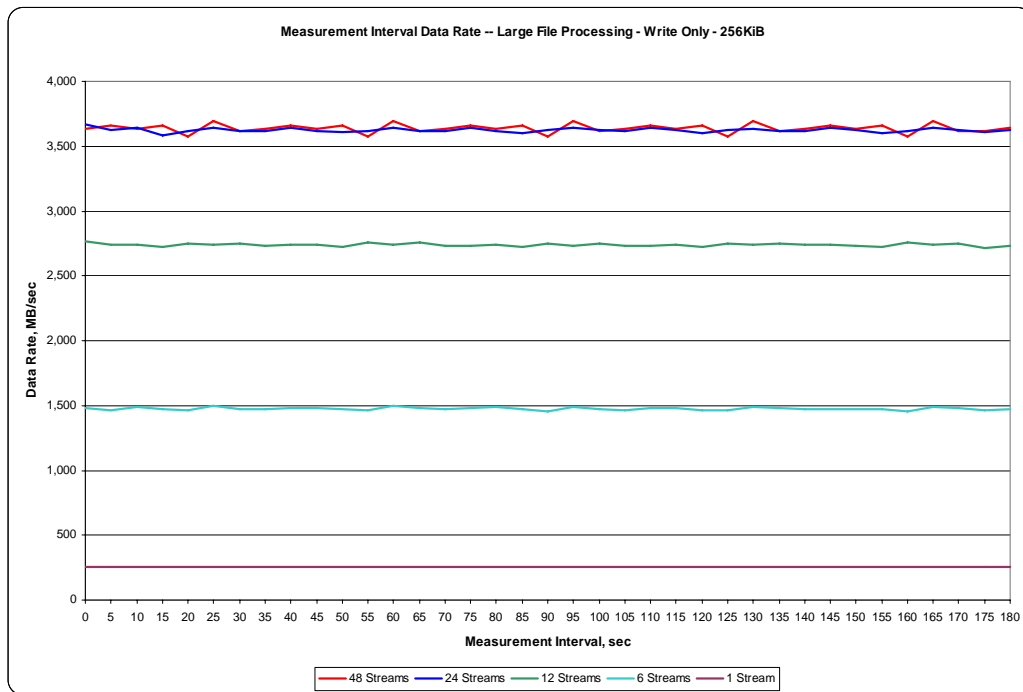
TR6				TR7				TR8				TR9				TR10			
Test Run Sequence Time	48 Streams		Response Time, ms	Test Run Sequence Time	24 Streams		Response Time, ms	Test Run Sequence Time	12 Streams		Response Time, ms	Test Run Sequence Time	6 Streams		Response Time, ms	Test Run Sequence Time	1 Stream		
	Data Rate, MB/sec	Data Rate / Stream, MB/sec			Data Rate, MB/sec	Data Rate / Stream, MB/sec			Data Rate, MB/sec	Data Rate / Stream, MB/sec			Data Rate, MB/sec	Data Rate / Stream, MB/sec			Data Rate, MB/sec	Data Rate / Stream, MB/sec	Data Rate, MB/sec
0:03:05	3,637.30	75.78	3.44	0:10:05	3,664.04	152.67	1.72	0:17:05	2,762.26	230.19	1.13	0:24:05	1,484.68	247.45	1.05	0:31:05	255.85	255.85	1.01
0:03:10	3,657.01	76.19	3.44	0:10:10	3,623.35	150.97	1.72	0:17:10	2,738.78	228.23	1.13	0:24:10	1,465.28	244.21	1.05	0:31:10	253.02	253.02	1.02
0:03:15	3,635.05	75.73	3.44	0:10:15	3,640.13	151.67	1.72	0:17:15	2,739.46	228.29	1.13	0:24:15	1,489.76	248.29	1.05	0:31:15	255.90	255.90	1.01
0:03:20	3,657.80	76.20	3.44	0:10:20	3,579.63	149.15	1.72	0:17:20	2,720.48	226.71	1.13	0:24:20	1,471.36	245.23	1.05	0:31:20	255.28	255.28	1.01
0:03:25	3,577.90	74.54	3.44	0:10:25	3,618.74	150.78	1.72	0:17:25	2,748.79	229.07	1.14	0:24:25	1,460.72	243.45	1.05	0:31:25	255.01	255.01	1.01
0:03:30	3,694.29	76.96	3.44	0:10:30	3,643.59	151.82	1.72	0:17:30	2,739.67	228.31	1.13	0:24:30	1,493.64	248.94	1.05	0:31:30	254.96	254.96	1.01
0:03:35	3,613.81	75.29	3.44	0:10:35	3,617.17	150.72	1.72	0:17:35	2,751.20	229.27	1.13	0:24:35	1,474.35	245.73	1.05	0:31:35	254.91	254.91	1.01
0:03:40	3,637.61	75.78	3.44	0:10:40	3,616.75	150.70	1.72	0:17:40	2,734.53	227.88	1.13	0:24:40	1,476.24	246.04	1.05	0:31:40	254.86	254.86	1.01
0:03:45	3,656.17	76.17	3.44	0:10:45	3,640.60	151.69	1.72	0:17:45	2,738.72	228.23	1.13	0:24:45	1,480.12	246.69	1.05	0:31:45	255.07	255.07	1.01
0:03:50	3,635.31	75.74	3.44	0:10:50	3,618.79	150.78	1.72	0:17:50	2,738.78	228.23	1.13	0:24:50	1,481.59	246.93	1.05	0:31:50	255.22	255.22	1.01
0:03:55	3,657.28	76.19	3.44	0:10:55	3,605.11	150.21	1.72	0:17:55	2,723.94	226.99	1.13	0:24:55	1,468.69	244.78	1.05	0:31:55	254.80	254.80	1.01
0:04:00	3,576.95	74.52	3.44	0:11:00	3,619.58	150.82	1.72	0:18:00	2,754.71	229.56	1.13	0:25:00	1,465.80	244.30	1.05	0:32:00	254.96	254.96	1.01
0:04:05	3,693.14	76.94	3.44	0:11:05	3,639.24	151.64	1.72	0:18:05	2,738.83	228.24	1.13	0:25:05	1,496.00	249.33	1.05	0:32:05	254.96	254.96	1.02
0:04:10	3,620.00	75.42	3.44	0:11:10	3,617.74	150.74	1.72	0:18:10	2,757.39	229.78	1.13	0:25:10	1,480.54	246.76	1.05	0:32:10	254.65	254.65	1.01
0:04:15	3,636.20	75.75	3.44	0:11:15	3,615.70	150.65	1.72	0:18:15	2,734.16	227.85	1.14	0:25:15	1,473.83	245.64	1.05	0:32:15	255.12	255.12	1.01
0:04:20	3,655.39	76.15	3.44	0:11:20	3,645.16	151.88	1.72	0:18:20	2,735.26	227.94	1.13	0:25:20	1,480.22	246.70	1.05	0:32:20	254.91	254.91	1.01
0:04:25	3,636.88	75.77	3.44	0:11:25	3,620.31	150.85	1.72	0:18:25	2,737.78	228.15	1.13	0:25:25	1,485.62	247.60	1.05	0:32:25	255.22	255.22	1.01
0:04:30	3,656.80	76.18	3.44	0:11:30	3,597.87	149.91	1.72	0:18:30	2,720.32	226.69	1.13	0:25:30	1,476.13	246.02	1.05	0:32:30	255.49	255.49	1.01
0:04:35	3,574.07	74.46	3.44	0:11:35	3,622.20	150.93	1.72	0:18:35	2,749.47	229.12	1.14	0:25:35	1,458.88	243.15	1.05	0:32:35	254.96	254.96	1.01
0:04:40	3,695.86	77.00	3.44	0:11:40	3,638.77	151.62	1.72	0:18:40	2,735.79	227.98	1.13	0:25:40	1,493.22	248.87	1.05	0:32:40	254.86	254.86	1.01
0:04:45	3,615.86	75.33	3.44	0:11:45	3,621.94	150.91	1.72	0:18:45	2,748.63	229.05	1.14	0:25:45	1,473.88	245.65	1.05	0:32:45	254.86	254.86	1.01
0:04:50	3,637.04	75.77	3.44	0:11:50	3,617.95	150.75	1.72	0:18:50	2,732.90	227.74	1.14	0:25:50	1,468.06	244.68	1.05	0:32:50	254.91	254.91	1.01
0:04:55	3,656.28	76.17	3.44	0:11:55	3,643.54	151.81	1.72	0:18:55	2,733.48	227.79	1.14	0:25:55	1,481.22	246.87	1.05	0:32:55	254.96	254.96	1.01
0:05:00	3,635.10	75.73	3.44	0:12:00	3,622.67	150.94	1.72	0:19:00	2,739.40	228.28	1.13	0:26:00	1,477.97	246.33	1.05	0:33:00	255.01	255.01	1.01
0:05:05	3,655.97	76.17	3.44	0:12:05	3,600.50	150.02	1.72	0:19:05	2,720.11	226.68	1.13	0:26:05	1,464.07	244.01	1.06	0:33:05	255.17	255.17	1.01
0:05:10	3,576.12	74.50	3.44	0:12:10	3,622.36	150.93	1.72	0:19:10	2,748.58	229.05	1.14	0:26:10	1,463.92	243.99	1.05	0:33:10	255.22	255.22	1.01
0:05:15	3,695.29	76.99	3.44	0:12:15	3,637.82	151.58	1.72	0:19:15	2,742.03	228.50	1.13	0:26:15	1,489.66	248.28	1.05	0:33:15	254.86	254.86	1.01
0:05:20	3,617.64	75.37	3.44	0:12:20	3,619.79	150.82	1.72	0:19:20	2,750.21	229.18	1.13	0:26:20	1,483.58	247.26	1.05	0:33:20	255.17	255.17	1.01
0:05:25	3,635.78	75.75	3.44	0:12:25	3,618.06	150.75	1.72	0:19:25	2,736.78	228.07	1.13	0:26:25	1,475.45	245.91	1.05	0:33:25	255.28	255.28	1.01
0:05:30	3,656.07	76.17	3.44	0:12:30	3,638.56	151.61	1.72	0:19:30	2,740.35	228.36	1.13	0:26:30	1,473.72	245.62	1.05	0:33:30	255.38	255.38	1.01
0:05:35	3,635.20	75.73	3.44	0:12:35	3,623.30	150.97	1.72	0:19:35	2,735.63	227.97	1.13	0:26:35	1,475.35	245.89	1.06	0:33:35	255.28	255.28	1.01
0:05:40	3,657.17	76.19	3.44	0:12:40	3,600.55	150.02	1.72	0:19:40	2,721.68	226.81	1.13	0:26:40	1,470.73	245.12	1.05	0:33:40	255.01	255.01	1.01
0:05:45	3,577.58	74.53	3.44	0:12:45	3,620.68	150.86	1.72	0:19:45	2,755.82	229.65	1.13	0:26:45	1,459.25	243.21	1.05	0:33:45	254.91	254.91	1.01
0:05:50	3,696.07	77.00	3.44	0:12:50	3,639.61	151.65	1.72	0:19:50	2,738.83	228.24	1.13	0:26:50	1,490.55	248.43	1.05	0:33:50	254.86	254.86	1.01
0:05:55	3,616.80	75.35	3.44	0:12:55	3,622.93	150.96	1.72	0:19:55	2,750.05	229.17	1.13	0:26:55	1,480.01	246.67	1.05	0:33:55	255.28	255.28	1.01
0:06:00	3,618.74	75.39	3.44	0:13:00	3,607.36	150.31	1.72	0:20:00	2,713.82	226.15	1.14	0:27:00	1,465.44	244.24	1.05	0:34:00	254.49	254.49	1.01
0:06:05	3,642.07	75.88	3.44	0:13:05	3,623.67	150.99	1.72	0:20:05	2,728.81	227.40	1.13	0:27:05	1,473.04	245.51	1.05	0:34:05	255.90	255.90	1.01
0:06:10	3,654.65	76.14	3.44	0:13:10	3,639.03	151.63	1.72	0:20:10	2,752.46	229.37	1.13	0:27:10	1,488.82	248.14	1.05	0:34:10	255.33	255.33	1.01
0:06:15	3,634.15	75.71	3.44	0:13:15	3,620.10	150.84	1.72	0:20:15	2,749.26	229.11	1.13	0:27:15	1,478.86	246.48	1.05	0:34:15	254.96	254.96	1.01
0:06:20	3,614.70	75.31	3.44	0:13:20	3,639.66	151.65	1.72	0:20:20	2,739.46	228.29	1.13	0:27:20	1,468.74	244.79	1.05	0:34:20	255.07	255.07	1.01
0:06:25	3,677.30	76.61	3.44	0:13:25	3,601.33	150.06	1.72	0:20:25	2,723.36	226.95	1.13	0:27:25	1,478.23	246.37	1.05	0:34:25	255.12	255.12	1.01
0:06:30	3,639.35	75.82	3.44	0:13:30	3,638.82	151.62	1.72	0:20:30	2,747.22	228.93	1.14	0:27:30	1,479.54	246.59	1.05	0:34:30	255.07	255.07	1.01
0:06:35	3,636.36	75.76	3.44	0:13:35	3,599.87	149.99	1.72	0:20:35	2,717.17	226.43	1.14	0:27:35	1,475.82	245.97	1.05	0:34:35	255.33	255.33	1.01
0:06:40	3,618.16	75.38	3.44	0:13:40	3,620.63	150.86	1.72	0:20:40	2,733.01	227.75	1.14	0:27:40	1,457.52	242.92	1.05	0:34:40	255.12	255.12	1.01
0:06:45	3,656.54	87.06	3.42	0:13:45	3,649.25	202.74	1.71	0:20:45	2,747.64	305.29	1.13	0:27:45	1,496.48	299.30	1.05	0:34:45	254.86	254.86	1.01
0:06:50	23.65	0.00	2.30	0:13:50	22.49	0.00	1.19	0:20:50	17.25	0.00	1.05	0:27:50	10.85	0.00	1.02	0:34:50	0.89	0.00	1.01
0:06:55	0.00	0.00	0.00	0:13:55	0.00	0.00	0.00	0:20:55	0.00	0.00	0.00	0:27:55	0.00	0.00	0.00	0:34:55	0.00	0.00	0.00



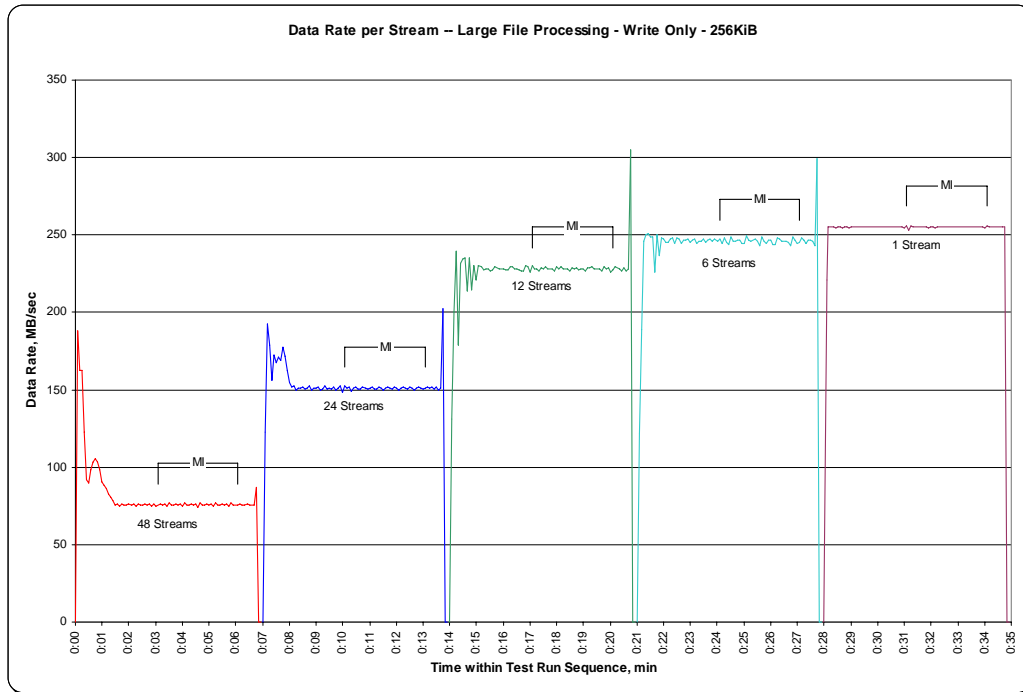
### SPC-2 “Large File Processing/ WRITE ONLY /256 KiB Transfer Size” Average Data Rate Graph – Complete Test Run



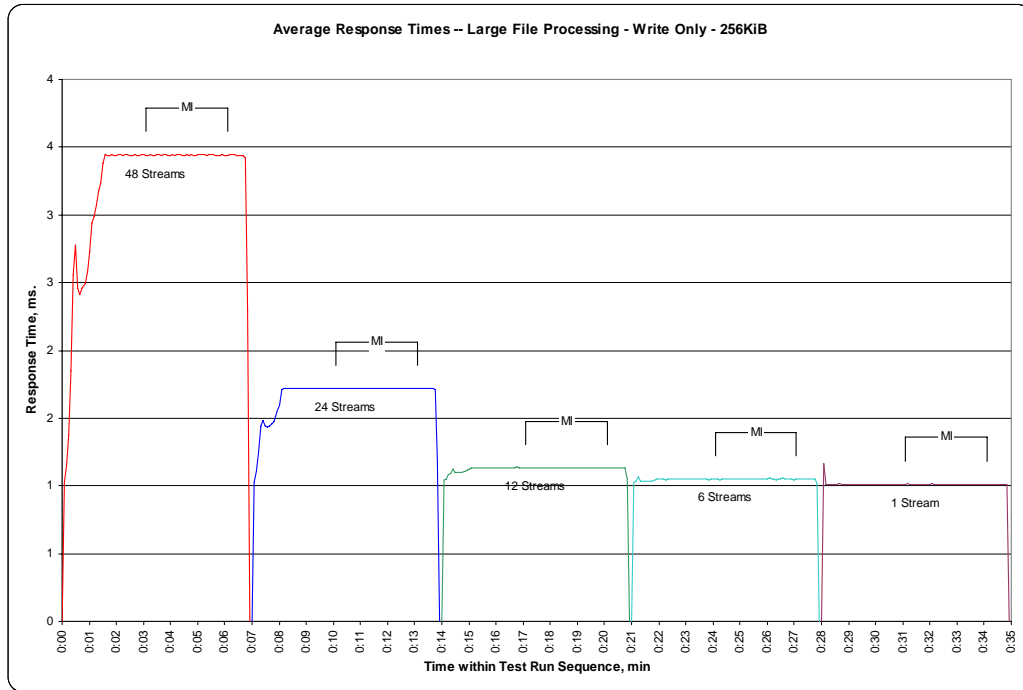
### SPC-2 “Large File Processing/ WRITE ONLY /256 KiB Transfer Size” Average Data Rate Graph – Measurement Interval (MI) Only



### SPC-2 “Large File Processing/ WRITE ONLY /256 KiB Transfer Size” Average Data Rate per Stream Graph



### SPC-2 “Large File Processing/ WRITE ONLY /256 KiB Transfer Size” Average Response Time Graph



## Large File Processing Test – READ-WRITE Test Phase

### Clause 10.6.8.1.2

1. A table that will contain the following information for each "READ-WRITE, 1024 KiB Transfer Size" Test Run:
  - The number of Streams specified.
  - The average data rate, average data rate per stream, and average Response Time reported at five second intervals.
2. Average Data Rate (intervals), Average Data Rate per Stream (intervals), and Average Response Time (intervals) graphs for the "READ-WRITE, 1024 KiB Transfer Size" Test Runs as specified in Clauses 10.1.4 – 10.1.6.
3. A table that will contain the following information for each "READ-WRITE, 256 KiB Transfer Size" Test Run:
  - The number of Streams specified.
  - The average data rate, average data rate per stream, and average Response Time reported at five second intervals.
4. Average Data Rate (intervals), Average Data Rate per Stream (intervals), and Average Response Time (intervals) graphs for the "READ-WRITE, 256 KiB Transfer Size" Test Runs as specified in Clauses 10.1.4 – 10.1.6.

The SPC-2 "Large File Processing/READ-WRITE/1024 KiB Transfer Size" Test Run data is contained in the table that appears on the next page. That table is followed by graphs illustrating the average Data Rate, average Data Rate per Stream, and average Response Time produced by the same Test Runs. The table and graphs present the data at five-second intervals.

Immediately following the SPC-2 "Large File Processing/ READ-WRITE /1024 KiB Transfer Size" table and graphs will be the SPC-2 "Large File Processing/ READ-WRITE /64 KiB Transfer Size" table and graphs. The table contains the Test Run data and the graphs illustrate the average Data Rate, average Data Rate per Stream, and average Response Time produced by the Test Runs.

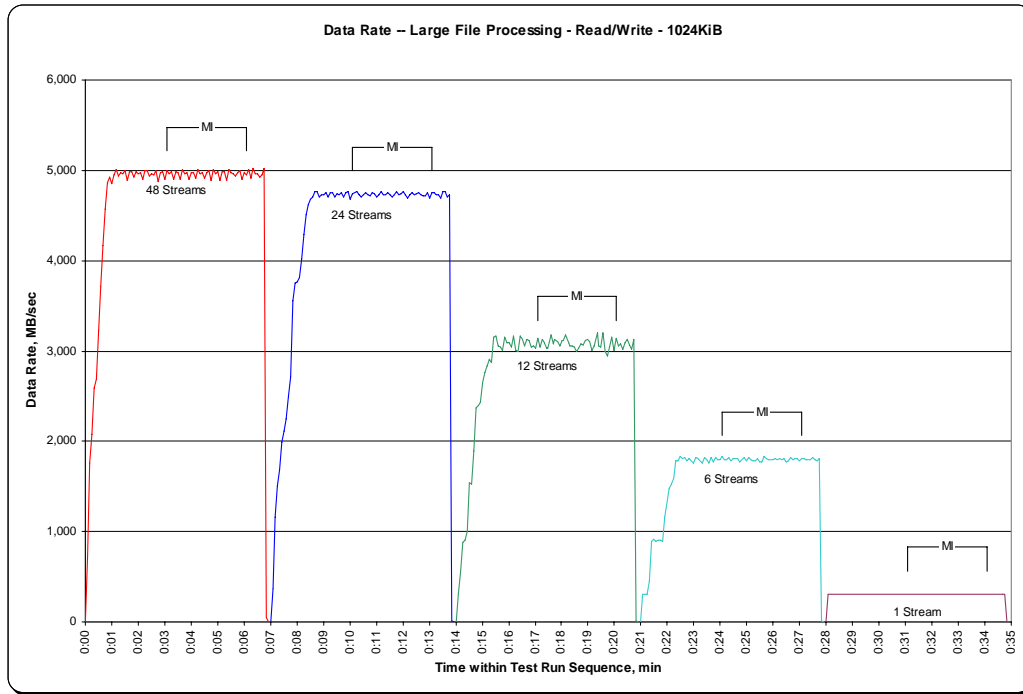
**SPC-2 “Large File Processing/READ-WRITE/1024 KiB Transfer Size” Test Run Data – Ramp-Up Period**

TR11				TR12				TR13				TR14				TR15			
Test Run Sequence Time	48 Streams		Response Time, ms	Test Run Sequence Time	24 Streams		Response Time, ms	Test Run Sequence Time	12 Streams		Response Time, ms	Test Run Sequence Time	6 Streams		Response Time, ms	Test Run Sequence Time	1 Stream		
	Data Rate, MB/sec	Data Rate / Stream, MB/sec			Data Rate, MB/sec	Data Rate / Stream, MB/sec			Data Rate, MB/sec	Data Rate / Stream, MB/sec			Data Rate, MB/sec	Data Rate / Stream, MB/sec			Data Rate, MB/sec	Data Rate / Stream, MB/sec	
0:00:00	0.00	0.00	0.00	0:07:00	0.00	0.00	0.00	0:14:00	0.00	0.00	0.00	0:21:00	0.00	0.00	0.00	0:28:00	0.00	0.00	0.00
0:00:05	730.86	121.81	5.58	0:07:05	363.86	121.29	4.00	0:14:05	303.46	303.46	3.42	0:21:05	300.94	300.94	3.45	0:28:05	303.46	303.46	3.43
0:00:10	1,755.32	159.57	5.71	0:07:10	1,162.24	232.45	3.77	0:14:10	548.41	182.80	3.62	0:21:10	306.18	306.18	3.41	0:28:10	306.60	306.60	3.40
0:00:15	2,075.55	138.37	6.27	0:07:15	1,503.24	250.54	4.11	0:14:15	882.48	294.16	3.59	0:21:15	301.78	301.78	3.46	0:28:15	304.51	304.51	3.43
0:00:20	2,591.24	123.39	7.21	0:07:20	1,681.71	210.21	4.25	0:14:20	909.95	303.32	3.44	0:21:20	448.58	149.53	3.44	0:28:20	306.18	306.18	3.41
0:00:25	2,683.52	111.81	8.85	0:07:25	1,988.10	220.90	4.65	0:14:25	999.08	199.82	3.74	0:21:25	892.97	297.66	3.50	0:28:25	305.14	305.14	3.42
0:00:30	3,225.00	111.21	8.68	0:07:30	2,110.57	191.87	4.91	0:14:30	1,539.31	256.55	4.00	0:21:30	921.07	307.02	3.44	0:28:30	306.81	306.81	3.40
0:00:35	3,719.51	116.23	8.52	0:07:35	2,243.95	204.00	5.13	0:14:35	1,529.24	254.87	4.09	0:21:35	889.61	296.54	3.46	0:28:35	307.23	307.23	3.40
0:00:40	4,170.19	119.15	8.33	0:07:40	2,492.05	191.70	5.16	0:14:40	1,894.15	236.77	4.01	0:21:40	908.91	302.97	3.46	0:28:40	304.72	304.72	3.43
0:00:45	4,570.74	120.28	8.34	0:07:45	2,708.26	208.33	4.99	0:14:45	2,368.52	263.17	3.88	0:21:45	907.02	302.34	3.48	0:28:45	307.02	307.02	3.40
0:00:50	4,867.28	121.68	8.45	0:07:50	3,552.37	208.96	4.77	0:14:50	2,398.09	266.45	3.88	0:21:50	889.19	296.40	3.46	0:28:50	304.72	304.72	3.43
0:00:55	4,925.58	123.14	8.54	0:07:55	3,750.76	220.63	4.73	0:14:55	2,434.58	270.51	3.88	0:21:55	1,159.10	289.77	3.59	0:28:55	306.39	306.39	3.41
0:01:00	4,855.75	118.43	8.68	0:08:00	3,762.92	221.35	4.72	0:15:00	2,647.23	264.72	3.82	0:22:00	1,319.32	263.86	3.44	0:29:00	304.09	304.09	3.43
0:01:05	4,950.96	117.88	8.70	0:08:05	3,810.11	211.67	4.76	0:15:05	2,759.43	250.86	3.85	0:22:05	1,477.02	295.40	3.51	0:29:05	307.02	307.02	3.40
0:01:10	5,014.29	116.61	9.08	0:08:10	4,016.05	211.37	4.77	0:15:10	2,838.70	258.06	4.01	0:22:10	1,526.10	305.22	3.46	0:29:10	306.18	306.18	3.41
0:01:15	4,934.39	107.27	9.38	0:08:15	4,284.48	204.02	4.79	0:15:15	2,909.80	264.53	4.00	0:22:15	1,590.69	265.11	3.49	0:29:15	304.09	304.09	3.43
0:01:20	4,974.86	105.85	9.88	0:08:20	4,503.21	204.69	4.98	0:15:20	2,869.32	239.11	4.10	0:22:20	1,784.89	297.48	3.51	0:29:20	306.18	306.18	3.41
0:01:25	4,956.83	103.27	9.96	0:08:25	4,615.83	209.81	5.01	0:15:25	3,154.54	262.88	3.95	0:22:25	1,787.40	297.90	3.47	0:29:25	304.72	304.72	3.43
0:01:30	4,993.74	104.04	10.10	0:08:30	4,676.86	194.87	5.16	0:15:30	3,161.25	263.44	3.96	0:22:30	1,834.17	305.69	3.46	0:29:30	307.23	307.23	3.40
0:01:35	4,888.04	101.83	10.18	0:08:35	4,701.19	195.88	5.30	0:15:35	3,050.94	254.24	4.10	0:22:35	1,805.65	300.94	3.47	0:29:35	303.67	303.67	3.44
0:01:40	4,990.80	103.98	10.11	0:08:40	4,762.21	198.43	5.29	0:15:40	3,045.48	253.79	4.14	0:22:40	1,820.75	303.46	3.45	0:29:40	305.97	305.97	3.41
0:01:45	4,981.57	103.78	10.13	0:08:45	4,764.10	198.50	5.29	0:15:45	3,004.17	250.35	4.12	0:22:45	1,789.50	298.25	3.48	0:29:45	307.44	307.44	3.40
0:01:50	4,928.52	102.68	10.13	0:08:50	4,702.44	195.94	5.30	0:15:50	3,152.44	262.70	4.01	0:22:50	1,811.31	301.89	3.47	0:29:50	303.88	303.88	3.44
0:01:55	4,991.64	103.99	10.12	0:08:55	4,723.63	196.82	5.31	0:15:55	3,087.43	257.29	4.08	0:22:55	1,788.87	298.15	3.49	0:29:55	307.44	307.44	3.40
0:02:00	4,959.97	103.33	10.10	0:09:00	4,733.06	197.21	5.30	0:16:00	3,090.57	257.55	4.03	0:23:00	1,761.82	293.64	3.52	0:30:00	304.30	304.30	3.43
0:02:05	4,971.72	103.58	10.14	0:09:05	4,758.02	198.25	5.30	0:16:05	3,048.84	254.07	4.11	0:23:05	1,826.62	304.44	3.45	0:30:05	307.02	307.02	3.40
0:02:10	4,901.46	102.11	10.16	0:09:10	4,702.44	195.94	5.30	0:16:10	3,167.75	263.98	3.98	0:23:10	1,807.12	301.19	3.48	0:30:10	304.51	304.51	3.42
0:02:15	4,993.74	104.04	10.09	0:09:15	4,757.60	198.23	5.30	0:16:15	3,011.72	250.98	4.13	0:23:15	1,787.61	297.94	3.52	0:30:15	307.23	307.23	3.40
0:02:20	5,000.24	104.17	10.12	0:09:20	4,758.65	198.28	5.30	0:16:20	2,997.88	249.82	4.16	0:23:20	1,764.54	294.09	3.53	0:30:20	306.39	306.39	3.41
0:02:25	4,935.65	102.83	10.11	0:09:25	4,707.06	196.13	5.30	0:16:25	3,159.99	263.33	3.98	0:23:25	1,815.29	302.55	3.46	0:30:25	303.46	303.46	3.44
0:02:30	4,966.89	103.48	10.16	0:09:30	4,739.35	197.47	5.29	0:16:30	3,124.55	260.38	4.03	0:23:30	1,797.05	299.51	3.49	0:30:30	307.02	307.02	3.40
0:02:35	4,952.01	103.17	10.11	0:09:35	4,728.24	197.01	5.30	0:16:35	3,050.10	254.17	4.11	0:23:35	1,758.25	293.04	3.52	0:30:35	303.25	303.25	3.44
0:02:40	4,999.40	104.15	10.13	0:09:40	4,752.15	198.01	5.31	0:16:40	3,133.15	261.10	3.99	0:23:40	1,820.96	303.49	3.48	0:30:40	306.81	306.81	3.40
0:02:45	4,881.75	101.70	10.17	0:09:45	4,702.02	195.92	5.30	0:16:45	3,114.48	259.54	4.06	0:23:45	1,777.55	296.26	3.52	0:30:45	306.18	306.18	3.41
0:02:50	4,978.64	103.72	10.13	0:09:50	4,748.37	197.85	5.31	0:16:50	3,044.44	253.70	4.07	0:23:50	1,821.59	303.60	3.46	0:30:50	304.09	304.09	3.43
0:02:55	4,988.91	103.94	10.13	0:09:55	4,760.54	198.36	5.29	0:16:55	3,049.05	254.09	4.09	0:23:55	1,791.18	298.53	3.48	0:30:55	307.44	307.44	3.40
0:03:00	4,898.95	102.06	10.15	0:10:00	4,676.86	194.87	5.31	0:17:00	3,032.69	252.72	4.14	0:24:00	1,798.73	299.79	3.46	0:31:00	304.09	304.09	3.42

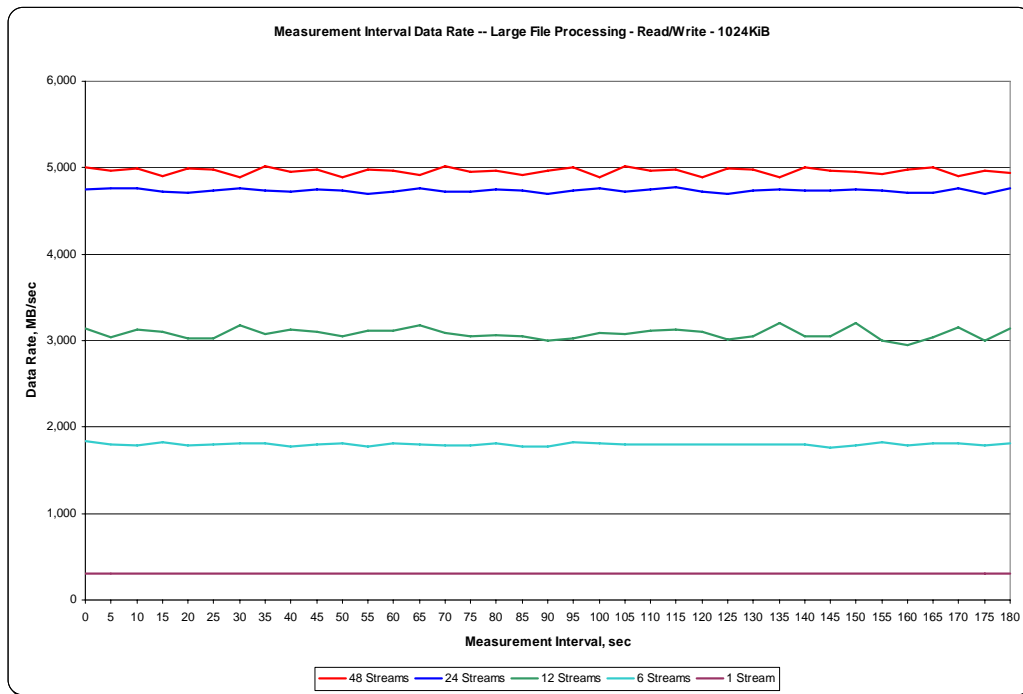
**SPC-2 “Large File Processing/READ-WRITE/1024 KiB Transfer Size” Test Run Data  
 Measurement Interval, Run-Out, and Ramp-Down Periods**

TR11				TR12				TR13				TR14				TR15			
Test Run Sequence Time	48 Streams			Test Run Sequence Time	24 Streams			Test Run Sequence Time	12 Streams			Test Run Sequence Time	6 Streams			Test Run Sequence Time	1 Stream		
	Data Rate, MB/sec	Data Rate / Stream, MB/sec	Response Time, ms		Data Rate, MB/sec	Data Rate / Stream, MB/sec	Response Time, ms		Data Rate, MB/sec	Data Rate / Stream, MB/sec	Response Time, ms		Data Rate, MB/sec	Data Rate / Stream, MB/sec	Response Time, ms		Data Rate, MB/sec	Data Rate / Stream, MB/sec	Response Time, ms
0:03:05	4,998.77	104.14	10.12	0:10:05	4,743.13	197.63	5.30	0:17:05	3,145.10	262.09	4.03	0:24:05	1,833.75	305.62	3.47	0:31:05	307.23	307.23	3.41
0:03:10	4,960.60	103.35	10.12	0:10:10	4,758.86	198.29	5.30	0:17:10	3,036.68	253.06	4.07	0:24:10	1,794.95	299.16	3.48	0:31:10	304.51	304.51	3.43
0:03:15	4,985.77	103.87	10.12	0:10:15	4,760.54	198.36	5.29	0:17:15	3,131.05	260.92	4.02	0:24:15	1,792.44	298.74	3.48	0:31:15	307.02	307.02	3.40
0:03:20	4,906.29	102.21	10.14	0:10:20	4,724.04	196.84	5.31	0:17:20	3,096.03	258.00	4.07	0:24:20	1,821.59	303.60	3.46	0:31:20	307.23	307.23	3.40
0:03:25	4,987.24	103.90	10.13	0:10:25	4,706.85	196.12	5.30	0:17:25	3,025.77	252.15	4.12	0:24:25	1,780.90	296.82	3.47	0:31:25	304.51	304.51	3.43
0:03:30	4,979.48	103.74	10.13	0:10:30	4,730.13	197.09	5.30	0:17:30	3,026.19	252.18	4.12	0:24:30	1,804.81	300.80	3.49	0:31:30	306.18	306.18	3.41
0:03:35	4,895.38	101.99	10.14	0:10:35	4,758.65	198.28	5.30	0:17:35	3,176.77	264.73	3.98	0:24:35	1,813.20	302.20	3.47	0:31:35	304.30	304.30	3.43
0:03:40	5,014.29	104.46	10.11	0:10:40	4,733.06	197.21	5.30	0:17:40	3,081.76	256.81	4.06	0:24:40	1,813.83	302.30	3.47	0:31:40	306.60	306.60	3.41
0:03:45	4,959.14	103.32	10.14	0:10:45	4,721.74	196.74	5.31	0:17:45	3,132.73	261.06	3.97	0:24:45	1,776.92	296.15	3.49	0:31:45	303.25	303.25	3.44
0:03:50	4,977.80	103.70	10.14	0:10:50	4,755.29	198.14	5.30	0:17:50	3,103.58	258.63	4.06	0:24:50	1,794.53	299.09	3.49	0:31:50	306.60	306.60	3.41
0:03:55	4,895.17	101.98	10.17	0:10:55	4,737.26	197.39	5.29	0:17:55	3,055.97	254.66	4.12	0:24:55	1,815.29	302.55	3.48	0:31:55	306.39	306.39	3.41
0:04:00	4,978.64	103.72	10.12	0:11:00	4,699.30	195.80	5.31	0:18:00	3,114.90	259.57	4.00	0:25:00	1,779.22	296.54	3.46	0:32:00	304.51	304.51	3.43
0:04:05	4,972.14	103.59	10.16	0:11:05	4,725.30	196.89	5.31	0:18:05	3,111.12	259.26	4.00	0:25:05	1,818.23	303.04	3.47	0:32:05	307.23	307.23	3.40
0:04:10	4,911.11	102.31	10.09	0:11:10	4,763.89	198.50	5.29	0:18:10	3,182.22	265.18	3.98	0:25:10	1,797.68	299.61	3.51	0:32:10	304.51	304.51	3.43
0:04:15	5,015.55	104.49	10.13	0:11:15	4,726.14	196.92	5.31	0:18:15	3,086.17	257.18	4.05	0:25:15	1,784.26	297.38	3.52	0:32:15	306.81	306.81	3.40
0:04:20	4,956.62	103.26	10.13	0:11:20	4,728.87	197.04	5.30	0:18:20	3,056.18	254.68	4.07	0:25:20	1,786.77	297.80	3.50	0:32:20	304.72	304.72	3.43
0:04:25	4,971.72	103.58	10.14	0:11:25	4,753.19	198.05	5.30	0:18:25	3,061.00	255.08	4.12	0:25:25	1,808.79	301.47	3.48	0:32:25	306.81	306.81	3.40
0:04:30	4,916.77	102.43	10.10	0:11:30	4,734.32	197.26	5.30	0:18:30	3,046.74	253.90	4.13	0:25:30	1,775.03	295.84	3.51	0:32:30	307.65	307.65	3.39
0:04:35	4,971.72	103.58	10.16	0:11:35	4,702.44	195.94	5.30	0:18:35	2,993.89	249.49	4.16	0:25:35	1,776.92	296.15	3.49	0:32:35	304.09	304.09	3.43
0:04:40	5,003.18	104.23	10.11	0:11:40	4,733.06	197.21	5.30	0:18:40	3,026.40	252.20	4.12	0:25:40	1,829.97	305.00	3.46	0:32:40	306.60	306.60	3.40
0:04:45	4,890.98	101.90	10.15	0:11:45	4,763.89	198.50	5.29	0:18:45	3,083.23	256.94	4.11	0:25:45	1,806.70	301.12	3.48	0:32:45	303.88	303.88	3.44
0:04:50	5,014.71	104.47	10.11	0:11:50	4,725.30	196.89	5.31	0:18:50	3,070.86	255.90	4.08	0:25:50	1,802.08	300.35	3.47	0:32:50	306.81	306.81	3.40
0:04:55	4,962.70	103.39	10.11	0:11:55	4,744.60	197.69	5.28	0:18:55	3,121.19	260.10	3.99	0:25:55	1,795.16	299.19	3.47	0:32:55	306.81	306.81	3.40
0:05:00	4,980.74	103.77	10.15	0:12:00	4,769.34	198.72	5.29	0:19:00	3,123.50	260.29	4.03	0:26:00	1,799.15	299.86	3.49	0:33:00	304.30	304.30	3.43
0:05:05	4,892.45	101.93	10.16	0:12:05	4,728.66	197.03	5.30	0:19:05	3,099.80	258.32	4.07	0:26:05	1,803.13	300.52	3.46	0:33:05	307.44	307.44	3.40
0:05:10	4,990.80	103.98	10.09	0:12:10	4,696.99	195.71	5.31	0:19:10	3,011.72	250.98	4.13	0:26:10	1,797.89	299.65	3.46	0:33:10	304.51	304.51	3.43
0:05:15	4,981.78	103.79	10.16	0:12:15	4,731.17	197.13	5.30	0:19:15	3,053.45	254.45	4.08	0:26:15	1,802.50	300.42	3.49	0:33:15	306.81	306.81	3.40
0:05:20	4,891.61	101.91	10.14	0:12:20	4,751.52	197.98	5.30	0:19:20	3,200.04	266.67	3.98	0:26:20	1,799.36	299.89	3.50	0:33:20	304.51	304.51	3.43
0:05:25	5,007.79	104.33	10.14	0:12:25	4,730.97	197.12	5.30	0:19:25	3,051.15	254.26	4.08	0:26:25	1,804.18	300.70	3.50	0:33:25	306.39	306.39	3.41
0:05:30	4,968.78	103.52	10.11	0:12:30	4,739.14	197.46	5.29	0:19:30	3,048.42	254.04	4.08	0:26:30	1,766.85	294.48	3.52	0:33:30	307.44	307.44	3.40
0:05:35	4,955.99	103.25	10.12	0:12:35	4,753.19	198.05	5.30	0:19:35	3,201.51	266.79	3.94	0:26:35	1,788.87	298.15	3.50	0:33:35	304.72	304.72	3.43
0:05:40	4,931.24	102.73	10.12	0:12:40	4,734.53	197.27	5.30	0:19:40	2,996.62	249.72	4.20	0:26:40	1,823.89	303.98	3.46	0:33:40	306.81	306.81	3.40
0:05:45	4,975.91	103.66	10.14	0:12:45	4,712.09	196.34	5.29	0:19:45	2,946.92	245.58	4.22	0:26:45	1,790.76	298.46	3.45	0:33:45	304.51	304.51	3.43
0:05:50	5,000.03	104.17	10.11	0:12:50	4,716.70	196.53	5.32	0:19:50	3,044.23	253.69	4.09	0:26:50	1,810.68	301.78	3.48	0:33:50	306.60	306.60	3.41
0:05:55	4,897.69	102.04	10.13	0:12:55	4,758.86	198.29	5.29	0:19:55	3,149.92	262.49	4.02	0:26:55	1,813.62	302.27	3.46	0:33:55	304.51	304.51	3.43
0:06:00	4,972.14	103.59	10.16	0:13:00	4,693.01	195.54	5.31	0:20:00	3,005.64	250.47	4.12	0:27:00	1,784.68	297.45	3.47	0:34:00	307.23	307.23	3.40
0:06:05	4,943.62	102.99	10.12	0:13:05	4,756.97	198.21	5.30	0:20:05	3,142.79	261.90	4.00	0:27:05	1,814.46	302.41	3.47	0:34:05	305.97	305.97	3.40
0:06:10	5,008.42	104.34	10.15	0:13:10	4,752.36	198.01	5.30	0:20:10	3,057.44	254.79	4.12	0:27:10	1,813.41	302.23	3.48	0:34:10	304.30	304.30	3.43
0:06:15	4,907.96	102.25	10.13	0:13:15	4,729.71	197.07	5.30	0:20:15	3,077.36	256.45	4.09	0:27:15	1,799.99	300.00	3.48	0:34:15	304.72	304.72	3.41
0:06:20	5,019.53	104.57	10.10	0:13:20	4,732.43	197.18	5.30	0:20:20	3,015.08	251.26	4.15	0:27:20	1,796.84	299.47	3.47	0:34:20	303.88	303.88	3.43
0:06:25	4,956.83	103.27	10.14	0:13:25	4,696.57	195.69	5.31	0:20:25	3,096.44	258.04	4.02	0:27:25	1,796.42	299.40	3.48	0:34:25	307.23	307.23	3.40
0:06:30	4,960.60	103.35	10.12	0:13:30	4,766.83	198.62	5.29	0:20:30	3,126.01	260.50	4.02	0:27:30	1,817.60	302.93	3.50	0:34:30	304.09	304.09	3.43
0:06:35	4,925.79	102.62	10.13	0:13:35	4,762.42	198.43	5.29	0:20:35	3,072.75	256.06	4.08	0:27:35	1,797.26	299.54	3.45	0:34:35	305.35	305.35	3.42
0:06:40	4,948.86	103.10	10.13	0:13:40	4,707.90	196.16	5.30	0:20:40	3,013.82	251.15	4.14	0:27:40	1,779.64	296.61	3.47	0:34:40	307.65	307.65	3.39
0:06:45	5,020.16	125.50	10.10	0:13:45	4,733.06	262.95	5.30	0:20:45	3,124.55	260.76	4.00	0:27:45	1,806.07	301.52	3.49	0:34:45	304.09	304.09	3.42
0:06:50	47.19	0.00	14.05	0:13:50	17.62	0.00	6.35	0:20:50	15.73	0.00	4.07	0:27:50	8.60	0.00	3.41	0:34:50	2.31	0.00	3.35
0:06:55	0.00	0.00	0.00	0:13:55	0.00	0.00	0.00	0:20:55	0.00	0.00	0.00	0:27:55	0.00	0.00	0.00	0:34:55	0.00	0.00	0.00

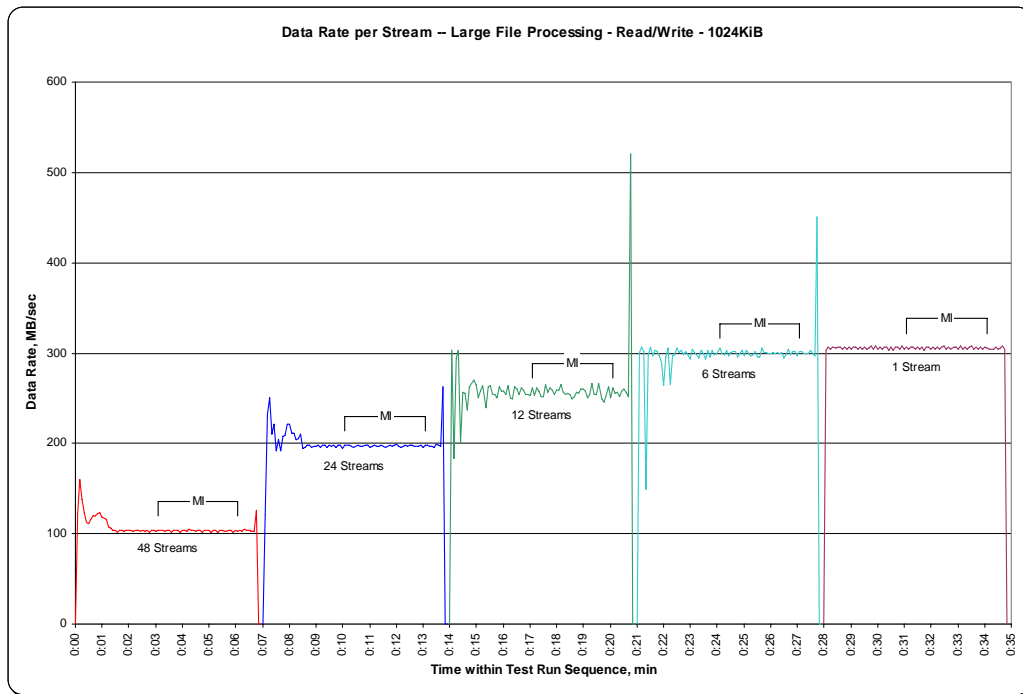
**SPC-2 “Large File Processing/ READ-WRITE/1024 KiB Transfer Size” Average Data Rate Graph – Complete Test Run**



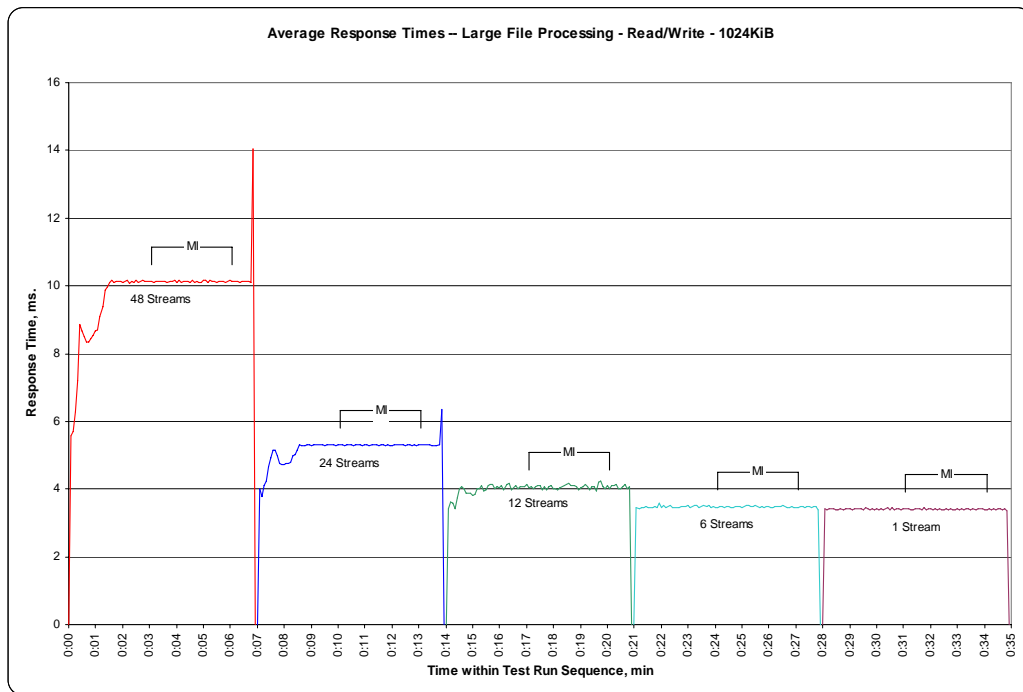
**SPC-2 “Large File Processing/ READ-WRITE/1024 KiB Transfer Size” Average Data Rate Graph – Measurement Interval (MI) Only**



### SPC-2 “Large File Processing/READ-WRITE/1024 KiB Transfer Size” Average Data Rate per Stream Graph



### SPC-2 “Large File Processing/READ-WRITE/1024 KiB Transfer Size” Average Response Time Graph



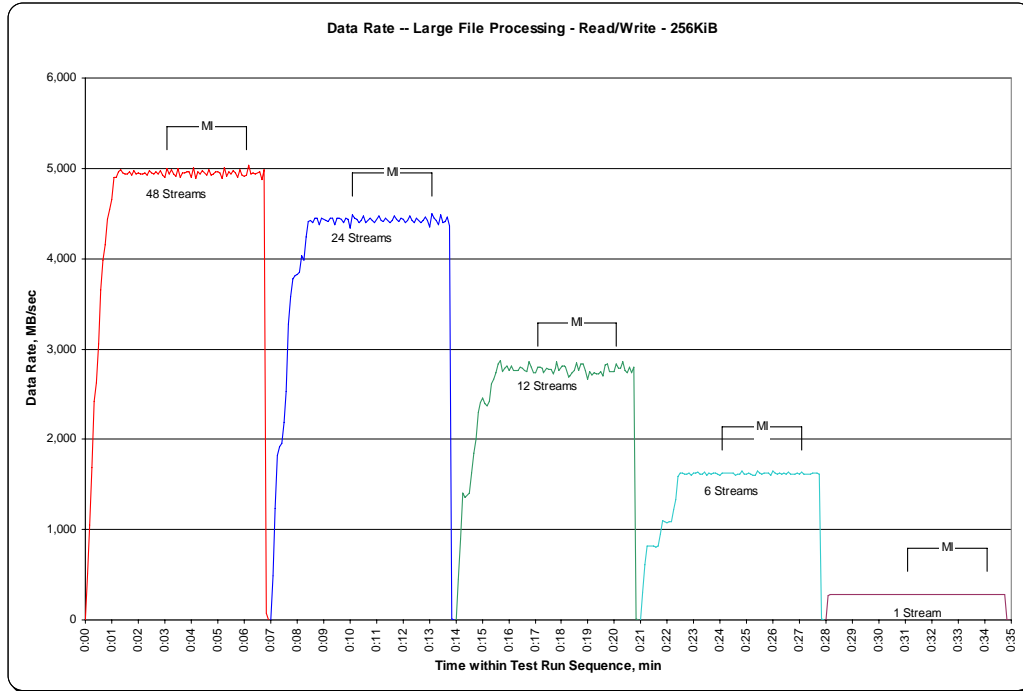
**SPC-2 “Large File Processing/READ-WRITE/256 KiB Transfer Size” Test Run Data - Ramp-Up Period**

TR16				TR17				TR18				TR19				TR20			
Test Run Sequence Time	Data Rate, MB/sec	48 Streams Data Rate/Stream, MB/sec	Response Time, ms	Test Run Sequence Time	Data Rate, MB/sec	24 Streams Data Rate/Stream, MB/sec	Response Time, ms	Test Run Sequence Time	Data Rate, MB/sec	12 Streams Data Rate/Stream, MB/sec	Response Time, ms	Test Run Sequence Time	Data Rate, MB/sec	6 Streams Data Rate/Stream, MB/sec	Response Time, ms	Test Run Sequence Time	Data Rate, MB/sec	1 Stream Data Rate/Stream, MB/sec	Response Time, ms
0:00:00	0.00	0.00	0.00	0:07:00	0.00	0.00	0.00	0:14:00	0.00	0.00	0.00	0:21:00	0.00	0.00	0.00	0:28:00	0.00	0.00	0.00
0:00:05	509.87	127.47	1.29	0:07:05	492.41	164.14	1.05	0:14:05	447.95	223.98	0.97	0:21:05	308.75	154.38	0.94	0:28:05	274.52	274.52	0.93
0:00:10	1,055.02	117.22	1.43	0:07:10	1,237.27	176.75	1.05	0:14:10	897.32	179.46	0.98	0:21:10	616.88	205.63	0.94	0:28:10	276.46	276.46	0.93
0:00:15	1,684.85	129.60	1.52	0:07:15	1,822.79	202.53	1.14	0:14:15	1,409.76	234.96	1.08	0:21:15	813.07	271.02	0.95	0:28:15	278.92	278.92	0.93
0:00:20	2,414.24	150.89	1.62	0:07:20	1,920.57	213.40	1.20	0:14:20	1,361.47	226.91	1.14	0:21:20	815.63	271.88	0.95	0:28:20	277.03	277.03	0.93
0:00:25	2,627.52	119.43	1.84	0:07:25	1,960.26	196.03	1.22	0:14:25	1,380.56	230.09	1.12	0:21:25	817.57	272.52	0.95	0:28:25	278.40	278.40	0.93
0:00:30	3,056.44	109.16	2.20	0:07:30	2,186.65	168.20	1.34	0:14:30	1,399.64	199.95	1.14	0:21:30	823.71	274.57	0.94	0:28:30	278.19	278.19	0.93
0:00:35	3,657.01	117.97	2.13	0:07:35	2,534.88	194.99	1.33	0:14:35	1,622.83	231.83	1.11	0:21:35	811.76	270.59	0.95	0:28:35	275.99	275.99	0.94
0:00:40	3,983.28	120.71	2.08	0:07:40	3,280.68	192.98	1.27	0:14:40	1,851.05	231.38	1.09	0:21:40	820.77	273.59	0.95	0:28:40	278.19	278.19	0.93
0:00:45	4,152.15	118.63	2.09	0:07:45	3,577.43	198.75	1.27	0:14:45	2,001.89	222.43	1.09	0:21:45	956.46	239.11	0.99	0:28:45	277.77	277.77	0.93
0:00:50	4,440.67	126.88	2.05	0:07:50	3,774.93	198.68	1.28	0:14:50	2,292.19	229.22	1.06	0:21:50	1,101.95	275.49	0.94	0:28:50	277.98	277.98	0.93
0:00:55	4,547.46	122.90	2.09	0:07:55	3,806.75	200.36	1.28	0:14:55	2,405.80	240.58	1.07	0:21:55	1,086.38	271.59	0.95	0:28:55	276.93	276.93	0.93
0:01:00	4,651.95	122.42	2.08	0:08:00	3,824.84	201.31	1.28	0:15:00	2,450.78	245.08	1.06	0:22:00	1,080.51	270.13	0.96	0:29:00	277.61	277.61	0.93
0:01:05	4,895.80	116.57	2.14	0:08:05	3,846.75	192.34	1.29	0:15:05	2,389.08	238.91	1.08	0:22:05	1,090.10	272.52	0.95	0:29:05	277.72	277.72	0.93
0:01:10	4,902.72	114.02	2.24	0:08:10	4,032.56	201.63	1.30	0:15:10	2,370.15	237.01	1.09	0:22:10	1,092.77	273.19	0.94	0:29:10	276.82	276.82	0.93
0:01:15	4,963.91	112.82	2.27	0:08:15	3,981.97	181.00	1.31	0:15:15	2,420.95	220.09	1.09	0:22:15	1,223.01	244.60	0.95	0:29:15	277.77	277.77	0.93
0:01:20	4,986.98	110.82	2.32	0:08:20	4,243.38	184.49	1.35	0:15:20	2,618.40	238.04	1.10	0:22:20	1,334.58	266.92	0.96	0:29:20	278.19	278.19	0.93
0:01:25	4,947.23	105.26	2.42	0:08:25	4,410.89	183.79	1.40	0:15:25	2,662.91	221.91	1.12	0:22:25	1,588.49	264.75	0.95	0:29:25	278.13	278.13	0.93
0:01:30	4,937.59	102.87	2.52	0:08:30	4,422.11	184.25	1.41	0:15:30	2,740.93	228.41	1.13	0:22:30	1,630.38	271.73	0.95	0:29:30	275.72	275.72	0.94
0:01:35	4,938.69	102.89	2.53	0:08:35	4,395.05	183.13	1.41	0:15:35	2,831.73	235.98	1.10	0:22:35	1,626.81	271.14	0.96	0:29:35	278.19	278.19	0.93
0:01:40	4,960.97	103.35	2.53	0:08:40	4,445.33	185.22	1.41	0:15:40	2,871.16	239.26	1.08	0:22:40	1,614.13	269.02	0.96	0:29:40	277.66	277.66	0.93
0:01:45	4,927.94	102.67	2.53	0:08:45	4,446.59	185.27	1.41	0:15:45	2,752.51	229.38	1.12	0:22:45	1,617.48	269.58	0.96	0:29:45	276.30	276.30	0.93
0:01:50	4,967.79	103.50	2.53	0:08:50	4,374.66	182.28	1.41	0:15:50	2,782.13	231.84	1.11	0:22:50	1,630.22	271.70	0.95	0:29:50	277.66	277.66	0.93
0:01:55	4,939.47	102.91	2.53	0:08:55	4,446.07	185.25	1.41	0:15:55	2,816.42	234.70	1.11	0:22:55	1,602.70	267.12	0.96	0:29:55	278.29	278.29	0.93
0:02:00	4,951.90	103.16	2.52	0:09:00	4,439.72	184.99	1.41	0:16:00	2,761.84	230.15	1.12	0:23:00	1,626.18	271.03	0.95	0:30:00	277.09	277.09	0.93
0:02:05	4,939.16	102.90	2.53	0:09:05	4,425.99	184.42	1.40	0:16:05	2,808.40	234.03	1.10	0:23:05	1,622.36	270.39	0.96	0:30:05	277.82	277.82	0.93
0:02:10	4,934.65	102.81	2.53	0:09:10	4,407.85	183.66	1.40	0:16:10	2,767.56	230.63	1.13	0:23:10	1,631.90	271.98	0.95	0:30:10	278.82	278.82	0.93
0:02:15	4,954.42	103.22	2.54	0:09:15	4,453.98	185.58	1.40	0:16:15	2,755.92	229.66	1.13	0:23:15	1,608.57	268.09	0.96	0:30:15	277.66	277.66	0.93
0:02:20	4,922.17	102.55	2.52	0:09:20	4,449.00	185.38	1.40	0:16:20	2,760.48	230.04	1.12	0:23:20	1,608.67	268.11	0.96	0:30:20	276.35	276.35	0.93
0:02:25	4,973.61	103.62	2.53	0:09:25	4,371.88	182.16	1.41	0:16:25	2,796.19	233.02	1.11	0:23:25	1,632.53	272.09	0.95	0:30:25	277.77	277.77	0.93
0:02:30	4,947.97	103.08	2.52	0:09:30	4,450.58	185.44	1.40	0:16:30	2,782.03	231.84	1.13	0:23:30	1,595.62	265.94	0.96	0:30:30	278.03	278.03	0.93
0:02:35	4,938.16	102.88	2.53	0:09:35	4,448.48	185.35	1.40	0:16:35	2,757.49	229.79	1.12	0:23:35	1,619.95	269.99	0.96	0:30:35	275.88	275.88	0.94
0:02:40	4,955.52	103.24	2.52	0:09:40	4,429.81	184.58	1.40	0:16:40	2,750.10	229.18	1.13	0:23:40	1,607.89	267.98	0.97	0:30:40	277.51	277.51	0.93
0:02:45	4,934.91	102.81	2.53	0:09:45	4,404.70	183.53	1.40	0:16:45	2,860.88	238.41	1.09	0:23:45	1,628.28	271.38	0.96	0:30:45	278.34	278.34	0.93
0:02:50	4,972.77	103.60	2.53	0:09:50	4,446.75	185.28	1.41	0:16:50	2,793.20	232.77	1.11	0:23:50	1,623.30	270.55	0.95	0:30:50	278.19	278.19	0.93
0:02:55	4,920.13	102.50	2.53	0:09:55	4,440.40	185.02	1.41	0:16:55	2,732.22	227.69	1.13	0:23:55	1,616.28	269.38	0.96	0:30:55	275.83	275.83	0.94
0:03:00	4,903.46	102.16	2.53	0:10:00	4,337.59	180.73	1.40	0:17:00	2,733.01	227.75	1.13	0:24:00	1,605.53	267.59	0.96	0:31:00	276.56	276.56	0.93

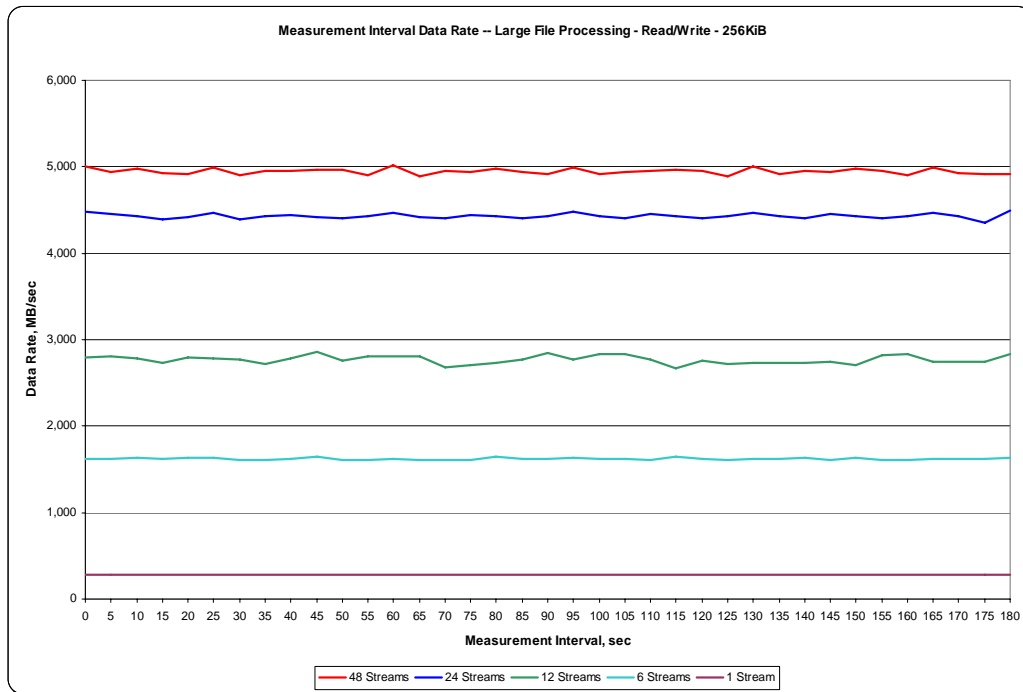




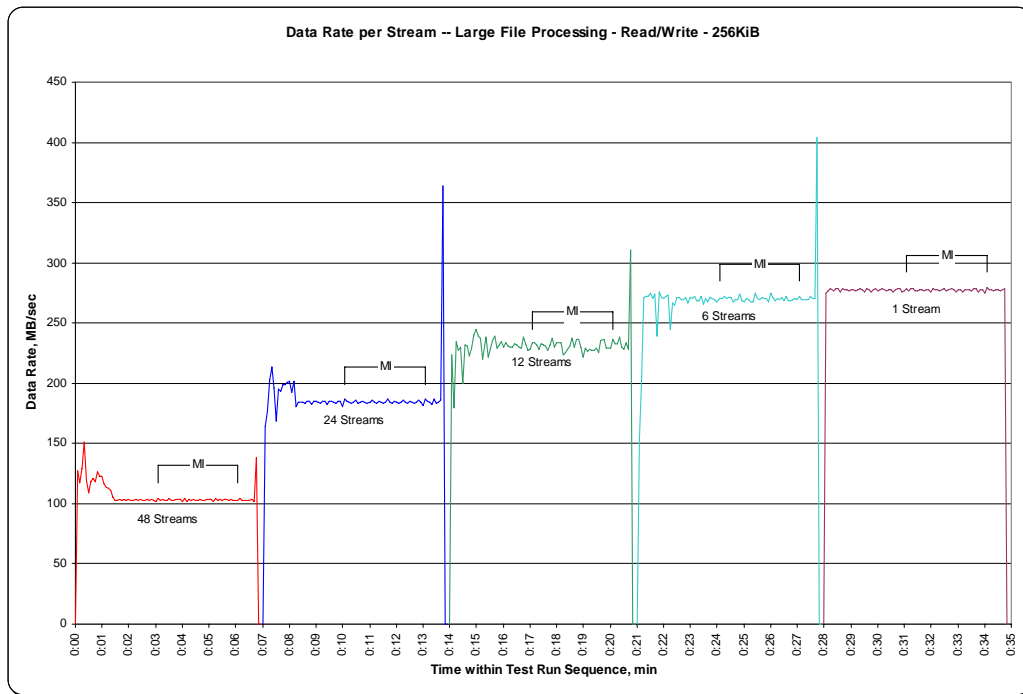
### SPC-2 “Large File Processing/READ-WRITE/256 KiB Transfer Size” Average Data Rate Graph – Complete Test Run



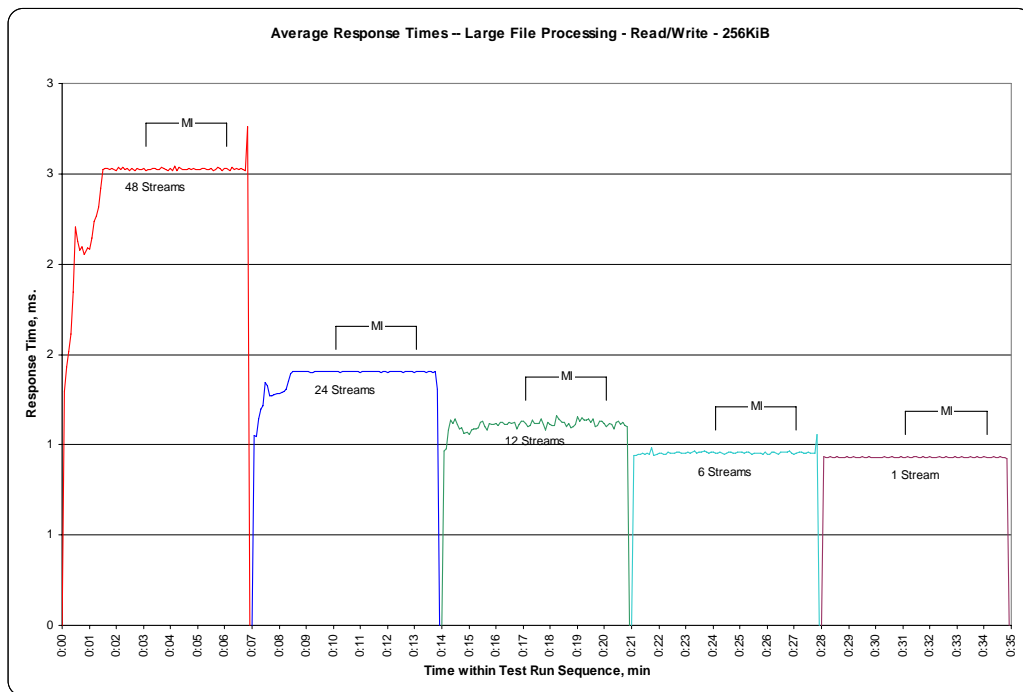
### SPC-2 “Large File Processing/READ-WRITE/256 KiB Transfer Size” Average Data Rate Graph – Measurement Interval (MI) Only



### SPC-2 “Large File Processing/READ-WRITE/256 KiB Transfer Size” Average Data Rate per Stream Graph



### SPC-2 “Large File Processing/READ-WRITE/256 KiB Transfer Size” Average Response Time Graph



## Large File Processing Test – READ ONLY Test Phase

### Clause 10.6.8.1.3

1. *A table that will contain the following information for each "READ ONLY, 1024 KiB Transfer Size" Test Run:*
  - *The number of Streams specified.*
  - *The average data rate, average data rate per stream, and average Response Time reported at five second intervals.*
2. *Average Data Rate (intervals), Average Data Rate per Stream (intervals), and Average Response Time (intervals) graphs for the "READ ONLY, 1024 KiB Transfer Size" Test Runs as specified in Clauses 10.1.4 – 10.1.6.*
3. *A table that will contain the following information for each "READ ONLY, 256 KiB Transfer Size" Test Run:*
  - *The number of Streams specified.*
  - *The average data rate, average data rate per stream, and average Response Time reported at five second intervals.*
4. *Average Data Rate (intervals), Average Data Rate per Stream (intervals), and Average Response Time (intervals) graphs for the "READ ONLY, 256 KiB Transfer Size" Test Runs as specified in Clauses 10.1.4 – 10.1.6.*

The SPC-2 "Large File Processing/READ ONLY/1024 KiB Transfer Size" Test Run data is contained in the table that appears on the next page. That table is followed by graphs illustrating the average Data Rate, average Data Rate per Stream, and average Response Time produced by the same Test Runs. The table and graphs present the data at five-second intervals.

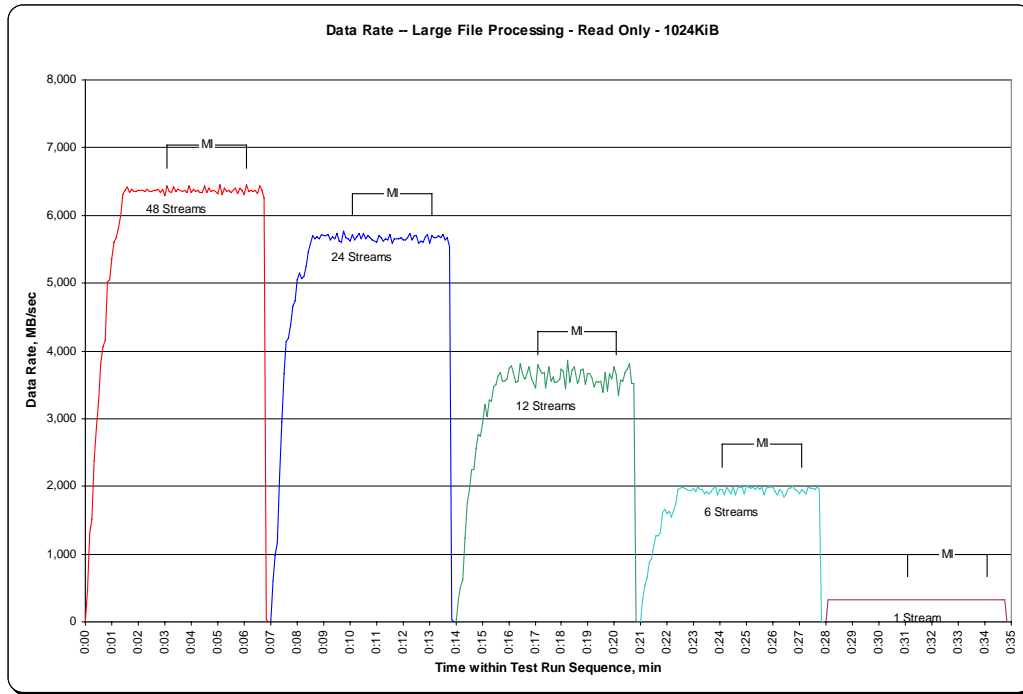
Immediately following the SPC-2 "Large File Processing/READ ONLY/1024 KiB Transfer Size" table and graphs will be the SPC-2 "Large File Processing/READ ONLY/64 KiB Transfer Size" table and graphs. The table contains the Test Run data and the graphs illustrate the average Data Rate, average Data Rate per Stream, and average Response Time produced by the Test Runs.

**SPC-2 “Large File Processing/READ ONLY/1024 KiB Transfer Size” Test Run Data - Ramp Up Period**

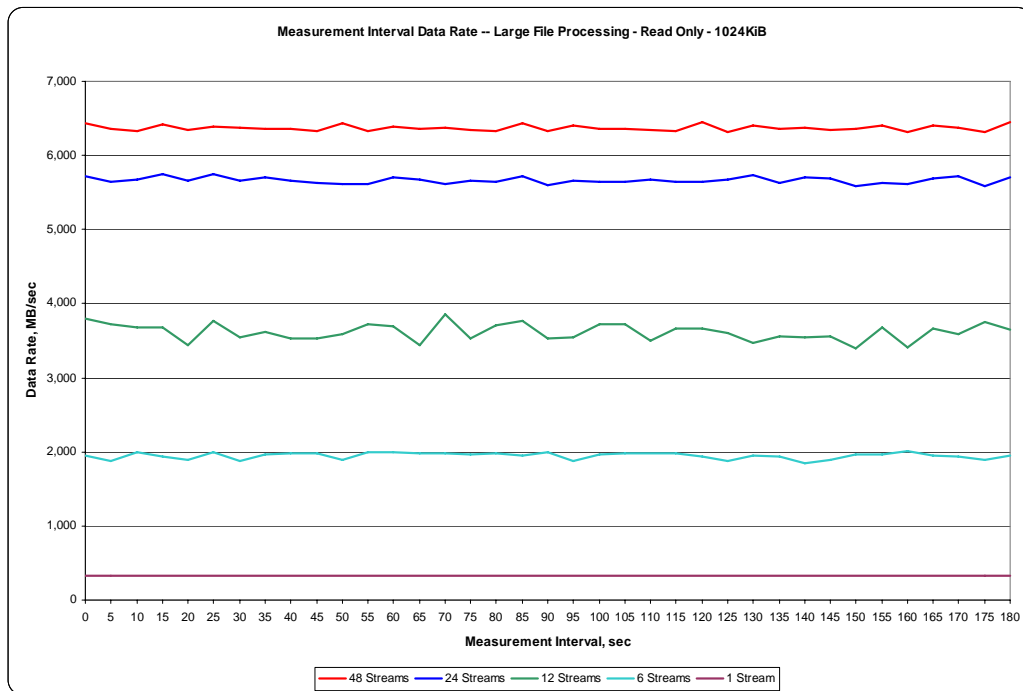
TR21				TR22				TR23				TR24				TR25			
Test Run Sequence Time	48 Streams			Test Run Sequence Time	24 Streams			Test Run Sequence Time	12 Streams			Test Run Sequence Time	6 Streams			Test Run Sequence Time	1 Stream		
	Data Rate, MB/sec	Data Rate / Stream, MB/sec	Response Time, ms		Data Rate, MB/sec	Data Rate / Stream, MB/sec	Response Time, ms		Data Rate, MB/sec	Data Rate / Stream, MB/sec	Response Time, ms		Data Rate, MB/sec	Data Rate / Stream, MB/sec	Response Time, ms		Data Rate, MB/sec	Data Rate / Stream, MB/sec	Response Time, ms
0:00:00	0.00	0.00	0.00	0:07:00	0.00	0.00	0.00	0:14:00	0.00	0.00	0.00	0:21:00	0.00	0.00	0.00	0:28:00	0.00	0.00	0.00
0:00:05	488.22	97.64	4.90	0:07:05	596.85	198.95	3.63	0:14:05	323.38	323.38	3.20	0:21:05	325.69	325.69	3.19	0:28:05	326.53	326.53	3.18
0:00:10	1,301.07	162.63	5.67	0:07:10	969.93	242.48	3.89	0:14:10	518.42	259.21	3.17	0:21:10	530.58	265.29	3.16	0:28:10	330.72	330.72	3.15
0:00:15	1,513.51	137.59	6.00	0:07:15	1,166.02	194.34	3.80	0:14:15	619.71	309.85	3.35	0:21:15	656.83	328.41	3.15	0:28:15	330.51	330.51	3.16
0:00:20	2,373.14	148.32	6.38	0:07:20	2,156.29	215.63	4.22	0:14:20	1,240.05	248.01	3.39	0:21:20	880.17	293.39	3.16	0:28:20	331.56	331.56	3.15
0:00:25	2,870.37	143.52	6.66	0:07:25	2,946.08	226.62	4.30	0:14:25	1,756.16	292.69	3.47	0:21:25	928.83	309.61	3.34	0:28:25	330.93	330.93	3.15
0:00:30	3,257.72	130.31	7.41	0:07:30	3,666.87	215.70	4.35	0:14:30	1,944.06	277.72	3.39	0:21:30	1,131.83	282.96	3.16	0:28:30	331.56	331.56	3.15
0:00:35	3,809.27	136.05	7.35	0:07:35	4,141.25	243.60	4.29	0:14:35	2,246.89	320.98	3.28	0:21:35	1,268.36	317.09	3.33	0:28:35	331.14	331.14	3.15
0:00:40	4,053.59	139.78	7.27	0:07:40	4,192.42	232.91	4.35	0:14:40	2,243.53	280.44	3.44	0:21:40	1,264.37	316.09	3.30	0:28:40	330.72	330.72	3.16
0:00:45	4,153.41	138.45	7.43	0:07:45	4,383.47	243.53	4.29	0:14:45	2,554.33	319.29	3.31	0:21:45	1,313.03	328.26	3.19	0:28:45	331.56	331.56	3.15
0:00:50	5,016.60	143.33	7.15	0:07:50	4,661.55	245.34	4.24	0:14:50	2,770.76	307.86	3.33	0:21:50	1,610.82	322.16	3.17	0:28:50	329.04	329.04	3.17
0:00:55	5,052.25	140.34	7.38	0:07:55	4,737.89	236.89	4.34	0:14:55	2,736.36	304.04	3.40	0:21:55	1,667.45	333.49	3.16	0:28:55	331.14	331.14	3.15
0:01:00	5,357.17	140.98	7.22	0:08:00	5,044.07	240.19	4.25	0:15:00	2,934.75	293.48	3.41	0:22:00	1,598.45	319.69	3.25	0:29:00	331.14	331.14	3.15
0:01:05	5,609.67	143.84	7.12	0:08:05	5,145.57	245.03	4.26	0:15:05	3,208.64	320.86	3.23	0:22:05	1,633.05	326.61	3.19	0:29:05	328.83	328.83	3.16
0:01:10	5,666.50	141.66	7.26	0:08:10	5,070.70	241.46	4.32	0:15:10	3,028.71	302.87	3.46	0:22:10	1,544.97	308.99	3.36	0:29:10	329.46	329.46	3.18
0:01:15	5,817.50	145.44	7.19	0:08:15	5,095.66	242.65	4.30	0:15:15	3,273.65	327.37	3.21	0:22:15	1,638.30	327.66	3.19	0:29:15	331.35	331.35	3.15
0:01:20	5,990.72	133.13	7.31	0:08:20	5,252.53	228.37	4.30	0:15:20	3,266.52	296.96	3.31	0:22:20	1,737.49	289.58	3.29	0:29:20	331.35	331.35	3.15
0:01:25	6,297.75	133.99	7.63	0:08:25	5,460.98	237.43	4.37	0:15:25	3,471.63	315.60	3.31	0:22:25	1,958.74	326.46	3.19	0:29:25	330.09	330.09	3.16
0:01:30	6,366.53	132.64	7.82	0:08:30	5,583.67	232.65	4.41	0:15:30	3,510.42	292.54	3.43	0:22:30	1,967.13	327.85	3.18	0:29:30	330.72	330.72	3.16
0:01:35	6,411.41	133.57	7.87	0:08:35	5,702.16	237.59	4.42	0:15:35	3,639.19	303.27	3.48	0:22:35	1,987.89	331.32	3.16	0:29:35	330.93	330.93	3.15
0:01:40	6,330.04	131.88	7.89	0:08:40	5,651.61	235.48	4.43	0:15:40	3,679.45	306.62	3.38	0:22:40	1,978.24	329.71	3.17	0:29:40	331.98	331.98	3.15
0:01:45	6,388.76	133.10	7.90	0:08:45	5,679.93	236.66	4.41	0:15:45	3,550.90	295.91	3.55	0:22:45	1,953.08	325.51	3.22	0:29:45	329.25	329.25	3.17
0:01:50	6,356.26	132.42	7.90	0:08:50	5,645.95	235.25	4.44	0:15:50	3,550.06	295.84	3.50	0:22:50	1,944.69	324.11	3.20	0:29:50	329.67	329.67	3.17
0:01:55	6,351.43	132.32	7.91	0:08:55	5,714.74	238.11	4.41	0:15:55	3,580.26	298.35	3.50	0:22:55	1,934.62	322.44	3.25	0:29:55	330.93	330.93	3.15
0:02:00	6,370.94	132.73	7.88	0:09:00	5,708.87	237.87	4.39	0:16:00	3,755.16	312.93	3.35	0:23:00	1,977.40	329.57	3.17	0:30:00	330.51	330.51	3.16
0:02:05	6,368.63	132.68	7.88	0:09:05	5,699.43	237.48	4.37	0:16:05	3,783.89	315.32	3.27	0:23:05	1,927.07	321.18	3.24	0:30:05	329.88	329.88	3.16
0:02:10	6,377.44	132.86	7.91	0:09:10	5,721.45	238.39	4.40	0:16:10	3,664.56	305.38	3.47	0:23:10	1,979.92	329.99	3.17	0:30:10	329.25	329.25	3.17
0:02:15	6,348.50	132.26	7.87	0:09:15	5,637.14	234.88	4.44	0:16:15	3,531.18	294.27	3.53	0:23:15	1,960.42	326.74	3.17	0:30:15	330.30	330.30	3.16
0:02:20	6,381.00	132.94	7.91	0:09:20	5,678.46	236.60	4.41	0:16:20	3,544.82	295.40	3.55	0:23:20	1,951.61	325.27	3.23	0:30:20	331.98	331.98	3.15
0:02:25	6,349.97	132.29	7.91	0:09:25	5,661.89	235.91	4.43	0:16:25	3,814.72	317.89	3.30	0:23:25	1,893.73	315.62	3.29	0:30:25	330.93	330.93	3.15
0:02:30	6,361.08	132.52	7.88	0:09:30	5,742.21	239.26	4.39	0:16:30	3,664.77	305.40	3.38	0:23:30	1,921.41	320.24	3.26	0:30:30	331.35	331.35	3.15
0:02:35	6,363.60	132.57	7.89	0:09:35	5,628.97	234.54	4.45	0:16:35	3,581.10	298.42	3.52	0:23:35	1,888.49	314.75	3.32	0:30:35	331.98	331.98	3.15
0:02:40	6,372.83	132.77	7.88	0:09:40	5,604.43	233.52	4.45	0:16:40	3,598.92	299.91	3.44	0:23:40	1,923.51	320.58	3.25	0:30:40	330.93	330.93	3.15
0:02:45	6,391.70	133.16	7.90	0:09:45	5,759.83	239.99	4.38	0:16:45	3,763.13	313.59	3.35	0:23:45	1,978.66	329.78	3.18	0:30:45	331.35	331.35	3.15
0:02:50	6,331.51	131.91	7.88	0:09:50	5,663.36	235.97	4.43	0:16:50	3,598.29	299.86	3.49	0:23:50	1,980.97	330.16	3.16	0:30:50	330.93	330.93	3.16
0:02:55	6,394.43	133.22	7.90	0:09:55	5,653.29	235.55	4.43	0:16:55	3,522.17	293.51	3.57	0:23:55	1,876.11	312.69	3.32	0:30:55	330.72	330.72	3.15
0:03:00	6,284.75	130.93	7.89	0:10:00	5,624.98	234.37	4.42	0:17:00	3,455.27	287.94	3.58	0:24:00	1,961.89	326.98	3.17	0:31:00	330.72	330.72	3.15



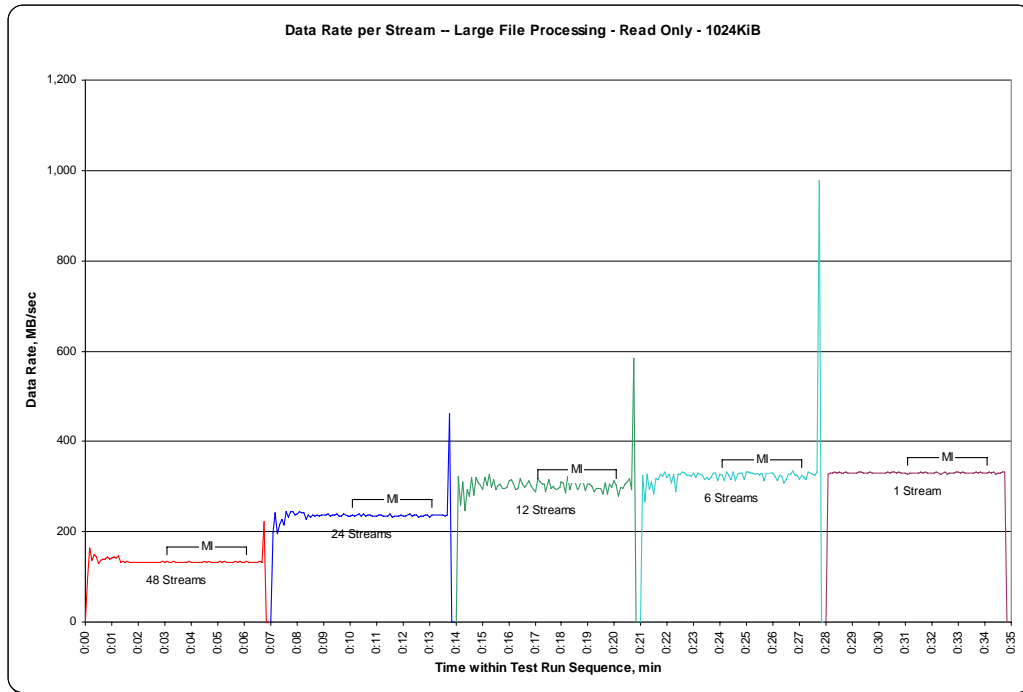
### SPC-2 “Large File Processing/READ ONLY/1024 KiB Transfer Size” Average Data Rate Graph – Complete Test Run



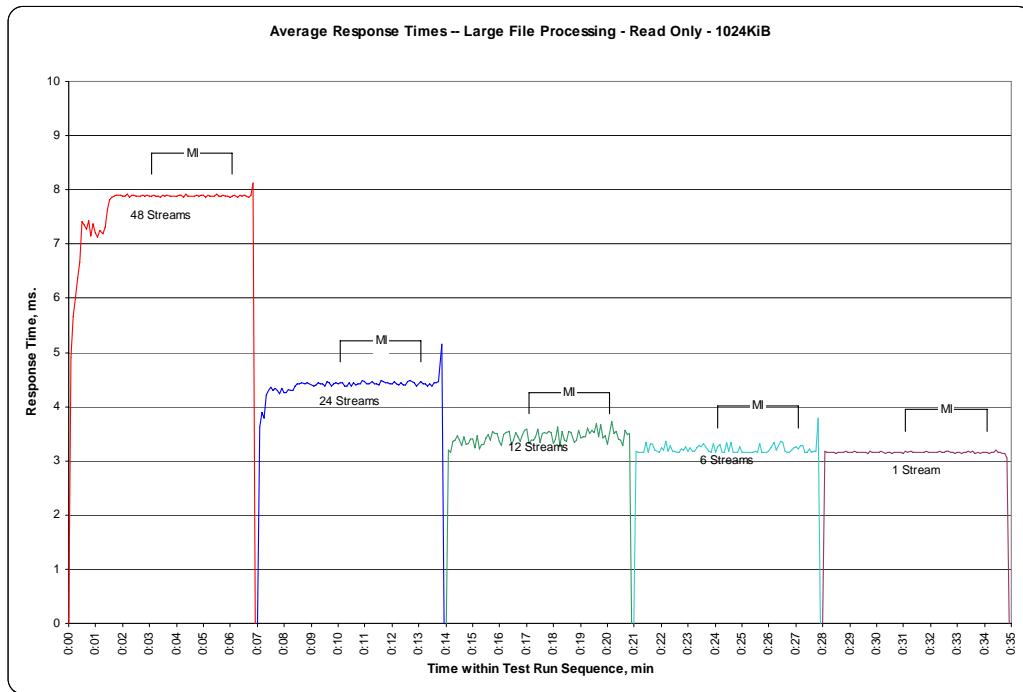
### SPC-2 “Large File Processing/READ ONLY/1024 KiB Transfer Size” Average Data Rate Graph – Measurement Interval (MI) Only



### SPC-2 “Large File Processing/READ ONLY/1024 KiB Transfer Size” Average Data Rate per Stream Graph



### SPC-2 “Large File Processing/READ ONLY/1024 KiB Transfer Size” Average Response Time Graph



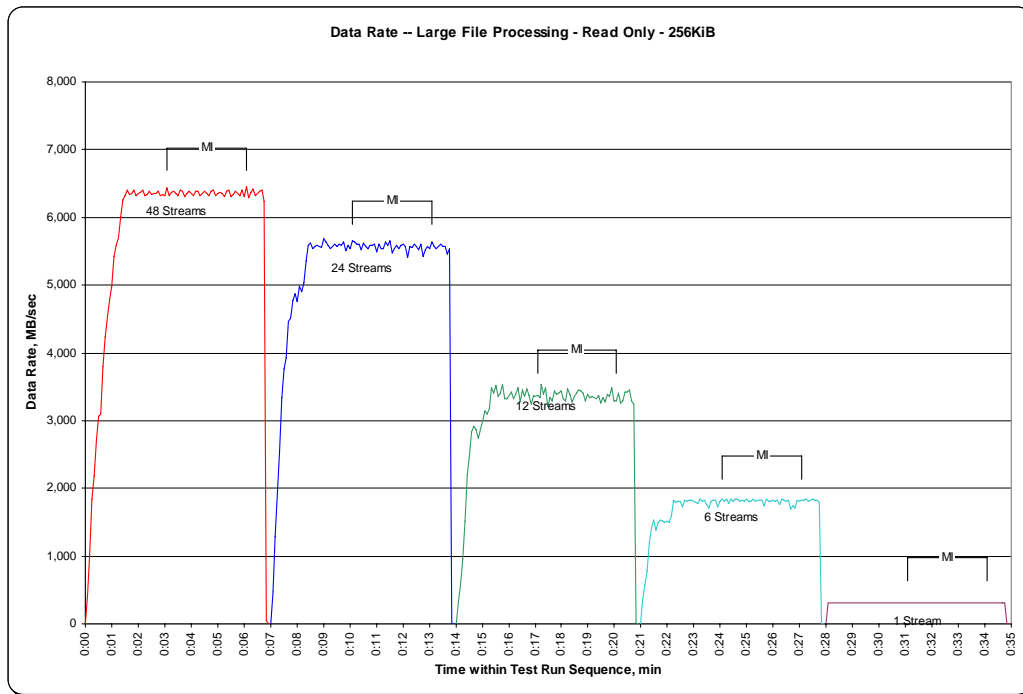


**SPC-2 “Large File Processing/READ ONLY/256 KiB Transfer Size” Test Run Data – Ramp-Up Period**

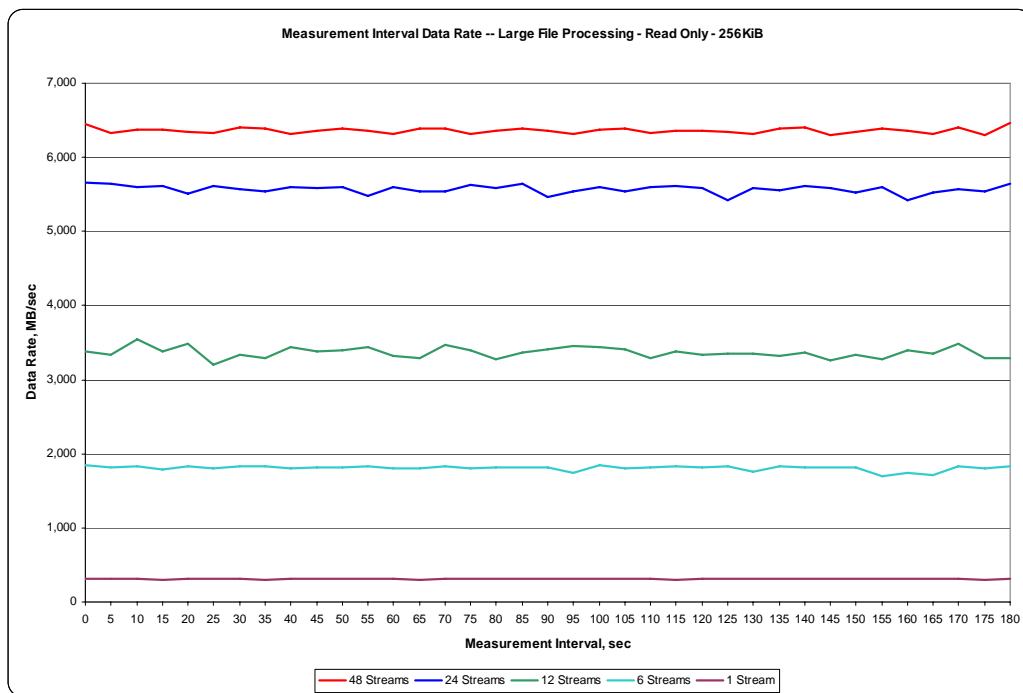
TR26				TR27				TR28				TR29				TR30			
Test Run Sequence Time	Data Rate, MB/sec	Data Rate / Stream, MB/sec	Response Time, ms	Test Run Sequence Time	Data Rate, MB/sec	Data Rate / Stream, MB/sec	Response Time, ms	Test Run Sequence Time	Data Rate, MB/sec	Data Rate / Stream, MB/sec	Response Time, ms	Test Run Sequence Time	Data Rate, MB/sec	Data Rate / Stream, MB/sec	Response Time, ms	Test Run Sequence Time	Data Rate, MB/sec	Data Rate / Stream, MB/sec	Response Time, ms
0:00:00	0.00	0.00	0.00	0:07:00	0.00	0.00	0.00	0:14:00	0.00	0.00	0.00	0:21:00	0.00	0.00	0.00	0:28:00	0.00	0.00	0.00
0:00:05	445.64	148.55	1.02	0:07:05	473.27	157.76	0.95	0:14:05	302.20	302.20	0.85	0:21:05	359.87	179.94	0.85	0:28:05	304.56	304.56	0.84
0:00:10	1,030.38	128.80	1.40	0:07:10	1,289.75	184.25	1.01	0:14:10	578.97	192.99	0.85	0:21:10	571.11	285.55	0.91	0:28:10	306.24	306.24	0.84
0:00:15	1,847.01	167.91	1.48	0:07:15	1,915.43	239.43	1.06	0:14:15	955.99	239.00	0.87	0:21:15	787.74	196.94	0.85	0:28:15	305.45	305.45	0.84
0:00:20	2,184.29	136.52	1.63	0:07:20	2,565.66	197.36	1.09	0:14:20	1,515.14	252.52	0.88	0:21:20	1,198.31	299.58	0.86	0:28:20	306.92	306.92	0.84
0:00:25	2,706.90	150.38	1.66	0:07:25	3,342.49	222.83	1.10	0:14:25	2,203.27	275.41	0.91	0:21:25	1,420.82	284.16	0.89	0:28:25	305.50	305.50	0.84
0:00:30	3,057.70	152.89	1.69	0:07:30	3,763.08	235.19	1.08	0:14:30	2,469.97	274.44	0.93	0:21:30	1,536.48	307.30	0.85	0:28:30	306.97	306.97	0.84
0:00:35	3,098.23	129.09	1.86	0:07:35	3,925.24	230.90	1.09	0:14:35	2,842.43	284.24	0.89	0:21:35	1,382.34	276.47	0.93	0:28:35	308.70	308.70	0.84
0:00:40	3,804.18	131.18	1.85	0:07:40	4,458.96	234.68	1.08	0:14:40	2,914.20	291.42	0.88	0:21:40	1,497.94	299.59	0.86	0:28:40	306.24	306.24	0.84
0:00:45	4,238.71	136.73	1.86	0:07:45	4,512.97	225.65	1.10	0:14:45	2,872.73	287.27	0.90	0:21:45	1,529.24	305.85	0.85	0:28:45	305.50	305.50	0.84
0:00:50	4,522.40	141.33	1.80	0:07:50	4,775.06	238.75	1.09	0:14:50	2,739.35	273.94	0.93	0:21:50	1,521.85	304.37	0.84	0:28:50	305.08	305.08	0.85
0:00:55	4,792.15	140.95	1.80	0:07:55	4,868.85	243.44	1.07	0:14:55	2,865.81	286.58	0.91	0:21:55	1,494.80	298.96	0.86	0:28:55	304.87	304.87	0.85
0:01:00	4,982.83	138.41	1.81	0:08:00	4,764.68	226.89	1.08	0:15:00	3,001.55	272.87	0.88	0:22:00	1,510.16	302.03	0.85	0:29:00	305.87	305.87	0.84
0:01:05	5,419.15	142.61	1.79	0:08:05	4,984.30	237.35	1.09	0:15:05	3,136.66	285.15	0.92	0:22:05	1,502.98	300.60	0.86	0:29:05	305.92	305.92	0.84
0:01:10	5,591.37	143.37	1.80	0:08:10	4,911.74	233.89	1.10	0:15:10	3,095.66	281.42	0.92	0:22:10	1,599.13	266.52	0.85	0:29:10	307.86	307.86	0.84
0:01:15	5,697.65	138.97	1.80	0:08:15	5,028.81	228.58	1.09	0:15:15	3,169.43	264.12	0.90	0:22:15	1,828.77	304.79	0.85	0:29:15	306.18	306.18	0.84
0:01:20	6,005.14	139.65	1.82	0:08:20	5,367.08	233.35	1.10	0:15:20	3,490.66	290.89	0.89	0:22:20	1,785.72	297.62	0.87	0:29:20	306.87	306.87	0.84
0:01:25	6,259.63	133.18	1.88	0:08:25	5,591.58	232.98	1.11	0:15:25	3,404.04	283.67	0.90	0:22:25	1,807.22	301.20	0.85	0:29:25	307.34	307.34	0.84
0:01:30	6,328.21	131.84	1.94	0:08:30	5,616.02	234.00	1.11	0:15:30	3,526.47	293.87	0.89	0:22:30	1,805.65	300.94	0.86	0:29:30	307.23	307.23	0.84
0:01:35	6,407.27	133.48	1.96	0:08:35	5,536.95	230.71	1.12	0:15:35	3,362.78	280.23	0.90	0:22:35	1,721.19	286.86	0.90	0:29:35	305.56	305.56	0.84
0:01:40	6,333.71	131.95	1.96	0:08:40	5,571.92	232.16	1.11	0:15:40	3,406.04	283.84	0.92	0:22:40	1,831.70	305.28	0.85	0:29:40	305.24	305.24	0.84
0:01:45	6,348.66	132.26	1.96	0:08:45	5,582.93	232.62	1.11	0:15:45	3,536.90	294.74	0.87	0:22:45	1,811.94	301.99	0.85	0:29:45	308.75	308.75	0.83
0:01:50	6,395.95	133.25	1.96	0:08:50	5,567.83	231.99	1.11	0:15:50	3,316.54	276.38	0.93	0:22:50	1,831.08	305.18	0.85	0:29:50	305.61	305.61	0.84
0:01:55	6,327.84	131.83	1.97	0:08:55	5,554.73	231.45	1.12	0:15:55	3,322.78	276.90	0.94	0:22:55	1,830.08	305.01	0.85	0:29:55	304.40	304.40	0.85
0:02:00	6,350.60	132.30	1.96	0:09:00	5,687.69	236.99	1.10	0:16:00	3,378.98	281.58	0.91	0:23:00	1,801.56	300.26	0.85	0:30:00	305.40	305.40	0.84
0:02:05	6,364.59	132.60	1.96	0:09:05	5,637.83	234.91	1.11	0:16:05	3,426.48	285.54	0.91	0:23:05	1,793.38	298.90	0.86	0:30:05	305.35	305.35	0.84
0:02:10	6,398.36	133.30	1.96	0:09:10	5,588.49	232.85	1.11	0:16:10	3,319.32	276.61	0.92	0:23:10	1,774.77	295.79	0.87	0:30:10	305.61	305.61	0.84
0:02:15	6,324.01	131.75	1.96	0:09:15	5,540.62	230.86	1.11	0:16:15	3,389.05	282.42	0.93	0:23:15	1,841.30	306.88	0.85	0:30:15	308.54	308.54	0.84
0:02:20	6,344.09	132.17	1.96	0:09:20	5,578.21	232.43	1.11	0:16:20	3,491.71	290.98	0.89	0:23:20	1,811.68	301.95	0.85	0:30:20	305.82	305.82	0.84
0:02:25	6,386.25	133.05	1.96	0:09:25	5,599.50	233.31	1.11	0:16:25	3,277.06	273.09	0.94	0:23:25	1,830.87	305.14	0.85	0:30:25	306.60	306.60	0.84
0:02:30	6,338.33	132.05	1.97	0:09:30	5,567.05	231.96	1.11	0:16:30	3,453.75	287.81	0.90	0:23:30	1,764.60	294.10	0.88	0:30:30	306.55	306.55	0.84
0:02:35	6,359.40	132.49	1.96	0:09:35	5,610.93	233.79	1.11	0:16:35	3,355.92	279.66	0.92	0:23:35	1,717.93	286.32	0.90	0:30:35	306.50	306.50	0.84
0:02:40	6,359.56	132.49	1.96	0:09:40	5,590.27	232.93	1.12	0:16:40	3,476.87	289.74	0.90	0:23:40	1,805.75	300.96	0.86	0:30:40	307.02	307.02	0.84
0:02:45	6,381.95	132.96	1.97	0:09:45	5,643.17	235.13	1.10	0:16:45	3,366.61	280.55	0.90	0:23:45	1,819.80	303.30	0.85	0:30:45	306.71	306.71	0.84
0:02:50	6,318.93	131.64	1.96	0:09:50	5,511.16	229.63	1.12	0:16:50	3,248.86	270.74	0.97	0:23:50	1,820.90	303.48	0.86	0:30:50	308.33	308.33	0.84
0:02:55	6,343.94	132.17	1.96	0:09:55	5,583.35	232.64	1.11	0:16:55	3,368.18	280.68	0.92	0:23:55	1,730.26	288.38	0.89	0:30:55	305.76	305.76	0.84
0:03:00	6,322.13	131.71	1.96	0:10:00	5,546.39	231.10	1.10	0:17:00	3,360.06	280.00	0.90	0:24:00	1,813.30	302.22	0.85	0:31:00	304.66	304.66	0.84



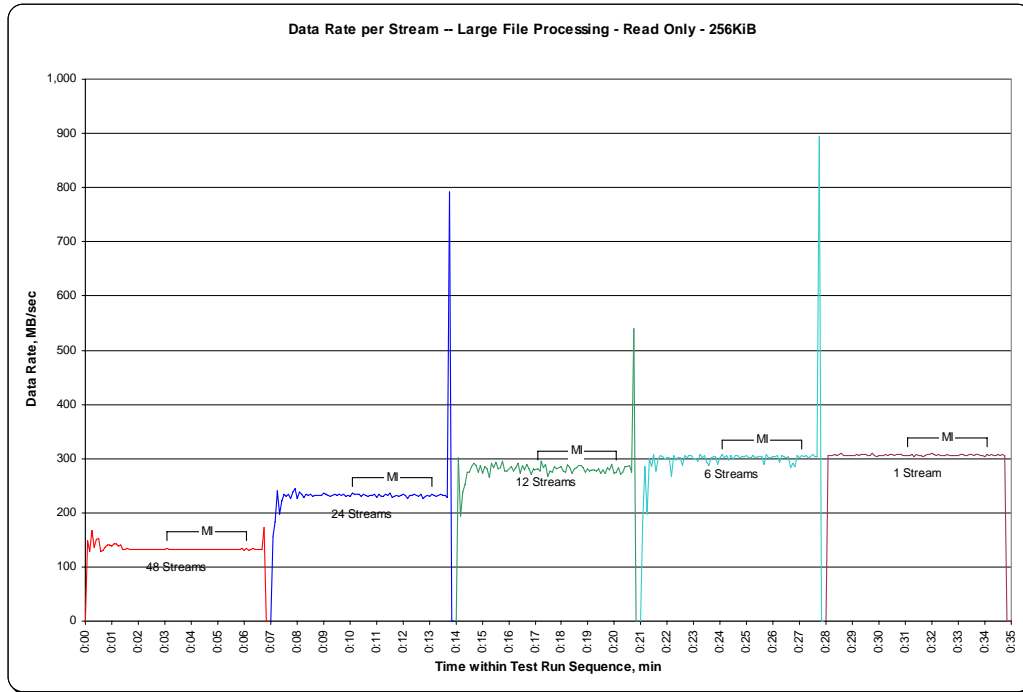
### SPC-2 “Large File Processing/READ ONLY/256 KiB Transfer Size” Average Data Rate Graph – Complete Test Run



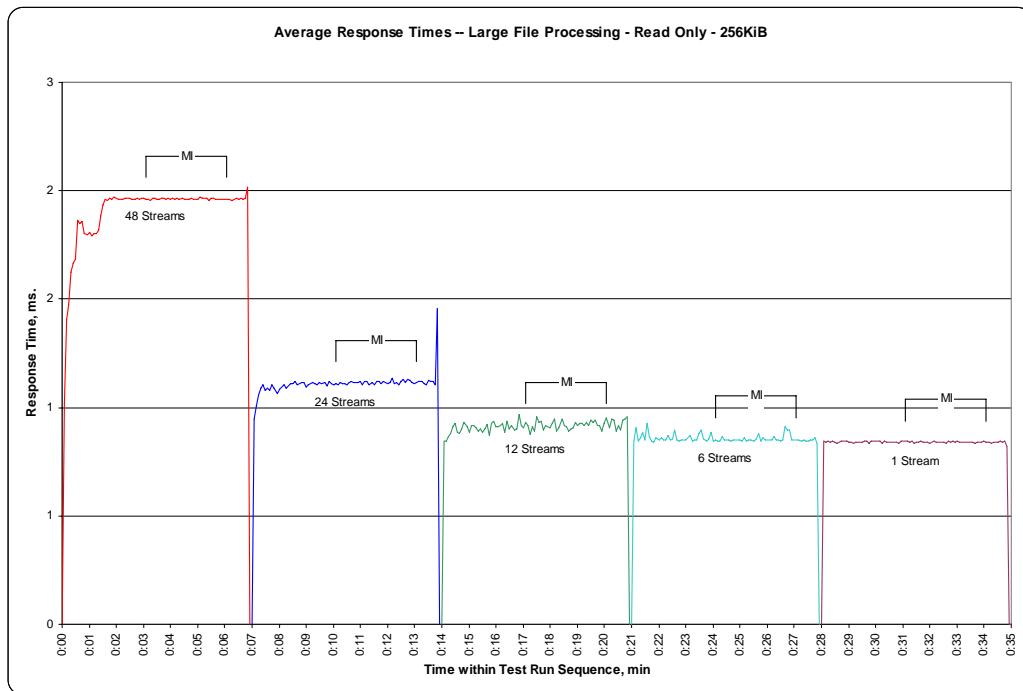
### SPC-2 “Large File Processing/READ ONLY/256 KiB Transfer Size” Average Data Rate Graph – Measurement Interval (MI) Only



### SPC-2 “Large File Processing/READ ONLY/256 KiB Transfer Size” Average Data Rate per Stream Graph



### SPC-2 “Large File Processing/READ ONLY/256 KiB Transfer Size” Average Response Time Graph



## Large Database Query Test

### Clause 6.4.3.1

*The Large Database Query Test is comprised of a set of I/O operations representative of scans or joins of large relational tables such as those performed for data mining or business intelligence.*

### Clause 6.4.3.2

*The Large Database Query Test has two Test Phases, which shall be executed in the following uninterrupted sequence:*

- 1. 1024 KiB TRANSFER SIZE*
- 2. 64 KiB TRANSFER SIZE*

*The BC shall not be restarted or manually disturbed, altered, or adjusted during the execution of the Large File Processing Test. If power is lost to the BC during this Test all results shall be rendered invalid and the Test re-run in its entirety.*

### Clause 10.6.8.2

*The Full Disclosure Report will contain the following content for the Large Database Query Test:*

- 1. A listing of the SPC-2 Workload Generator commands and parameters used to execute each of the Test Runs in the Large Database Query Test.*
- 2. The human readable SPC-2 Test Results File for each of the Test Runs in the Large Database Query Test.*
- 3. A table that contains the following information for each Test Run in the two Test Phases of the Large Database Query Test:*
  - The number Streams specified.*
  - The Ramp-Up duration in seconds.*
  - The Measurement Interval duration in seconds.*
  - The average data rate, in MB per second, for the Measurement Interval.*
  - The average data rate, in MB per second, per Stream for the Measurement Interval.*
- 4. Average Data Rate and Average Data Rate per Stream graphs as defined in Clauses 10.1.1 and 10.1.2.*

## SPC-2 Workload Generator Commands and Parameters

The SPC-2 Workload Generator commands and parameters for the Large Database Query Test Runs are documented in “Appendix E: SPC-2 Workload Generator Execution Commands and Parameters” on Page 110.

## SPC-2 Test Results File

A link to the SPC-2 Test Results file generated from the Large Database Query Test Runs is listed below.

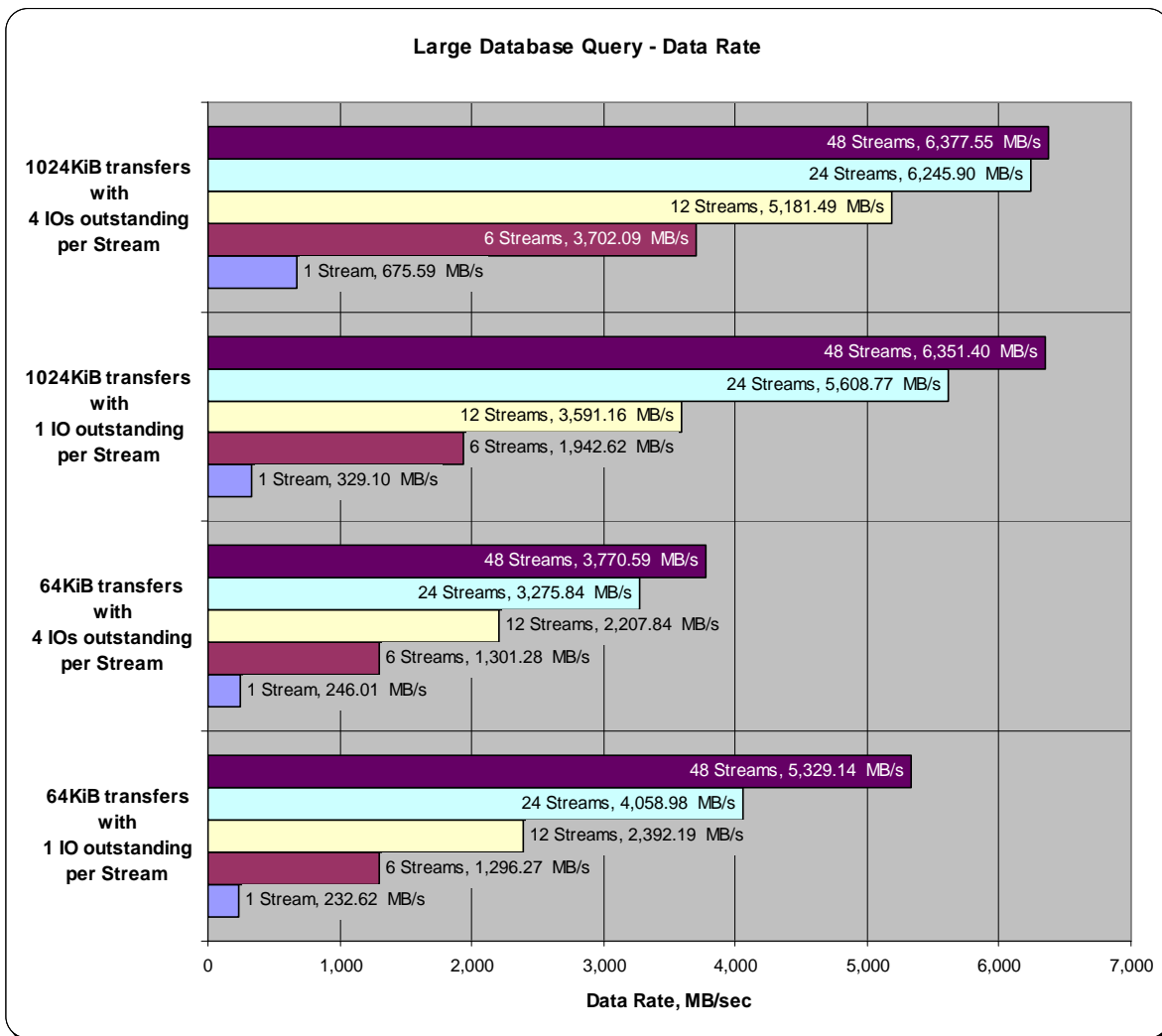
[SPC-2 Large Database Query Test Results File](#)

### SPC-2 Large Database Query Average Data Rates (MB/s)

The average Data Rate (MB/s) for each Test Run in the two Test Phases of the SPC-2 Large Database Query Test is listed in the table below as well as illustrated in the following graph.

Test Run Sequence	1 Stream	6 Streams	12 Streams	24 Streams	48 Streams
1024KiB w/ 4 IOs/Stream	675.59	3,702.09	5,181.49	6,245.90	6,377.55
1024KiB w/ 1 IO/Stream	329.10	1,942.62	3,591.16	5,608.77	6,351.40
64KiB w/ 4 IOs/Stream	246.01	1,301.28	2,207.84	3,275.84	3,770.59
64KiB w/ 1 IO/Stream	232.62	1,296.27	2,392.19	4,058.98	5,329.14

### SPC-2 Large Database Query Average Data Rates Graph

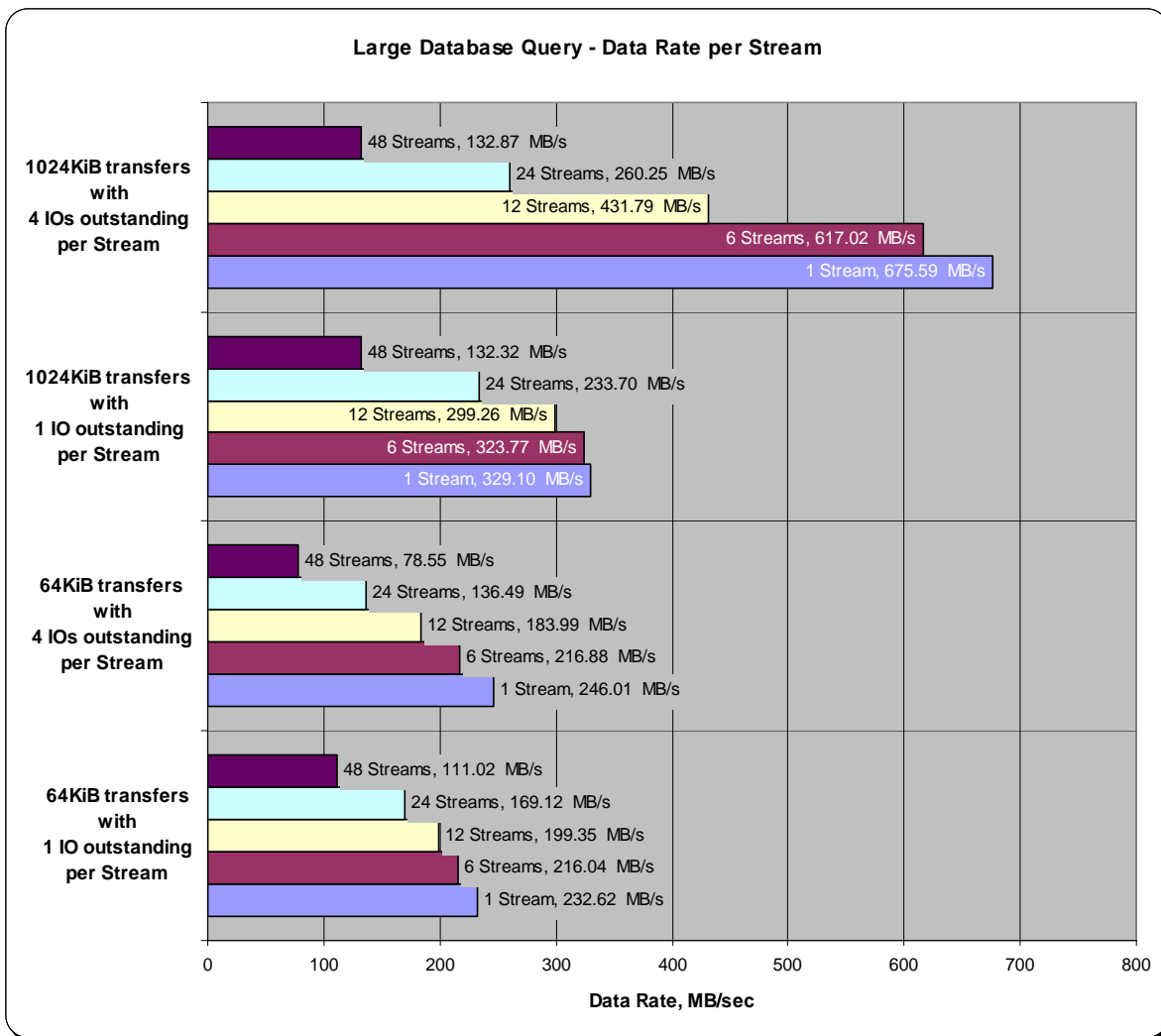


### SPC-2 Large Database Query Average Data Rate per Stream

The average Data Rate per Stream for each Test Run in the two Test Phases of the SPC-2 Large Database Query Test is listed in the table below as well as illustrated in the following graph.

Test Run Sequence	1 Stream	6 Streams	12 Streams	24 Streams	48 Streams
1024KiB w/ 4 IOs/Stream	675.59	617.02	431.79	260.25	132.87
1024KiB w/ 1 IO/Stream	329.10	323.77	299.26	233.70	132.32
64KiB w/ 4 IOs/Stream	246.01	216.88	183.99	136.49	78.55
64KiB w/ 1 IO/Stream	232.62	216.04	199.35	169.12	111.02

### SPC-2 Large Database Query Average Data Rate per Stream Graph

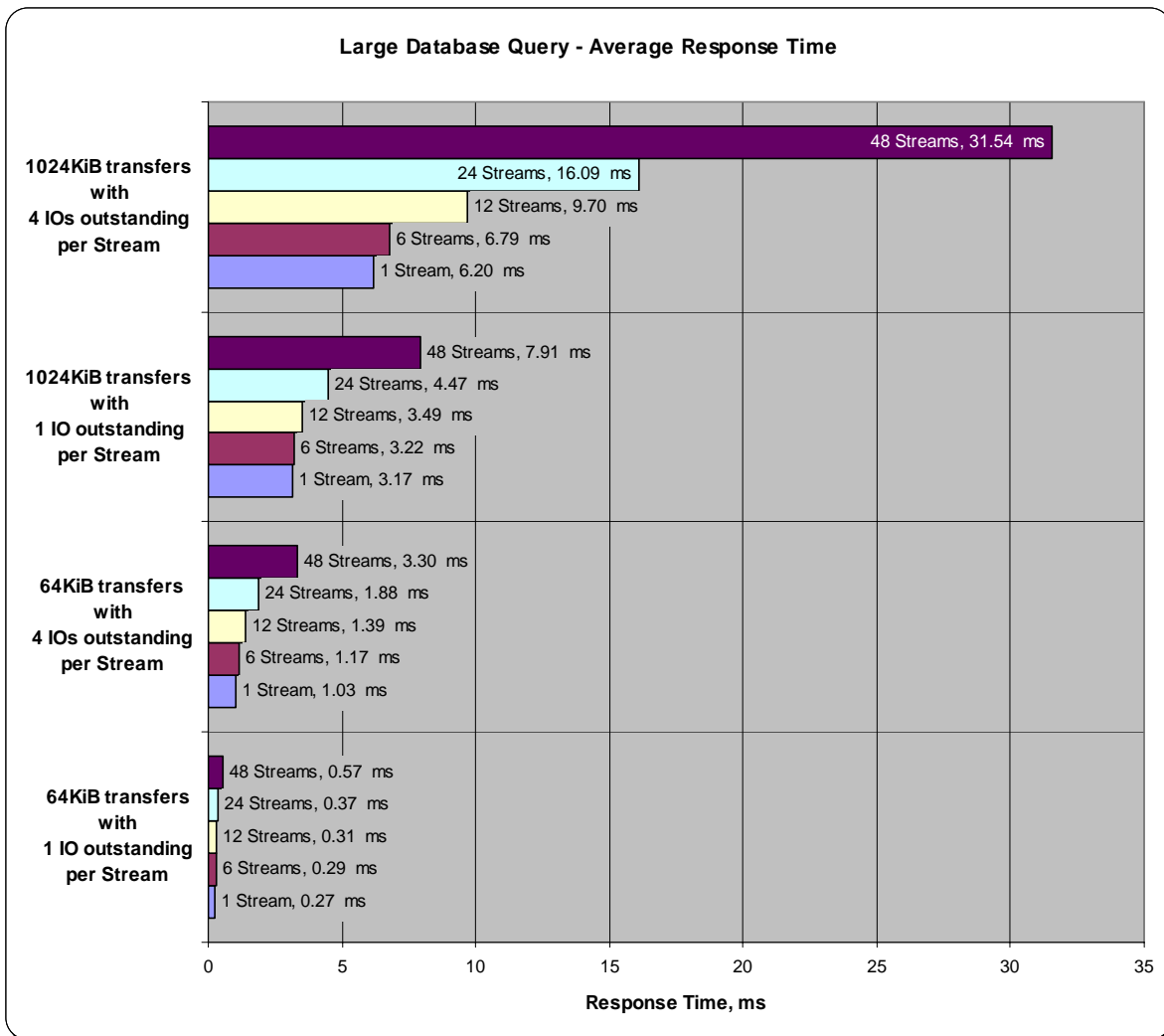


### SPC-2 Large Database Query Average Response Time

The average Response Time, in milliseconds, for each Test Run in the two Test Phases of the SPC-2 Large Database Query Test is listed in the table below as well as illustrated in the following graph.

Test Run Sequence	1 Stream	6 Streams	12 Streams	24 Streams	48 Streams
1024KiB w/ 4 IOs/Stream	6.20	6.79	9.70	16.09	31.54
1024KiB w/ 1 IO/Stream	3.17	3.22	3.49	4.47	7.91
64KiB w/ 4 IOs/Stream	1.03	1.17	1.39	1.88	3.30
64KiB w/ 1 IO/Stream	0.27	0.29	0.31	0.37	0.57

### SPC-2 Large Database Query Average Response Time Graph





## Large Database Query Test – 1024 KiB TRANSFER SIZE Test Phase

### Clause 10.6.8.2.1

1. A table that will contain the following information for each "1024 KiB Transfer Size, 4 Outstanding I/Os" Test Run:
  - The number of Streams specified.
  - The average data rate, average data rate per stream, and average Response Time reported at five second intervals.
2. Average Data Rate (intervals), Average Data Rate per Stream (intervals), and Average Response Time (intervals) graphs for the "1024 KiB Transfer Size, 4 Outstanding I/Os" Test Runs as specified in Clauses 10.1.4 – 10.1.6.
3. A table that will contain the following information for each "1024 KiB Transfer Size, 1 Outstanding I/O" Test Run:
  - The number of Streams specified.
  - The average data rate, average data rate per stream, and average Response Time reported at five second intervals.
4. Average Data Rate (intervals), Average Data Rate per Stream (intervals), and Average Response Time (intervals) graphs for the "1024 KiB Transfer Size, 1 Outstanding I/O" Test Runs as specified in Clauses 10.1.4 – 10.1.6.

The SPC-2 "Large DatabaseQuery/1024 KiB TRANSFER SIZE/4 Outstanding I/Os" Test Run data is contained in the table that appears on the next page. That table is followed by graphs illustrating the average Data Rate, average Data Rate per Stream, and average Response Time produced by the same Test Runs. The table and graphs present the data at five-second intervals.

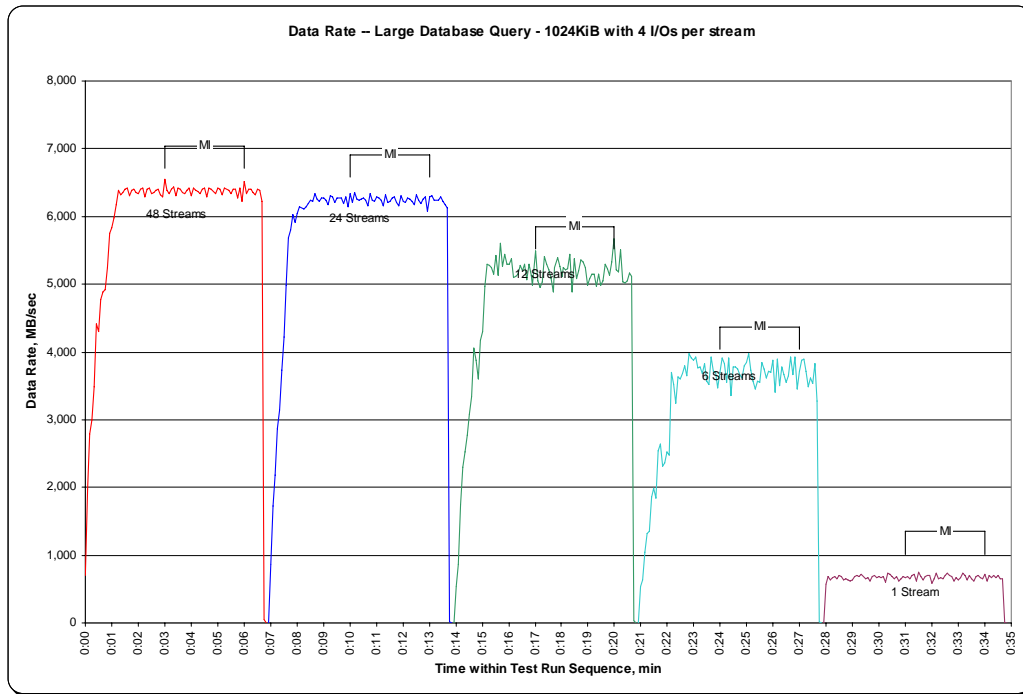
Immediately following the SPC-2 "Large DatabaseQuery/1024 KiB TRANSFER SIZE/4 Outstanding I/Os" table and graphs will be the SPC-2 "Large DatabaseQuery/1024 KiB TRANSFER SIZE/1 Outstanding I/O" table and graphs. The table contains the Test Run data and the graphs illustrate the average Data Rate, average Data Rate per Stream, and average Response Time produced by the Test Runs.

**SPC-2 “Large Database Query/1024 KiB Transfer Size/4 Outstanding I/Os” Test Run Data – Ramp-Up Period**

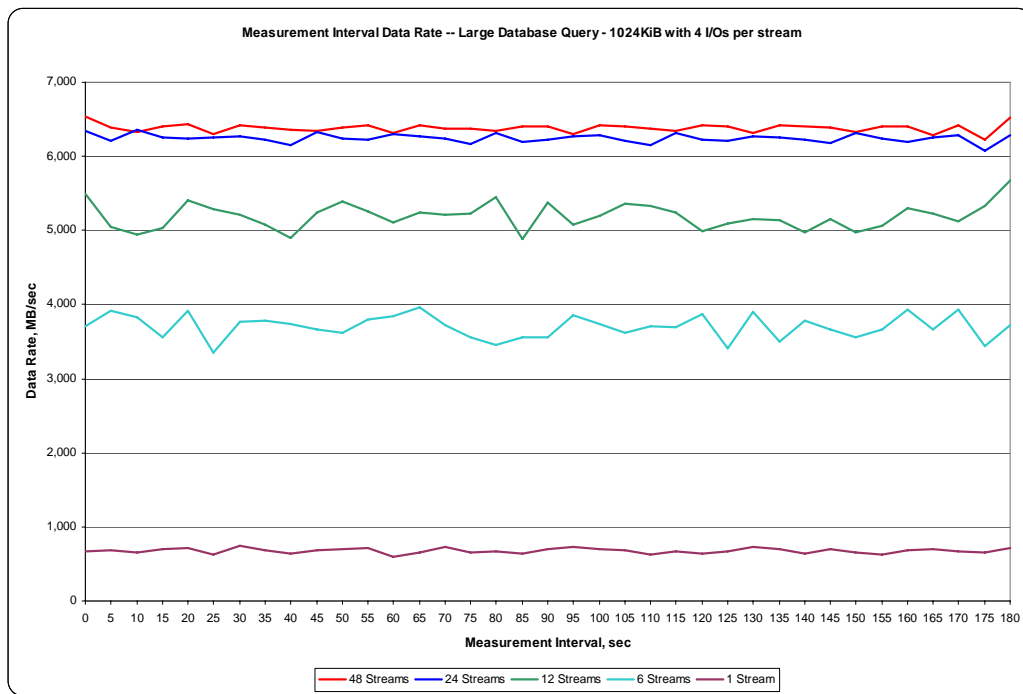
TR1				TR2				TR3				TR4				TR5			
Test Run Sequence Time	48 Streams		Response Time, ms	Test Run Sequence Time	24 Streams		Response Time, ms	Test Run Sequence Time	12 Streams		Response Time, ms	Test Run Sequence Time	6 Streams		Response Time, ms	Test Run Sequence Time	1 Stream		
	Data Rate, MB/sec	Stream, MB/sec			Data Rate, MB/sec	Stream, MB/sec			Data Rate, MB/sec	Stream, MB/sec			Data Rate, MB/sec	Stream, MB/sec			Data Rate, MB/sec	Stream, MB/sec	Data Rate, MB/sec
0:00:00	702.55	175.64	12.94	0:06:55	0.00	0.00	0.00	0:13:55	0.00	0.00	0.00	0:20:55	0.00	0.00	0.00	0:27:55	0.00	0.00	
0:00:05	1,979.08	141.36	20.22	0:07:00	857.53	285.84	10.32	0:14:00	532.47	532.47	7.76	0:21:00	545.26	545.26	7.61	0:28:00	576.09	576.09	
0:00:10	2,783.34	163.73	23.44	0:07:05	1,722.18	287.03	11.47	0:14:05	856.69	428.34	9.03	0:21:05	642.78	642.78	6.49	0:28:05	678.85	678.85	
0:00:15	2,995.15	149.76	25.12	0:07:10	2,182.30	311.76	11.78	0:14:10	1,746.09	436.52	8.00	0:21:10	1,043.33	521.67	7.37	0:28:10	642.36	642.36	
0:00:20	3,482.74	124.38	29.48	0:07:15	2,875.41	261.40	14.34	0:14:15	2,302.46	460.49	9.01	0:21:15	1,312.82	656.41	6.39	0:28:15	675.91	675.91	
0:00:25	4,413.46	152.19	26.84	0:07:20	3,140.07	241.54	15.80	0:14:20	2,522.66	420.44	8.37	0:21:20	1,349.94	449.98	6.22	0:28:20	686.61	686.61	
0:00:30	4,296.85	143.23	28.66	0:07:25	3,737.12	266.94	14.62	0:14:25	2,762.37	460.39	9.13	0:21:25	1,853.88	617.96	6.80	0:28:25	654.94	654.94	
0:00:35	4,779.20	154.17	27.10	0:07:30	4,224.29	264.02	14.69	0:14:30	3,081.97	440.28	9.26	0:21:30	1,982.02	660.67	6.31	0:28:30	693.74	693.74	
0:00:40	4,890.14	152.82	26.69	0:07:35	4,991.43	277.30	13.52	0:14:35	3,339.09	417.39	8.81	0:21:35	1,833.96	458.49	6.83	0:28:35	686.40	686.40	
0:00:45	4,924.32	144.83	27.72	0:07:40	5,692.72	284.64	14.54	0:14:40	4,062.81	507.85	8.23	0:21:40	2,544.06	636.01	6.64	0:28:40	637.53	637.53	
0:00:50	5,253.99	145.94	27.17	0:07:45	5,792.96	275.86	14.64	0:14:45	3,884.76	485.60	8.60	0:21:45	2,637.59	659.40	6.33	0:28:45	644.04	644.04	
0:00:55	5,755.84	151.47	27.20	0:07:50	6,024.70	286.89	14.64	0:14:50	3,598.29	449.79	9.32	0:21:50	2,310.22	577.56	7.23	0:28:50	637.74	637.74	
0:01:00	5,829.87	153.42	27.26	0:07:55	5,913.76	281.61	14.86	0:14:55	4,165.78	462.86	8.78	0:21:55	2,369.57	592.39	7.05	0:28:55	624.53	624.53	
0:01:05	5,981.92	149.55	27.43	0:08:00	6,050.49	275.02	14.93	0:15:00	4,296.23	429.62	9.09	0:22:00	2,530.63	632.66	6.65	0:29:00	640.05	640.05	
0:01:10	6,167.72	140.18	27.97	0:08:05	6,134.59	278.84	15.07	0:15:05	4,972.35	414.36	8.78	0:22:05	2,483.87	413.98	7.37	0:29:05	688.91	688.91	
0:01:15	6,392.33	136.01	30.51	0:08:10	6,118.65	266.03	15.24	0:15:10	5,288.81	440.73	9.44	0:22:10	3,692.87	615.48	6.77	0:29:10	705.69	705.69	
0:01:20	6,320.82	134.49	30.85	0:08:15	6,115.71	265.90	15.66	0:15:15	5,277.48	439.79	9.56	0:22:15	3,515.25	585.87	7.17	0:29:15	676.54	676.54	
0:01:25	6,357.10	132.44	31.32	0:08:20	6,144.24	267.14	15.65	0:15:20	5,250.43	437.54	9.55	0:22:20	3,240.10	540.02	7.71	0:29:20	715.55	715.55	
0:01:30	6,399.88	133.33	31.51	0:08:25	6,184.71	257.70	15.95	0:15:25	5,155.22	429.60	9.68	0:22:25	3,636.46	606.08	6.94	0:29:25	677.80	677.80	
0:01:35	6,423.16	133.82	31.60	0:08:30	6,241.54	260.06	16.09	0:15:30	5,418.62	451.55	9.31	0:22:30	3,606.89	601.15	6.92	0:29:30	644.87	644.87	
0:01:40	6,304.04	131.33	31.44	0:08:35	6,220.57	259.19	15.97	0:15:35	5,134.88	427.91	9.78	0:22:35	3,676.10	612.68	6.83	0:29:35	673.61	673.61	
0:01:45	6,391.49	133.16	31.59	0:08:40	6,339.90	264.16	16.02	0:15:40	5,609.46	467.46	8.99	0:22:40	3,796.05	632.68	6.62	0:29:40	623.90	623.90	
0:01:50	6,401.14	133.36	31.73	0:08:45	6,259.16	260.80	16.11	0:15:45	5,265.32	438.78	9.49	0:22:45	3,656.17	609.36	6.84	0:29:45	678.64	678.64	
0:01:55	6,358.15	132.46	31.62	0:08:50	6,229.38	259.56	16.04	0:15:50	5,434.77	452.90	9.28	0:22:50	3,977.46	662.91	6.33	0:29:50	697.72	697.72	
0:02:00	6,340.53	132.09	31.44	0:08:55	6,273.84	261.41	16.03	0:15:55	5,302.23	441.85	9.45	0:22:55	3,908.25	651.38	6.40	0:29:55	661.65	661.65	
0:02:05	6,400.93	133.35	31.63	0:09:00	6,271.95	261.33	16.09	0:16:00	5,288.81	440.73	9.44	0:23:00	3,872.60	645.43	6.50	0:30:00	688.49	688.49	
0:02:10	6,413.93	133.62	31.51	0:09:05	6,235.88	259.83	16.12	0:16:05	5,384.02	448.67	9.37	0:23:05	3,928.80	654.80	6.37	0:30:05	672.56	672.56	
0:02:15	6,296.28	131.17	31.55	0:09:10	6,176.11	257.34	16.05	0:16:10	5,093.35	424.45	9.86	0:23:10	3,763.34	627.22	6.64	0:30:10	681.78	681.78	
0:02:20	6,398.83	133.31	31.54	0:09:15	6,310.96	262.96	16.12	0:16:15	5,115.79	426.32	9.86	0:23:15	3,780.33	630.05	6.66	0:30:15	602.09	602.09	
0:02:25	6,424.00	133.83	31.54	0:09:20	6,295.65	262.32	16.04	0:16:20	5,147.04	428.92	9.68	0:23:20	3,676.94	612.82	6.80	0:30:20	729.18	729.18	
0:02:30	6,334.87	131.98	31.76	0:09:25	6,207.78	258.66	16.08	0:16:25	5,279.16	439.93	9.57	0:23:25	3,835.06	639.18	6.54	0:30:25	714.08	714.08	
0:02:35	6,361.92	132.54	31.39	0:09:30	6,278.66	261.61	16.01	0:16:30	5,193.81	432.82	9.66	0:23:30	3,562.01	593.67	7.05	0:30:30	684.72	684.72	
0:02:40	6,391.91	133.16	31.54	0:09:35	6,265.87	261.08	16.12	0:16:35	5,299.29	441.61	9.41	0:23:35	3,518.18	586.36	7.16	0:30:35	659.34	659.34	
0:02:45	6,406.38	133.47	31.59	0:09:40	6,266.71	261.11	16.03	0:16:40	5,069.45	422.45	9.95	0:23:40	3,924.19	654.03	6.35	0:30:40	679.06	679.06	
0:02:50	6,320.19	131.67	31.50	0:09:45	6,194.15	258.09	16.03	0:16:45	5,290.70	440.89	9.49	0:23:45	3,714.90	619.15	6.79	0:30:45	622.43	622.43	
0:02:55	6,283.49	130.91	31.62	0:09:50	6,297.33	262.39	16.14	0:16:50	5,129.84	427.49	9.83	0:23:50	3,694.34	615.72	6.79	0:30:50	652.42	652.42	
				0:09:55	6,145.49	256.06	16.06	0:16:55	4,981.37	415.11	9.86	0:23:55	3,472.04	578.67	7.07	0:30:55	681.15	681.15	



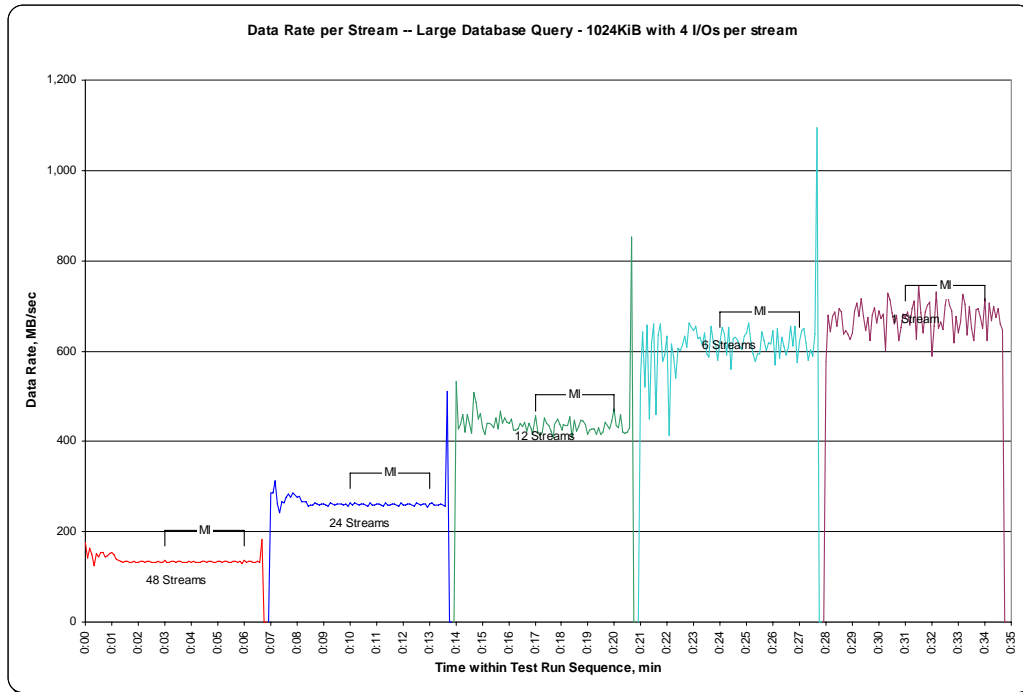
### SPC-2 “Large Database Query/1024 KiB Transfer Size/4 Outstanding I/Os” Average Data Rate Graph – Complete Test Run



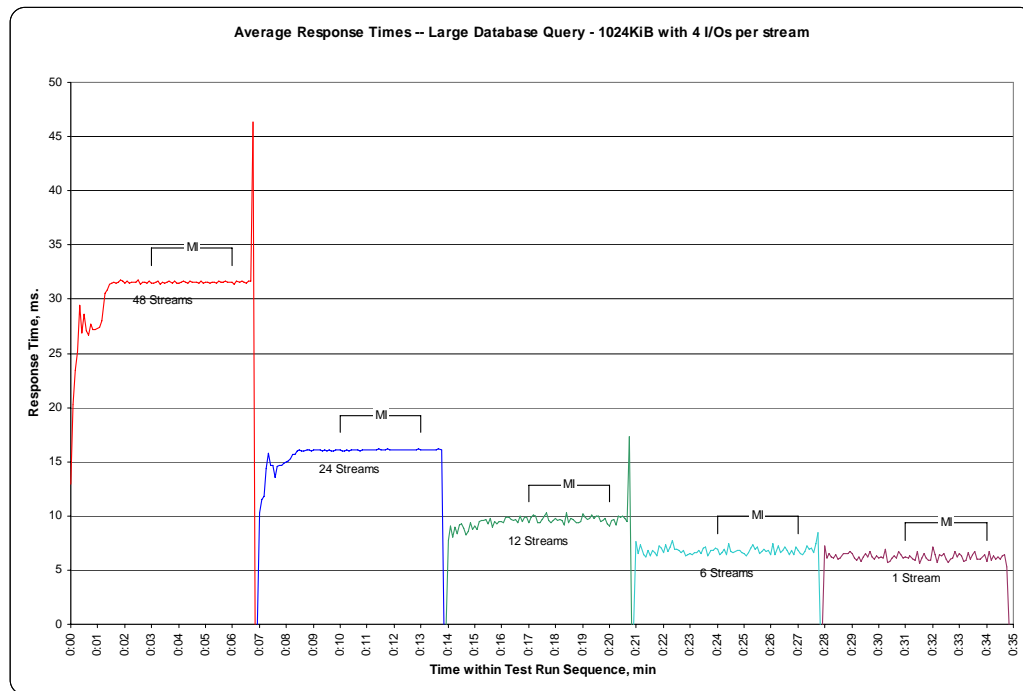
### SPC-2 “Large Database Query/1024 KiB Transfer Size/4 Outstanding I/Os” Average Data Rate Graph – Measurement Interval (MI) Only



### SPC-2 “Large Database Query/1024 KiB Transfer Size/4 Outstanding I/Os” Average Data Rate per Stream Graph



### SPC-2 “Large Database Query/1024 KiB Transfer Size/4 Outstanding I/Os” Average Response Time Graph

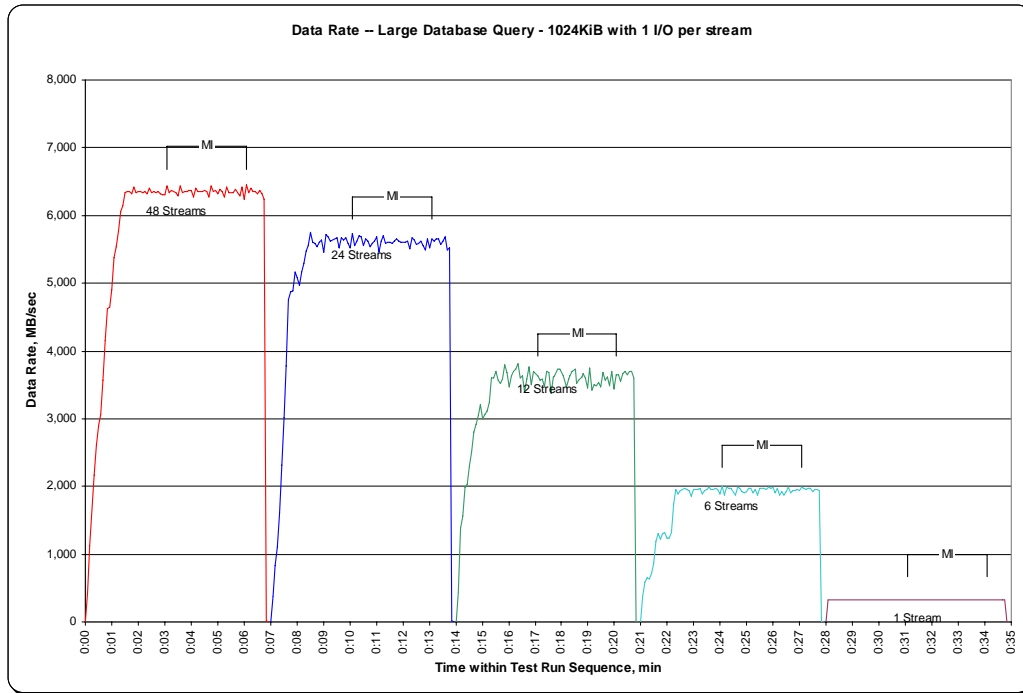


**SPC-2 “Large Database Query/1024 KiB Transfer Size/1 Outstanding I/O” Test Run Data – Ramp-Up Period**

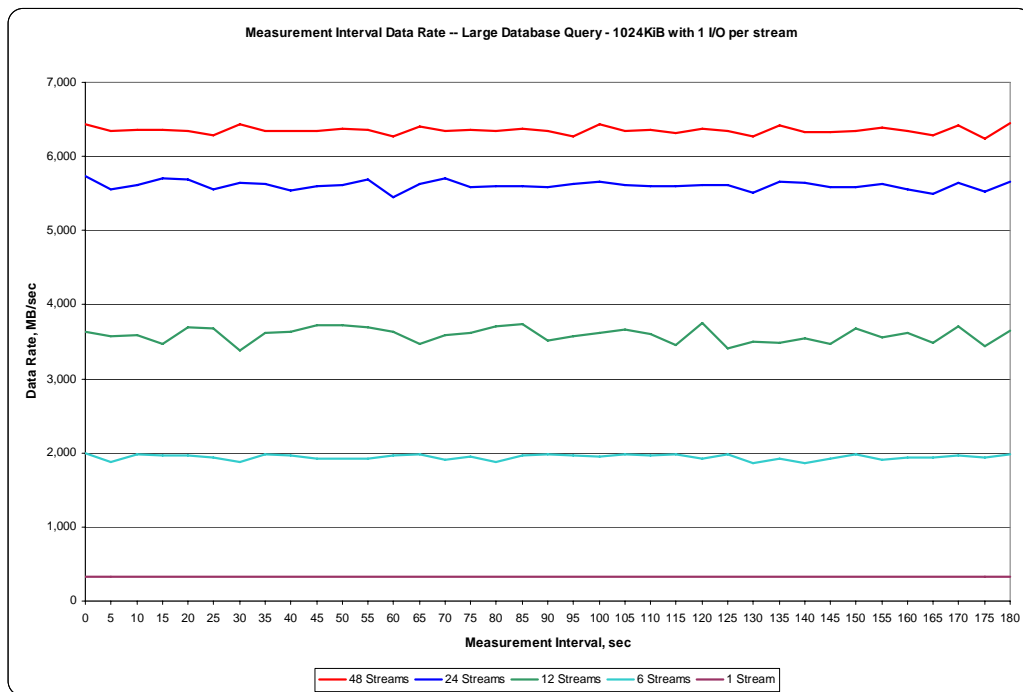
TR6				TR7				TR8				TR9				TR10			
Test Run Sequence Time	Data Rate, MB/sec	Data Rate / Stream, MB/sec	Response Time, ms	Test Run Sequence Time	Data Rate, MB/sec	Data Rate / Stream, MB/sec	Response Time, ms	Test Run Sequence Time	Data Rate, MB/sec	Data Rate / Stream, MB/sec	Response Time, ms	Test Run Sequence Time	Data Rate, MB/sec	Data Rate / Stream, MB/sec	Response Time, ms	Test Run Sequence Time	Data Rate, MB/sec	Data Rate / Stream, MB/sec	Response Time, ms
0:00:00	0.00	0.00	0.00	0:07:00	0.00	0.00	0.00	0:14:00	0.00	0.00	0.00	0:21:00	0.00	0.00	0.00	0:28:00	0.00	0.00	0.00
0:00:05	433.06	108.27	6.78	0:07:05	377.07	188.53	3.18	0:14:05	441.03	110.26	3.54	0:21:05	367.42	183.71	3.59	0:28:05	326.32	326.32	3.18
0:00:10	1,119.25	139.91	5.41	0:07:10	830.47	207.62	3.87	0:14:10	1,383.28	276.66	3.36	0:21:10	593.07	296.54	3.54	0:28:10	328.62	328.62	3.18
0:00:15	1,640.18	136.68	6.38	0:07:15	1,100.59	220.12	3.87	0:14:15	1,560.28	260.05	3.49	0:21:15	658.51	329.25	3.18	0:28:15	329.67	329.67	3.17
0:00:20	2,171.18	144.75	6.68	0:07:20	1,605.58	200.70	4.12	0:14:20	1,995.23	285.03	3.46	0:21:20	634.60	317.30	3.26	0:28:20	329.46	329.46	3.17
0:00:25	2,600.47	144.47	6.63	0:07:25	2,316.30	210.57	4.25	0:14:25	2,043.26	291.89	3.59	0:21:25	718.90	239.63	3.35	0:28:25	329.88	329.88	3.16
0:00:30	2,902.88	138.23	6.78	0:07:30	3,012.98	215.21	4.39	0:14:30	2,297.01	287.13	3.40	0:21:30	870.11	290.04	3.62	0:28:30	330.72	330.72	3.16
0:00:35	3,061.63	139.17	7.20	0:07:35	3,777.18	209.84	4.39	0:14:35	2,509.24	313.66	3.31	0:21:35	1,189.50	297.38	3.33	0:28:35	328.83	328.83	3.17
0:00:40	3,575.22	123.28	7.74	0:07:40	4,757.60	237.88	4.32	0:14:40	2,807.04	280.70	3.51	0:21:40	1,308.62	327.16	3.18	0:28:40	329.46	329.46	3.17
0:00:45	4,148.59	133.83	7.29	0:07:45	4,866.65	243.33	4.32	0:14:45	2,920.07	292.01	3.58	0:21:45	1,224.74	306.18	3.43	0:28:45	329.25	329.25	3.17
0:00:50	4,627.16	140.22	7.24	0:07:50	4,884.27	232.58	4.24	0:14:50	3,043.60	304.36	3.39	0:21:50	1,307.78	326.95	3.17	0:28:50	328.62	328.62	3.18
0:00:55	4,643.09	140.70	7.47	0:07:55	5,158.36	245.64	4.30	0:14:55	3,214.30	321.43	3.28	0:21:55	1,318.69	329.67	3.17	0:28:55	329.25	329.25	3.17
0:01:00	4,907.55	140.22	7.26	0:08:00	5,085.59	242.17	4.33	0:15:00	2,993.27	299.33	3.50	0:22:00	1,235.22	308.81	3.40	0:29:00	328.83	328.83	3.17
0:01:05	5,368.92	141.29	7.16	0:08:05	4,971.72	236.75	4.36	0:15:05	3,063.73	306.37	3.39	0:22:05	1,238.37	309.59	3.36	0:29:05	330.51	330.51	3.16
0:01:10	5,546.34	142.21	7.28	0:08:10	5,166.33	234.83	4.35	0:15:10	3,105.46	310.55	3.35	0:22:10	1,320.58	330.14	3.18	0:29:10	330.09	330.09	3.16
0:01:15	5,772.62	137.44	7.28	0:08:15	5,297.20	230.31	4.43	0:15:15	3,234.65	294.06	3.29	0:22:15	1,743.15	290.53	3.18	0:29:15	329.67	329.67	3.16
0:01:20	6,060.14	140.93	7.33	0:08:20	5,481.75	228.41	4.45	0:15:20	3,592.84	299.40	3.40	0:22:20	1,959.79	326.63	3.19	0:29:20	329.88	329.88	3.16
0:01:25	6,145.28	139.67	7.38	0:08:25	5,561.86	231.74	4.43	0:15:25	3,598.08	299.84	3.42	0:22:25	1,888.07	314.68	3.33	0:29:25	330.09	330.09	3.16
0:01:30	6,333.40	131.95	7.72	0:08:30	5,744.31	239.35	4.41	0:15:30	3,699.17	308.26	3.42	0:22:30	1,936.09	322.68	3.22	0:29:30	327.58	327.58	3.19
0:01:35	6,347.87	132.25	7.91	0:08:35	5,605.69	233.57	4.50	0:15:35	3,561.80	296.82	3.53	0:22:35	1,962.51	327.09	3.18	0:29:35	328.83	328.83	3.18
0:01:40	6,356.68	132.43	7.90	0:08:40	5,585.34	232.72	4.49	0:15:40	3,526.78	293.90	3.53	0:22:40	1,973.63	328.94	3.18	0:29:40	330.51	330.51	3.16
0:01:45	6,318.30	131.63	7.90	0:08:45	5,545.71	231.07	4.49	0:15:45	3,585.50	298.79	3.49	0:22:45	1,953.08	325.51	3.22	0:29:45	328.62	328.62	3.18
0:01:50	6,417.49	133.70	7.91	0:08:50	5,599.82	233.33	4.50	0:15:50	3,793.33	316.11	3.32	0:22:50	1,934.83	322.47	3.24	0:29:50	327.78	327.78	3.18
0:01:55	6,339.27	132.07	7.92	0:08:55	5,643.65	235.15	4.46	0:15:55	3,688.68	307.39	3.41	0:22:55	1,853.88	308.98	3.36	0:29:55	328.62	328.62	3.18
0:02:00	6,356.47	132.43	7.90	0:09:00	5,464.76	227.70	4.51	0:16:00	3,469.74	289.14	3.55	0:23:00	1,957.48	326.25	3.23	0:30:00	328.83	328.83	3.17
0:02:05	6,357.31	132.44	7.89	0:09:05	5,718.72	238.28	4.43	0:16:05	3,637.30	303.11	3.48	0:23:05	1,960.63	326.77	3.18	0:30:05	328.62	328.62	3.18
0:02:10	6,346.19	132.21	7.91	0:09:10	5,691.88	237.16	4.43	0:16:10	3,691.83	307.65	3.41	0:23:10	1,959.79	326.63	3.19	0:30:10	329.88	329.88	3.16
0:02:15	6,351.85	132.33	7.90	0:09:15	5,618.27	234.09	4.46	0:16:15	3,727.27	310.61	3.34	0:23:15	1,974.26	329.04	3.17	0:30:15	327.99	327.99	3.18
0:02:20	6,314.73	131.56	7.91	0:09:20	5,635.47	234.81	4.42	0:16:20	3,815.77	317.98	3.28	0:23:20	1,883.45	313.91	3.34	0:30:20	327.58	327.58	3.18
0:02:25	6,396.52	133.26	7.93	0:09:25	5,646.79	235.28	4.46	0:16:25	3,602.70	300.22	3.50	0:23:25	1,938.19	323.03	3.23	0:30:25	327.37	327.37	3.19
0:02:30	6,343.05	132.15	7.91	0:09:30	5,668.60	236.19	4.44	0:16:30	3,630.17	302.51	3.46	0:23:30	1,959.58	326.60	3.18	0:30:30	329.67	329.67	3.16
0:02:35	6,361.29	132.53	7.90	0:09:35	5,517.40	229.89	4.47	0:16:35	3,390.68	282.56	3.63	0:23:35	1,985.16	330.86	3.18	0:30:35	328.20	328.20	3.18
0:02:40	6,342.84	132.14	7.91	0:09:40	5,671.12	236.30	4.47	0:16:40	3,582.56	298.55	3.53	0:23:40	1,955.38	325.90	3.19	0:30:40	329.88	329.88	3.16
0:02:45	6,349.34	132.28	7.90	0:09:45	5,631.69	234.65	4.48	0:16:45	3,761.87	313.49	3.35	0:23:45	1,956.85	326.14	3.19	0:30:45	330.09	330.09	3.16
0:02:50	6,321.03	131.69	7.93	0:09:50	5,674.47	236.44	4.41	0:16:50	3,499.94	291.66	3.56	0:23:50	1,965.66	327.61	3.21	0:30:50	330.30	330.30	3.16
0:02:55	6,303.83	131.33	7.92	0:09:55	5,587.86	232.83	4.46	0:16:55	3,692.67	307.72	3.39	0:23:55	1,952.87	325.48	3.18	0:30:55	326.11	326.11	3.20
0:03:00	6,306.35	131.38	7.90	0:10:00	5,516.35	229.85	4.48	0:17:00	3,684.28	307.02	3.35	0:24:00	1,892.89	315.48	3.25	0:31:00	328.41	328.41	3.17



**SPC-2 “Large Database Query/1024 KiB Transfer Size/1 Outstanding I/O” Average Data Rate Graph – Complete Test Run**

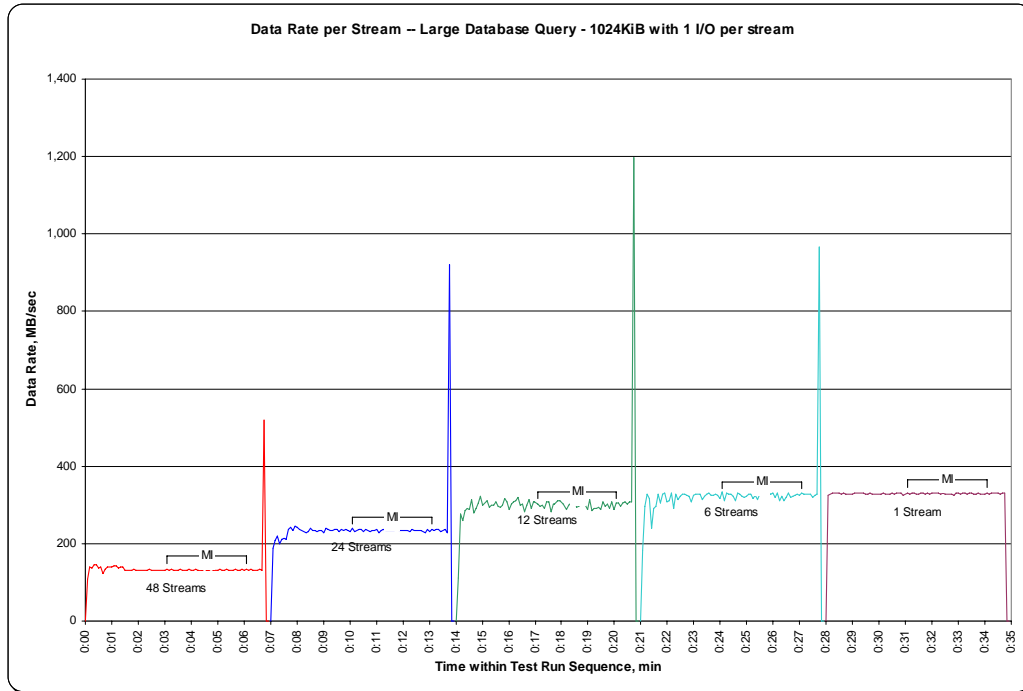


**SPC-2 “Large Database Query/1024 KiB Transfer Size/1 Outstanding I/O” Average Data Rate Graph – Measurement Interval (MI) Only**

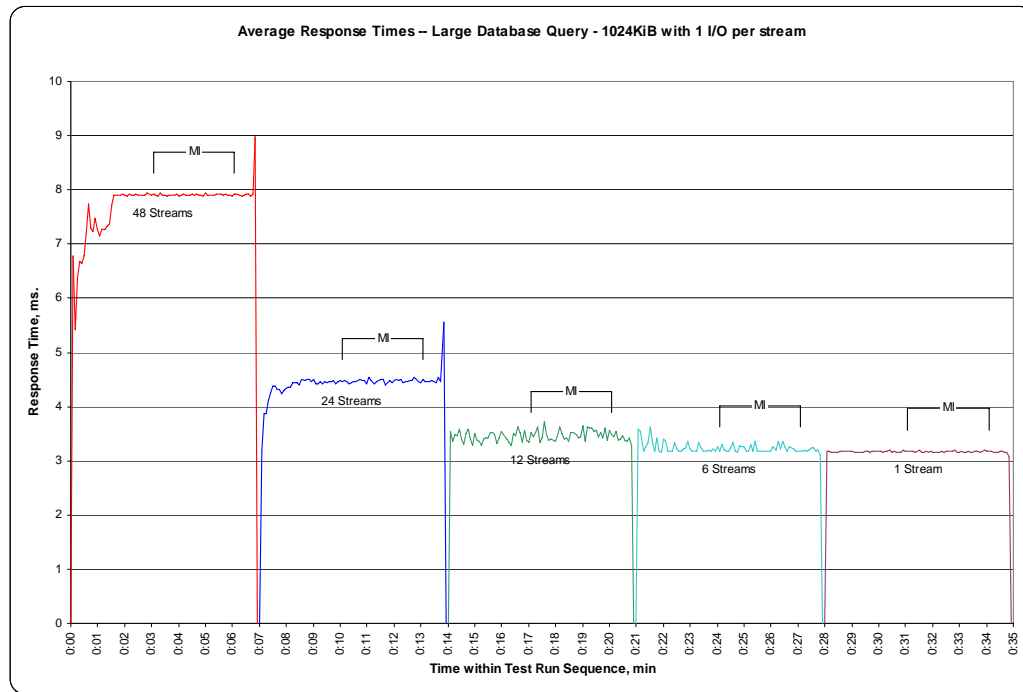




### SPC-2 “Large Database Query/1024 KiB Transfer Size/1 Outstanding I/O” Average Data Rate per Stream Graph



### SPC-2 “Large Database Query/1024 KiB Transfer Size/1 Outstanding I/O” Average Response Time Graph



## Large Database Query Test – 64 KiB TRANSFER SIZE Test Phase

### Clause 10.6.8.2.1

5. A table that will contain the following information for each "64 KiB Transfer Size, 4 Outstanding I/Os" Test Run:
  - The number of Streams specified.
  - The average data rate, average data rate per stream, and average Response Time reported at five second intervals.
6. Average Data Rate (intervals), Average Data Rate per Stream (intervals), and Average Response Time (intervals) graphs for the "64 KiB Transfer Size, 4 Outstanding I/Os" Test Runs as specified in Clauses 10.1.4 – 10.1.6.
7. A table that will contain the following information for each "64 KiB Transfer Size, 1 Outstanding I/O" Test Run:
  - The number of Streams specified.
  - The average data rate, average data rate per stream, and average Response Time reported at five second intervals.
8. Average Data Rate (intervals), Average Data Rate per Stream (intervals), and Average Response Time (intervals) graphs for the "64 KiB Transfer Size, 1 Outstanding I/O" Test Runs as specified in Clauses 10.1.4 – 10.1.6.

The SPC-2 "Large DatabaseQuery/64 KiB TRANSFER SIZE/4 Outstanding I/Os" Test Run data is contained in the table that appears on the next page. That table is followed by graphs illustrating the average Data Rate, average Data Rate per Stream, and average Response Time produced by the same Test Runs. The table and graphs present the data at five-second intervals.

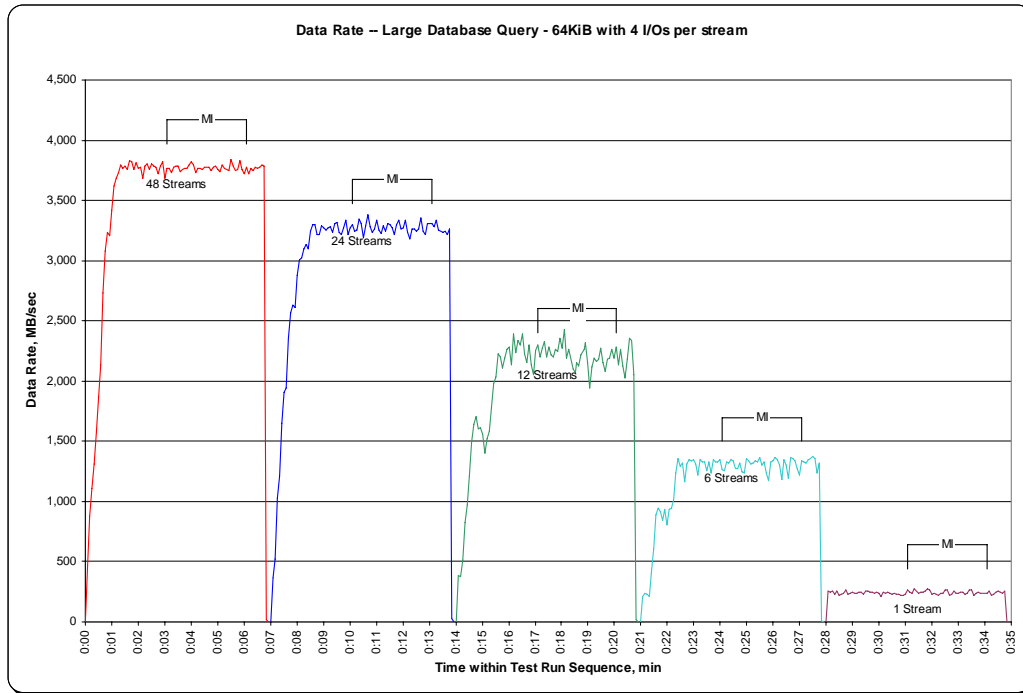
Immediately following the SPC-2 "Large DatabaseQuery/64 KiB TRANSFER SIZE/4 Outstanding I/Os" table and graphs will be the SPC-2 "Large DatabaseQuery/64 KiB TRANSFER SIZE/1 Outstanding I/O" table and graphs. The table contains the Test Run data and the graphs illustrate the average Data Rate, average Data Rate per Stream, and average Response Time produced by the Test Runs.

**SPC-2 “Large Database Query/64 KiB Transfer Size/4 Outstanding I/Os” Test Run Data – Ramp-Up Period**

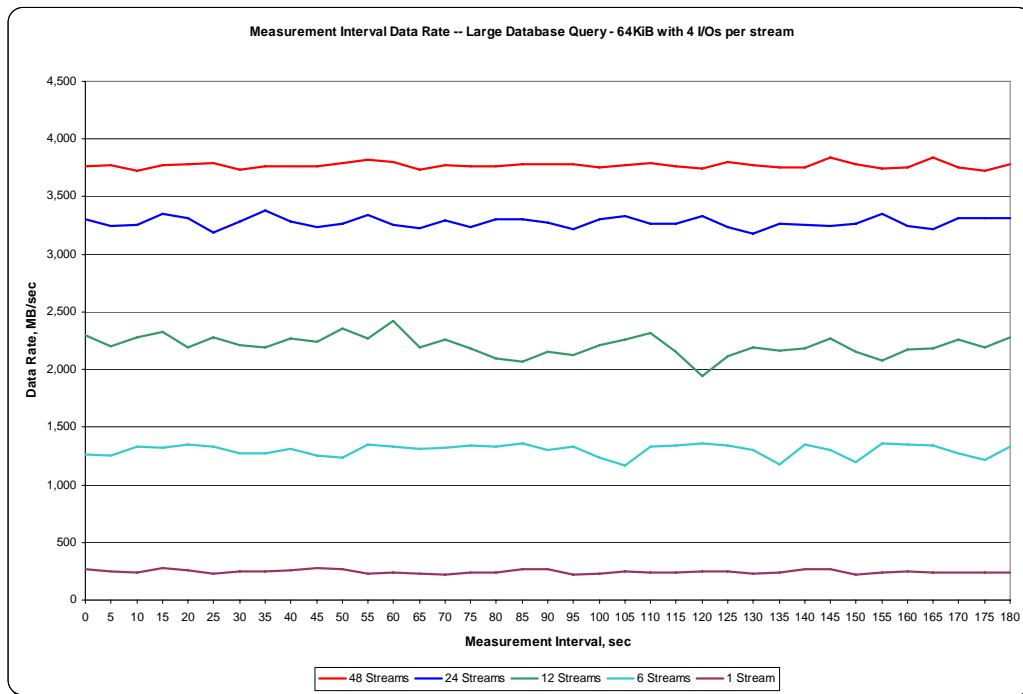
TR11	48 Streams			TR12	24 Streams			TR13	12 Streams			TR14	6 Streams			TR15	1 Stream		
Test Run Sequence Time	Data Rate, MB/sec	Data Rate / Stream, MB/sec	Response Time, ms	Test Run Sequence Time	Data Rate, MB/sec	Data Rate / Stream, MB/sec	Response Time, ms	Test Run Sequence Time	Data Rate, MB/sec	Data Rate / Stream, MB/sec	Response Time, ms	Test Run Sequence Time	Data Rate, MB/sec	Data Rate / Stream, MB/sec	Response Time, ms	Test Run Sequence Time	Data Rate, MB/sec	Data Rate / Stream, MB/sec	Response Time, ms
0:00:00	0.00	0.00	0.00	0:07:00	0.00	0.00	0.00	0:14:00	0.00	0.00	0.00	0:21:00	0.00	0.00	0.00	0:28:00	0.00	0.00	0.00
0:00:05	469.09	78.18	2.38	0:07:05	363.95	181.98	1.05	0:14:05	385.36	192.68	1.11	0:21:05	209.24	209.24	1.21	0:28:05	256.53	256.53	0.98
0:00:10	875.97	97.33	2.38	0:07:10	518.53	103.71	1.56	0:14:10	371.36	185.68	1.37	0:21:10	241.37	241.37	1.04	0:28:10	248.07	248.07	1.01
0:00:15	1,104.91	100.45	2.44	0:07:15	1,023.18	127.90	1.57	0:14:15	509.87	127.47	1.24	0:21:15	230.26	230.26	1.11	0:28:15	256.60	256.60	0.99
0:00:20	1,307.32	81.71	2.71	0:07:20	1,210.69	134.52	1.76	0:14:20	824.20	206.05	1.23	0:21:20	212.15	212.15	1.20	0:28:20	230.62	230.62	1.10
0:00:25	1,576.64	71.67	2.97	0:07:25	1,651.15	127.01	1.74	0:14:25	971.60	161.93	1.26	0:21:25	431.78	143.93	1.06	0:28:25	259.85	259.85	0.97
0:00:30	1,865.42	74.62	3.14	0:07:30	1,906.79	146.68	1.73	0:14:30	1,213.77	173.40	1.34	0:21:30	608.93	202.98	1.26	0:28:30	219.17	219.17	1.16
0:00:35	2,132.51	78.98	3.16	0:07:35	1,945.72	129.71	1.80	0:14:35	1,493.42	186.68	1.34	0:21:35	892.63	223.16	1.10	0:28:35	231.01	231.01	1.10
0:00:40	2,727.78	80.23	2.97	0:07:40	2,358.23	131.01	1.80	0:14:40	1,638.49	204.81	1.25	0:21:40	942.75	235.69	1.07	0:28:40	233.96	233.96	1.09
0:00:45	3,080.39	83.25	3.00	0:07:45	2,570.70	142.82	1.80	0:14:45	1,702.37	212.80	1.19	0:21:45	916.18	229.05	1.10	0:28:45	264.08	264.08	0.96
0:00:50	3,234.56	85.12	3.01	0:07:50	2,632.44	146.25	1.76	0:14:50	1,605.25	200.66	1.27	0:21:50	842.87	210.72	1.21	0:28:50	225.80	225.80	1.13
0:00:55	3,209.38	80.23	3.16	0:07:55	2,607.87	144.88	1.78	0:14:55	1,612.93	201.62	1.27	0:21:55	934.55	233.64	1.08	0:28:55	235.51	235.51	1.08
0:01:00	3,415.34	81.32	3.12	0:08:00	2,876.06	136.96	1.79	0:15:00	1,555.79	194.47	1.32	0:22:00	807.51	201.88	1.25	0:29:00	243.26	243.26	1.04
0:01:05	3,616.75	82.20	3.10	0:08:05	3,007.48	136.70	1.84	0:15:05	1,400.32	175.04	1.45	0:22:05	938.17	234.54	1.08	0:29:05	234.34	234.34	1.08
0:01:10	3,685.53	80.12	3.18	0:08:10	3,025.97	137.54	1.85	0:15:10	1,521.71	190.21	1.34	0:22:10	946.19	236.55	1.07	0:29:10	242.05	242.05	1.05
0:01:15	3,733.15	79.43	3.19	0:08:15	3,101.21	140.96	1.82	0:15:15	1,582.18	175.80	1.36	0:22:15	1,013.45	202.69	1.10	0:29:15	247.59	247.59	1.02
0:01:20	3,793.96	79.04	3.26	0:08:20	3,134.60	136.29	1.85	0:15:20	1,775.93	177.59	1.33	0:22:20	1,236.29	206.05	1.11	0:29:20	247.34	247.34	1.03
0:01:25	3,766.19	78.46	3.31	0:08:25	3,097.50	134.67	1.91	0:15:25	1,980.24	198.02	1.29	0:22:25	1,352.08	225.35	1.13	0:29:25	230.11	230.11	1.10
0:01:30	3,788.51	78.93	3.30	0:08:30	3,241.21	135.05	1.85	0:15:30	2,036.28	169.69	1.34	0:22:30	1,291.00	215.17	1.18	0:29:30	257.64	257.64	0.98
0:01:35	3,753.38	78.20	3.28	0:08:35	3,301.04	137.54	1.88	0:15:35	2,230.30	185.86	1.37	0:22:35	1,321.29	220.21	1.15	0:29:35	258.14	258.14	0.98
0:01:40	3,827.99	79.75	3.27	0:08:40	3,297.75	137.41	1.88	0:15:40	2,196.13	183.01	1.39	0:22:40	1,163.03	193.84	1.32	0:29:40	251.70	251.70	1.01
0:01:45	3,818.26	79.55	3.28	0:08:45	3,221.27	134.22	1.89	0:15:45	2,110.25	175.85	1.46	0:22:45	1,311.82	218.64	1.16	0:29:45	250.09	250.09	1.01
0:01:50	3,756.20	78.25	3.29	0:08:50	3,214.43	133.93	1.92	0:15:50	2,190.87	182.57	1.39	0:22:50	1,349.41	224.90	1.13	0:29:50	241.90	241.90	1.05
0:01:55	3,812.56	79.43	3.28	0:08:55	3,287.76	136.99	1.90	0:15:55	2,265.93	188.83	1.35	0:22:55	1,335.07	222.51	1.14	0:29:55	246.11	246.11	1.03
0:02:00	3,763.40	78.40	3.31	0:09:00	3,275.06	136.46	1.88	0:16:00	2,278.49	189.87	1.35	0:23:00	1,344.75	224.12	1.14	0:30:00	241.64	241.64	1.05
0:02:05	3,775.13	78.65	3.32	0:09:05	3,257.49	135.73	1.88	0:16:05	2,136.63	178.05	1.44	0:23:05	1,310.29	218.38	1.16	0:30:05	214.37	214.37	1.19
0:02:10	3,686.69	76.81	3.34	0:09:10	3,271.02	136.29	1.90	0:16:10	2,391.42	199.29	1.28	0:23:10	1,218.97	203.16	1.25	0:30:10	245.89	245.89	1.03
0:02:15	3,787.68	78.91	3.31	0:09:15	3,277.44	136.56	1.89	0:16:15	2,239.14	186.59	1.36	0:23:15	1,351.56	225.26	1.13	0:30:15	241.51	241.51	1.05
0:02:20	3,807.64	79.33	3.28	0:09:20	3,237.69	134.90	1.88	0:16:20	2,337.78	194.81	1.31	0:23:20	1,332.58	222.10	1.14	0:30:20	251.87	251.87	1.01
0:02:25	3,757.06	78.27	3.30	0:09:25	3,304.27	137.68	1.87	0:16:25	2,297.30	191.44	1.32	0:23:25	1,332.17	222.03	1.14	0:30:25	236.62	236.62	1.07
0:02:30	3,807.38	79.32	3.29	0:09:30	3,320.65	138.36	1.88	0:16:30	2,392.81	199.40	1.28	0:23:30	1,254.24	209.04	1.22	0:30:30	227.33	227.33	1.12
0:02:35	3,786.24	78.88	3.29	0:09:35	3,235.99	134.83	1.91	0:16:35	2,227.40	185.62	1.38	0:23:35	1,329.60	221.60	1.15	0:30:35	240.64	240.64	1.06
0:02:40	3,779.37	78.74	3.31	0:09:40	3,213.57	133.90	1.91	0:16:40	2,157.45	179.79	1.43	0:23:40	1,236.88	206.15	1.23	0:30:40	233.26	233.26	1.09
0:02:45	3,722.55	77.55	3.31	0:09:45	3,276.44	136.52	1.89	0:16:45	2,301.11	191.76	1.33	0:23:45	1,345.83	224.30	1.13	0:30:45	226.41	226.41	1.12
0:02:50	3,785.21	78.86	3.31	0:09:50	3,334.00	138.92	1.86	0:16:50	2,132.61	177.72	1.43	0:23:50	1,326.83	221.14	1.15	0:30:50	219.00	219.00	1.16
0:02:55	3,821.69	79.62	3.27	0:09:55	3,215.75	133.99	1.90	0:16:55	2,049.77	170.81	1.50	0:23:55	1,329.90	221.65	1.14	0:30:55	224.38	224.38	1.13
0:03:00	3,681.38	76.70	3.35	0:10:00	3,272.48	136.35	1.88	0:17:00	2,253.33	187.78	1.35	0:24:00	1,347.21	224.54	1.12	0:31:00	231.72	231.72	1.09



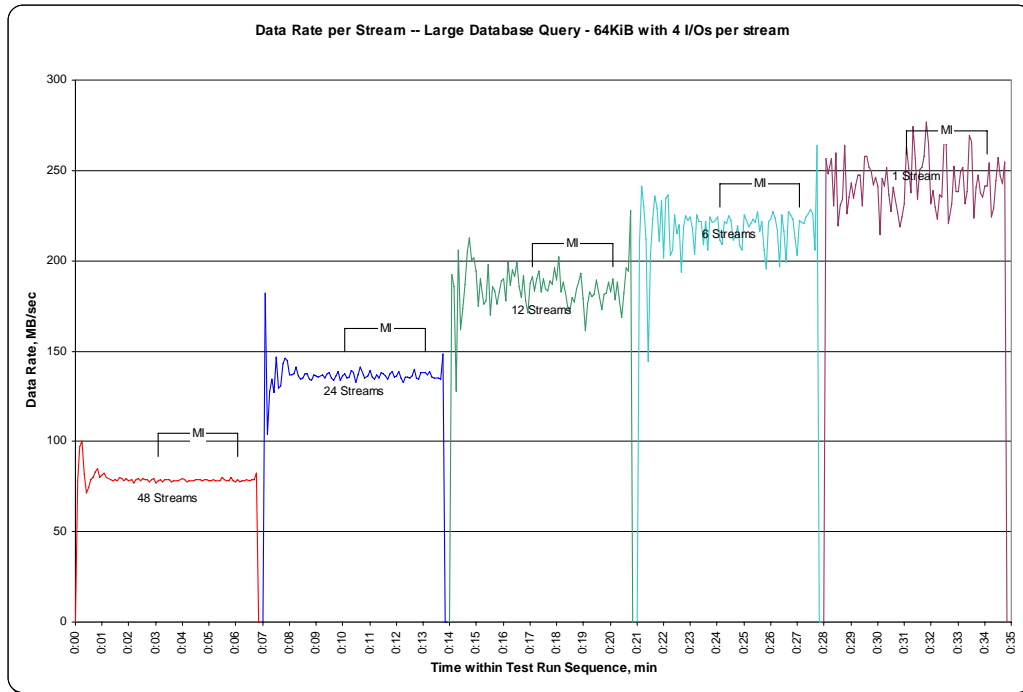
### SPC-2 “Large Database Query/64 KiB Transfer Size/4 Outstanding I/Os” Average Data Rate Graph – Complete Test Run



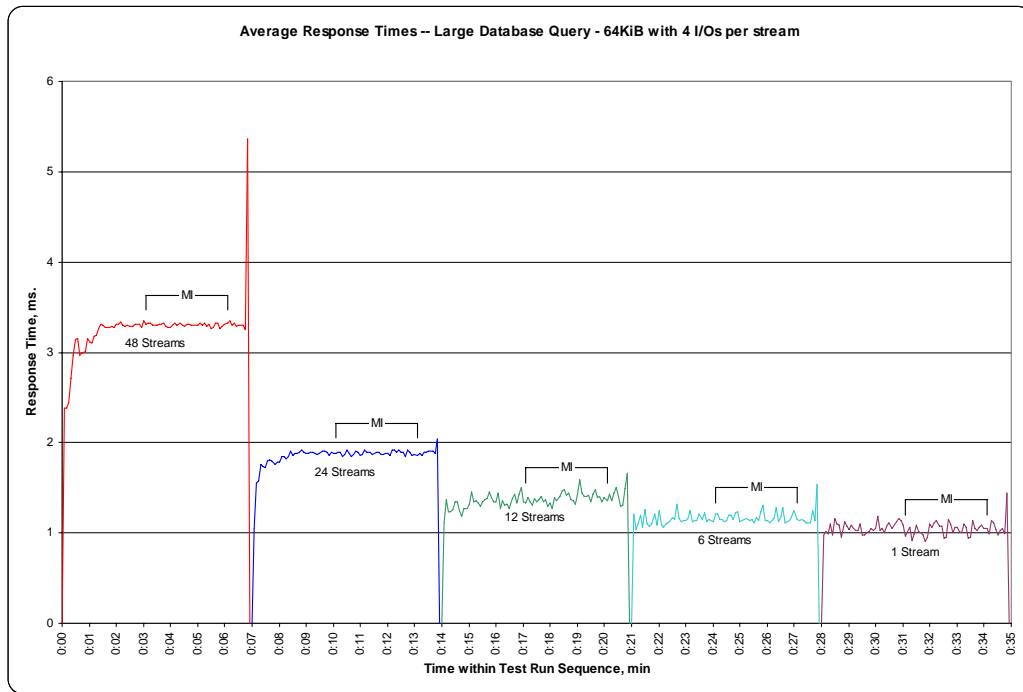
### SPC-2 “Large Database Query/64 KiB Transfer Size/4 Outstanding I/Os” Average Data Rate Graph – Measurement Interval (MI) Only



### SPC-2 “Large Database Query/64 KiB Transfer Size/4 Outstanding I/Os” Average Data Rate per Stream Graph



### SPC-2 “Large Database Query/64 KiB Transfer Size/4 Outstanding I/Os” Average Response Time Graph



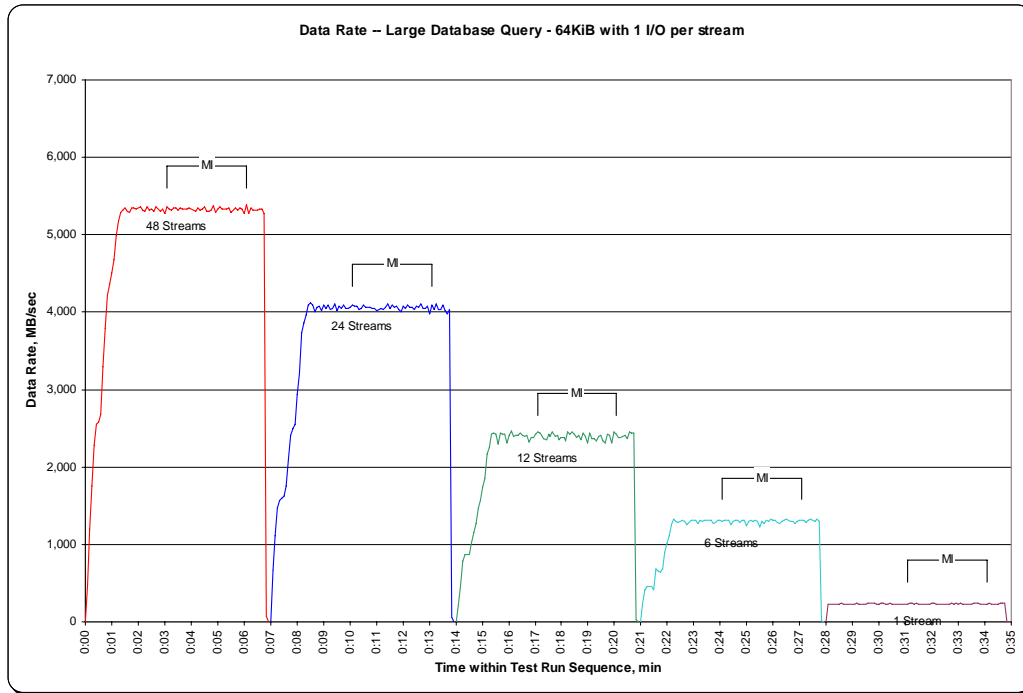
**SPC-2 “Large Database Query/64 KiB Transfer Size/1 Outstanding I/O” Test Run Data - Ramp-Up Period**

TR16				TR17				TR18				TR19				TR20			
Test Run Sequence Time	48 Streams		Response Time, ms	Test Run Sequence Time	24 Streams		Response Time, ms	Test Run Sequence Time	12 Streams		Response Time, ms	Test Run Sequence Time	6 Streams		Response Time, ms	Test Run Sequence Time	1 Stream		
	Data Rate, MB/sec	Data Rate / Stream, MB/sec			Data Rate, MB/sec	Data Rate / Stream, MB/sec			Data Rate, MB/sec	Data Rate / Stream, MB/sec			Data Rate, MB/sec	Data Rate / Stream, MB/sec			Data Rate, MB/sec	Data Rate / Stream, MB/sec	Data Rate, MB/sec
0:00:00	0.00	0.00	0.00	0:07:00	0.00	0.00	0.00	0:14:00	0.00	0.00	0.00	0:21:00	0.00	0.00	0.00	0:28:00	0.00	0.00	0.00
0:00:05	480.45	96.09	0.40	0:07:05	672.07	168.02	0.31	0:14:05	218.90	218.90	0.28	0:21:05	245.52	122.76	0.29	0:28:05	225.01	225.01	0.28
0:00:10	1,196.21	119.62	0.41	0:07:10	1,114.74	159.25	0.34	0:14:10	463.68	154.56	0.29	0:21:10	407.50	203.75	0.31	0:28:10	227.25	227.25	0.27
0:00:15	1,754.11	125.29	0.44	0:07:15	1,466.58	162.95	0.35	0:14:15	782.05	195.51	0.28	0:21:15	450.07	225.03	0.27	0:28:15	228.37	228.37	0.27
0:00:20	2,279.00	113.95	0.47	0:07:20	1,571.23	174.58	0.36	0:14:20	872.67	218.17	0.29	0:21:20	453.24	226.62	0.28	0:28:20	229.30	229.30	0.27
0:00:25	2,546.49	127.32	0.50	0:07:25	1,594.70	177.19	0.36	0:14:25	869.38	217.35	0.29	0:21:25	460.55	230.27	0.27	0:28:25	232.01	232.01	0.27
0:00:30	2,576.26	122.68	0.51	0:07:30	1,622.34	180.26	0.35	0:14:30	868.35	217.09	0.29	0:21:30	418.82	139.61	0.32	0:28:30	226.61	226.61	0.27
0:00:35	2,684.68	103.26	0.55	0:07:35	1,754.12	175.41	0.35	0:14:35	1,028.69	205.74	0.29	0:21:35	687.44	229.15	0.27	0:28:35	236.37	236.37	0.26
0:00:40	3,289.74	109.66	0.53	0:07:40	2,090.91	160.84	0.36	0:14:40	1,156.26	192.71	0.30	0:21:40	660.38	220.13	0.28	0:28:40	233.64	233.64	0.27
0:00:45	3,797.21	115.07	0.52	0:07:45	2,404.92	171.78	0.35	0:14:45	1,274.97	182.14	0.31	0:21:45	644.35	214.78	0.29	0:28:45	228.51	228.51	0.27
0:00:50	4,214.48	123.96	0.51	0:07:50	2,495.83	178.27	0.35	0:14:50	1,464.54	209.22	0.30	0:21:50	684.93	171.23	0.27	0:28:50	235.09	235.09	0.26
0:00:55	4,362.23	121.17	0.50	0:07:55	2,545.54	169.70	0.35	0:14:55	1,573.01	196.63	0.30	0:21:55	899.69	224.92	0.28	0:28:55	228.63	228.63	0.27
0:01:00	4,509.30	118.67	0.51	0:08:00	2,939.28	163.29	0.35	0:15:00	1,738.44	193.16	0.30	0:22:00	1,015.07	203.01	0.28	0:29:00	233.37	233.37	0.27
0:01:05	4,671.80	116.80	0.53	0:08:05	3,209.80	168.94	0.36	0:15:05	1,846.79	205.20	0.31	0:22:05	1,113.34	222.67	0.28	0:29:05	230.79	230.79	0.27
0:01:10	4,985.37	113.30	0.54	0:08:10	3,735.18	169.78	0.36	0:15:10	2,164.88	196.81	0.31	0:22:10	1,250.70	208.45	0.28	0:29:10	235.50	235.50	0.26
0:01:15	5,174.82	112.50	0.54	0:08:15	3,860.37	175.47	0.36	0:15:15	2,253.76	187.81	0.31	0:22:15	1,318.89	219.81	0.28	0:29:15	227.43	227.43	0.27
0:01:20	5,292.46	112.61	0.56	0:08:20	3,958.02	172.09	0.36	0:15:20	2,420.55	201.71	0.31	0:22:20	1,299.98	216.66	0.29	0:29:20	230.18	230.18	0.27
0:01:25	5,315.75	110.74	0.57	0:08:25	4,085.58	170.23	0.37	0:15:25	2,439.55	203.30	0.31	0:22:25	1,278.17	213.03	0.29	0:29:25	227.54	227.54	0.27
0:01:30	5,348.35	111.42	0.57	0:08:30	4,124.84	171.87	0.36	0:15:30	2,418.74	201.56	0.31	0:22:30	1,295.83	215.97	0.29	0:29:30	229.32	229.32	0.27
0:01:35	5,304.52	110.51	0.57	0:08:35	4,090.01	170.42	0.37	0:15:35	2,293.86	191.16	0.32	0:22:35	1,315.82	219.30	0.28	0:29:35	240.13	240.13	0.26
0:01:40	5,282.72	110.06	0.57	0:08:40	4,003.94	166.83	0.37	0:15:40	2,435.27	202.94	0.31	0:22:40	1,297.62	216.27	0.29	0:29:40	235.47	235.47	0.26
0:01:45	5,351.62	111.49	0.57	0:08:45	4,063.76	169.32	0.37	0:15:45	2,421.22	201.77	0.31	0:22:45	1,261.48	210.25	0.30	0:29:45	235.45	235.45	0.26
0:01:50	5,346.29	111.38	0.57	0:08:50	4,078.22	169.93	0.37	0:15:50	2,419.01	201.58	0.31	0:22:50	1,279.83	213.30	0.29	0:29:50	240.14	240.14	0.26
0:01:55	5,335.46	111.16	0.57	0:08:55	4,021.41	167.56	0.37	0:15:55	2,315.30	192.94	0.32	0:22:55	1,305.78	217.63	0.29	0:29:55	229.49	229.49	0.27
0:02:00	5,339.97	111.25	0.57	0:09:00	4,096.77	170.70	0.37	0:16:00	2,409.42	200.78	0.31	0:23:00	1,312.39	218.73	0.28	0:30:00	233.21	233.21	0.27
0:02:05	5,358.92	111.64	0.57	0:09:05	4,051.36	168.81	0.37	0:16:05	2,466.46	205.54	0.30	0:23:05	1,315.10	219.18	0.29	0:30:05	235.49	235.49	0.26
0:02:10	5,324.79	110.93	0.57	0:09:10	4,090.24	170.43	0.37	0:16:10	2,389.97	199.16	0.31	0:23:10	1,273.02	212.17	0.29	0:30:10	238.61	238.61	0.26
0:02:15	5,308.44	110.59	0.57	0:09:15	4,032.17	168.01	0.37	0:16:15	2,412.05	201.00	0.31	0:23:15	1,314.05	219.01	0.29	0:30:15	227.88	227.88	0.27
0:02:20	5,358.41	111.63	0.57	0:09:20	4,051.17	168.80	0.37	0:16:20	2,410.15	200.85	0.31	0:23:20	1,298.44	216.41	0.29	0:30:20	228.97	228.97	0.27
0:02:25	5,321.12	110.86	0.57	0:09:25	4,099.30	170.80	0.37	0:16:25	2,440.43	203.37	0.31	0:23:25	1,310.84	218.47	0.29	0:30:25	236.37	236.37	0.26
0:02:30	5,331.15	111.07	0.57	0:09:30	4,023.96	167.67	0.37	0:16:30	2,405.11	200.43	0.31	0:23:30	1,309.11	218.18	0.28	0:30:30	235.14	235.14	0.26
0:02:35	5,310.36	110.63	0.57	0:09:35	4,071.71	169.65	0.37	0:16:35	2,388.23	199.02	0.32	0:23:35	1,305.57	217.60	0.29	0:30:35	234.30	234.30	0.27
0:02:40	5,365.75	111.79	0.57	0:09:40	4,052.32	168.85	0.37	0:16:40	2,415.51	201.29	0.31	0:23:40	1,318.31	219.72	0.28	0:30:40	234.98	234.98	0.26
0:02:45	5,329.97	111.04	0.57	0:09:45	4,089.17	170.38	0.37	0:16:45	2,327.58	193.96	0.32	0:23:45	1,273.72	212.29	0.29	0:30:45	234.20	234.20	0.27
0:02:50	5,299.24	110.40	0.57	0:09:50	4,047.86	168.66	0.37	0:16:50	2,386.99	198.92	0.32	0:23:50	1,278.05	213.01	0.29	0:30:50	226.69	226.69	0.27
0:02:55	5,329.70	111.04	0.57	0:09:55	4,043.33	168.47	0.37	0:16:55	2,377.97	198.16	0.32	0:23:55	1,305.14	217.52	0.29	0:30:55	232.72	232.72	0.27
0:03:00	5,280.53	110.01	0.57	0:10:00	4,062.80	169.28	0.37	0:17:00	2,420.02	201.67	0.30	0:24:00	1,306.76	217.79	0.29	0:31:00	233.32	233.32	0.27

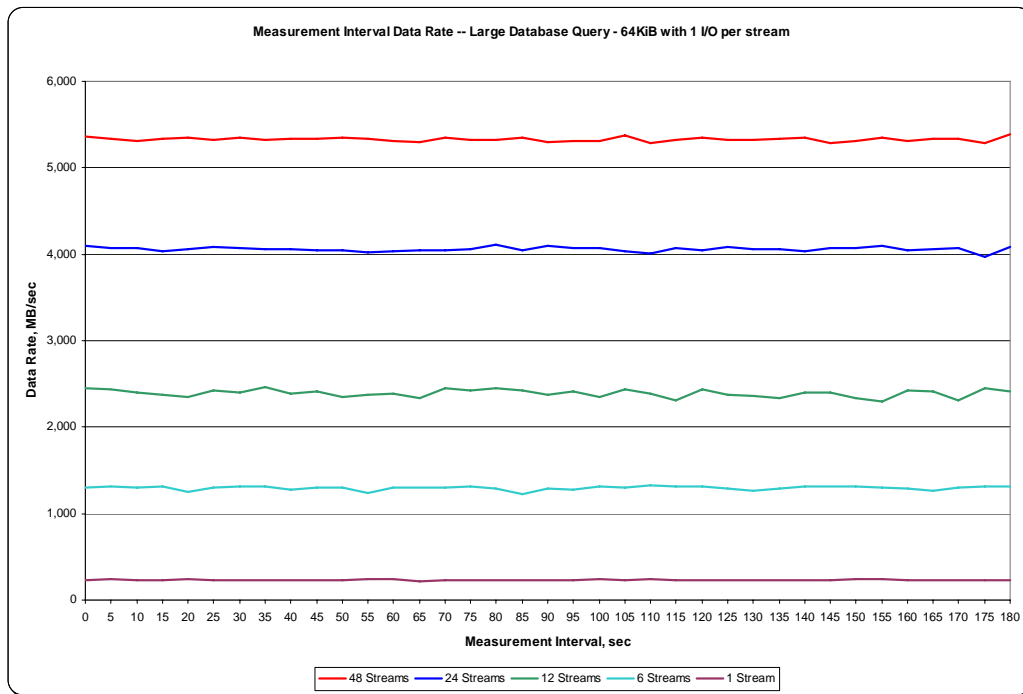




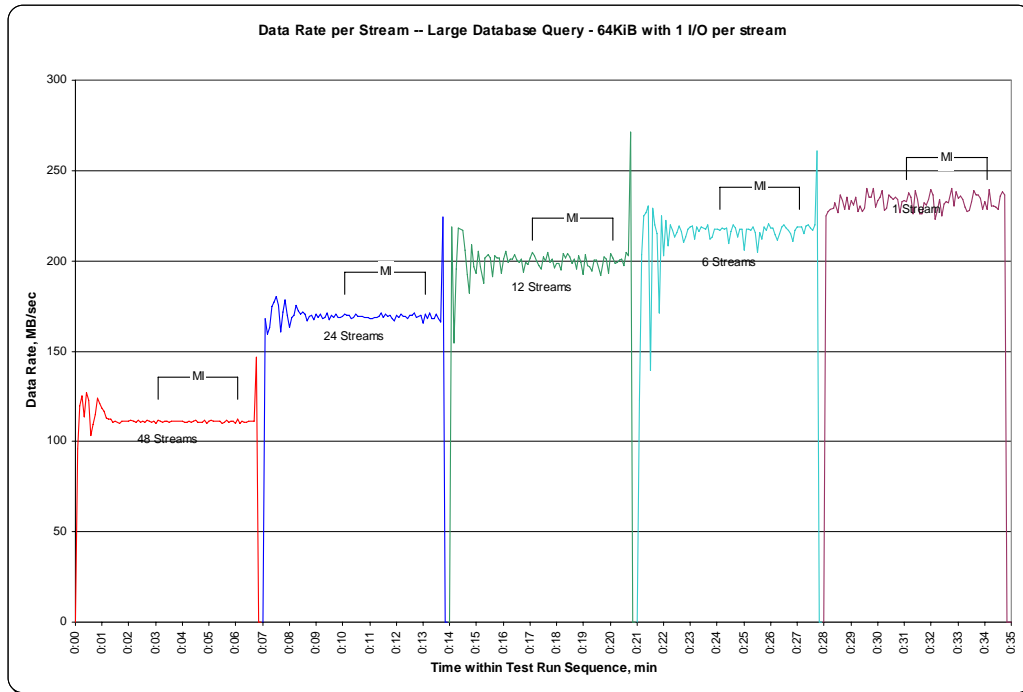
### SPC-2 “Large Database Query/64 KiB Transfer Size/1 Outstanding I/O” Average Data Rate Graph – Complete Test Run



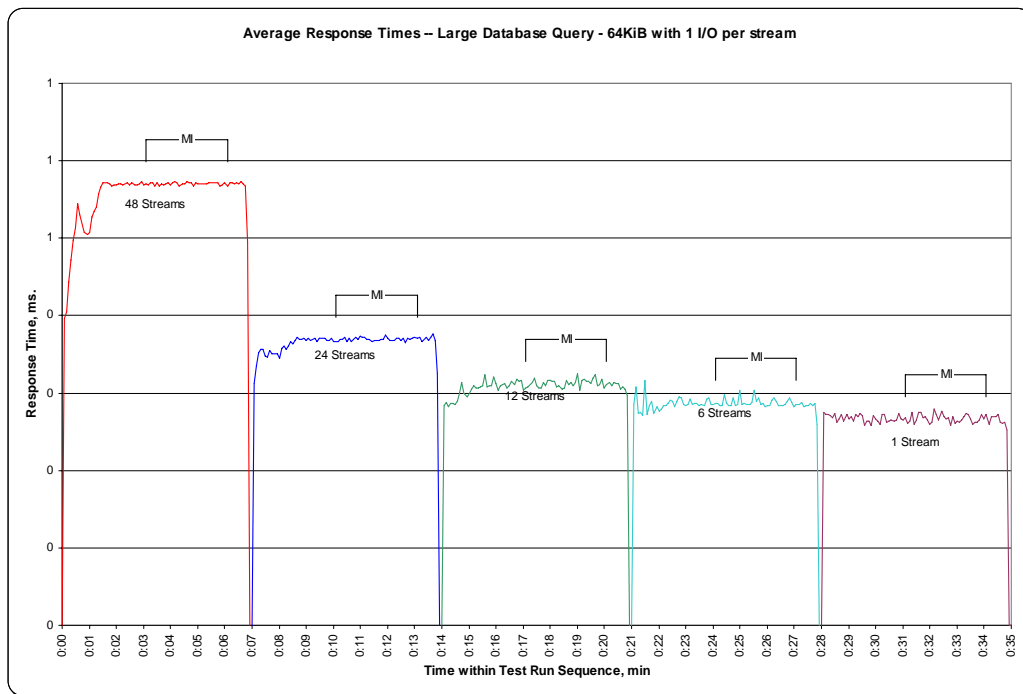
### SPC-2 “Large Database Query/64 KiB Transfer Size/1 Outstanding I/O” Average Data Rate Graph – Measurement Interval (MI) Only



### SPC-2 “Large Database Query/64 KiB Transfer Size/1 Outstanding I/O” Average Data Rate per Stream Graph



### SPC-2 “Large Database Query/64 KiB Transfer Size/1 Outstanding I/O” Average Response Time Graph



## **Video on Demand Delivery Test**

### Clause 6.4.4.1

*The Video on Demand Delivery Test represents the I/O operations required to enable individualized video entertainment for a community of subscribers, which draw from a digital film library.*

### Clause 6.4.2.2

*The Video on Demand Delivery Test consists of one (1) Test Run.*

*The BC shall not be restarted or manually disturbed, altered, or adjusted during the execution of the Video on Demand Delivery Test. If power is lost to the BC during this Test all results shall be rendered invalid and the Test re-run in its entirety.*

### Clause 10.6.8.3

*The Full Disclosure Report will contain the following content for the Video on Demand Delivery Test:*

- 1. A listing of the SPC-2 Workload Generator commands and parameters used to execute the Test Run in the Video on Demand Delivery Test.*
- 2. The human readable SPC-2 Test Results File for the Test Run in the Video on Demand Delivery Test.*
- 3. A table that contains the following information for the Test Run in the Video on Demand Delivery Test:*
  - The number Streams specified.*
  - The Ramp-Up duration in seconds.*
  - The Measurement Interval duration in seconds.*
  - The average data rate, in MB per second, for the Measurement Interval.*
  - The average data rate, in MB per second, per Stream for the Measurement Interval.*
- 4. A table that contains the following information for the single Video on Demand Delivery Test Run:*
  - The number Streams specified.*
  - The average data rate, average data rate per stream, average Response Time, and Maximum Response Time reported at 60 second intervals.*
- 5. Average Data Rate (intervals), Average Data Rate per Stream (intervals), and Average Response Time (intervals) graphs for the single Video on Demand Delivery Test Run as specified in Clauses 10.1.4-2-10.1.6.*
- 6. A Maximum Response Time (intervals) graph, which will utilize the format defined in Clause 10.1.6, substituting maximum Response Time data for average Response Time data.*

## **SPC-2 Workload Generator Commands and Parameters**

The SPC-2 Workload Generator commands and parameters for the Video on Demand Delivery Test Run are documented in “Appendix E: SPC-2 Workload Generator Execution Commands and Parameters” on Page 110.

### SPC-2 Test Results File

A link to the SPC-2 Test Results file generated from the Video on Demand Delivery Test Run is listed below.

[SPC-2 Video on Demand Delivery Test Results File](#)

### SPC-2 Video on Demand Delivery Test Run Data

The number of Streams specified, Ramp-Up duration in seconds, Measurement Interval duration in seconds, average Data Rate for the Measurement Interval, and average Data Rate per Stream for the Measurement Interval are listed in the following table.

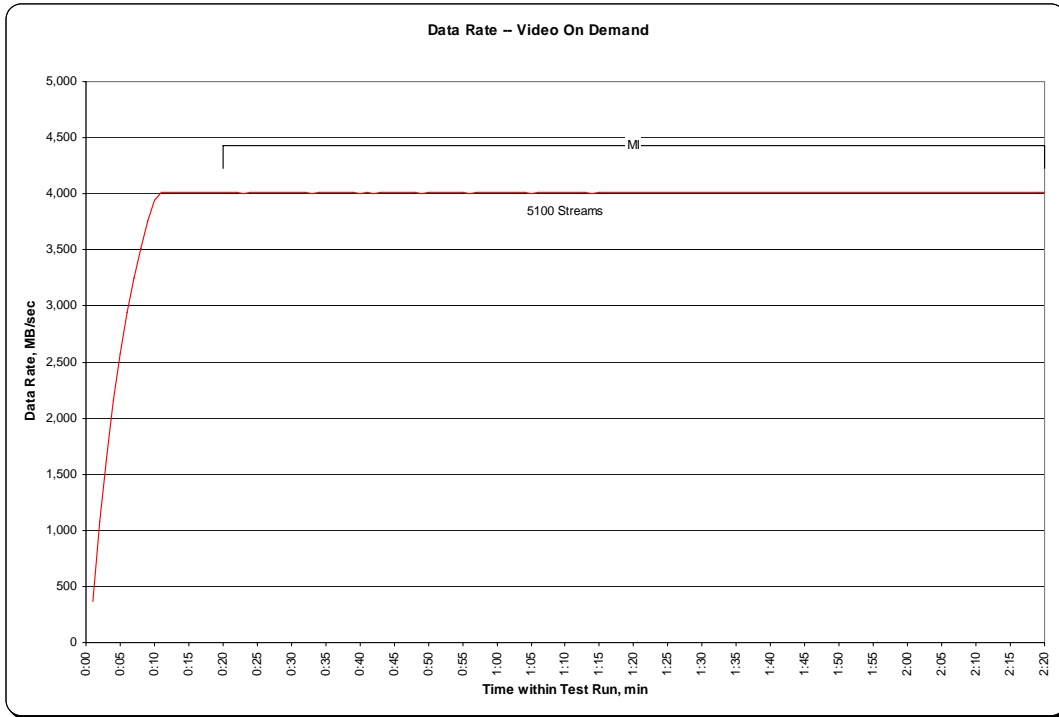
SPC-2-VOD	TR1
Number of Streams	5100
Ramp-up Time, sec	1200
Measurement Interval, sec	7200
Average Data Rate, MB/sec	4,010.82
Per Stream Data Rate, MB/sec	0.79
Average Response Time, ms	22.94
Average Max Response Time, ms	339.83

**Video on Demand Delivery Test – TEST RUN DATA BY INTERVAL**

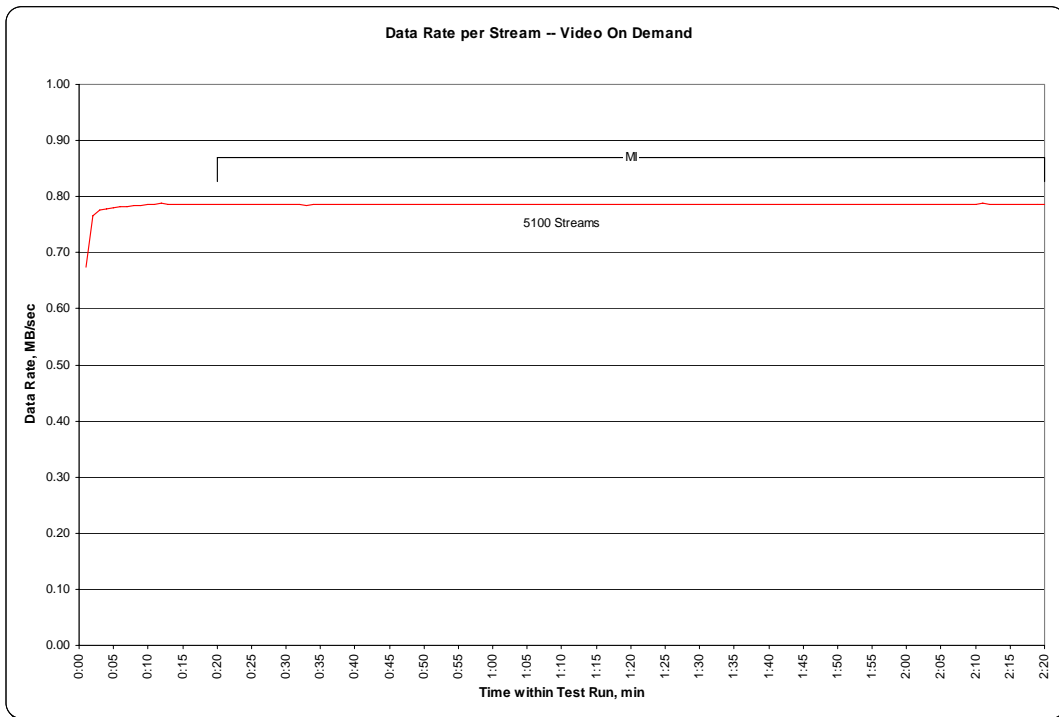
The SPC-2 Video on Demand Delivery Test Run data is contained in the table that appears on the next page. That table is followed by graphs illustrating the average Data Rate and average Data Rate per Stream produced by the same Test Runs. The table and graphs present the data at sixty second intervals.

5100 Streams					5100 Streams					5100 Streams				
TR1	Data Rate	Data Rate /	Response	Maximum	TR1	Data Rate	Data Rate /	Response	Maximum	TR1	Data Rate	Data Rate /	Response	Maximum
Test Run	MB/sec	Stream,	Time, ms	Response	Test Run	MB/sec	Stream,	Time, ms	Response	Test Run	MB/sec	Stream,	Time, ms	Response
Sequence		MB/sec		Time, ms	Sequence		MB/sec		Time, ms	Sequence		MB/sec		Time, ms
Time					Time					Time				
0:01:00	367.01	0.67	6.16	36.18	0:51:00	4,007.64	0.79	22.92	308.90	1:41:00	4,008.53	0.79	22.87	330.17
0:02:00	1,081.85	0.76	11.02	88.28	0:52:00	4,012.52	0.79	22.90	280.77	1:42:00	4,012.09	0.79	22.68	303.49
0:03:00	1,653.72	0.78	12.34	157.21	0:53:00	4,012.07	0.79	22.94	310.53	1:43:00	4,012.17	0.79	22.73	294.54
0:04:00	2,156.37	0.78	13.71	186.63	0:54:00	4,011.57	0.79	22.94	308.25	1:44:00	4,010.57	0.79	22.61	290.09
0:05:00	2,571.99	0.78	15.06	201.60	0:55:00	4,012.30	0.79	22.92	321.71	1:45:00	4,011.68	0.79	22.63	286.99
0:06:00	2,945.42	0.78	16.61	229.69	0:56:00	4,006.61	0.79	22.95	338.94	1:46:00	4,010.46	0.79	22.73	338.96
0:07:00	3,251.49	0.78	18.14	262.38	0:57:00	4,012.02	0.79	22.93	315.58	1:47:00	4,012.30	0.79	22.73	343.44
0:08:00	3,512.03	0.78	19.91	292.66	0:58:00	4,007.39	0.79	23.01	314.25	1:48:00	4,008.70	0.79	22.70	301.42
0:09:00	3,754.92	0.78	21.63	340.82	0:59:00	4,012.13	0.79	22.93	309.20	1:49:00	4,012.54	0.79	22.70	347.03
0:10:00	3,943.44	0.79	23.24	379.38	1:00:00	4,012.47	0.79	22.99	338.86	1:50:00	4,008.45	0.79	22.73	381.60
0:11:00	4,008.22	0.79	24.03	427.31	1:01:00	4,012.18	0.79	23.13	302.06	1:51:00	4,012.61	0.79	22.76	355.79
0:12:00	4,016.92	0.79	23.98	378.97	1:02:00	4,012.16	0.79	22.81	310.93	1:52:00	4,009.22	0.79	22.81	355.70
0:13:00	4,010.06	0.79	24.19	482.96	1:03:00	4,010.79	0.79	22.69	301.43	1:53:00	4,009.64	0.79	22.81	347.98
0:14:00	4,011.03	0.79	23.97	461.67	1:04:00	4,012.94	0.79	22.57	267.21	1:54:00	4,012.54	0.79	22.80	343.24
0:15:00	4,008.94	0.79	23.99	408.06	1:05:00	4,006.99	0.79	22.70	288.53	1:55:00	4,012.40	0.79	22.83	369.96
0:16:00	4,010.61	0.79	24.00	419.88	1:06:00	4,012.37	0.79	22.79	273.27	1:56:00	4,012.03	0.79	22.80	343.71
0:17:00	4,010.75	0.79	23.99	397.24	1:07:00	4,009.31	0.79	22.75	284.96	1:57:00	4,011.57	0.79	22.79	383.46
0:18:00	4,008.95	0.79	24.02	431.87	1:08:00	4,012.19	0.79	22.85	287.43	1:58:00	4,011.49	0.79	22.81	394.81
0:19:00	4,011.67	0.79	23.98	424.38	1:09:00	4,008.51	0.79	22.68	272.64	1:59:00	4,008.33	0.79	22.80	358.16
0:20:00	4,008.01	0.79	23.98	375.24	1:10:00	4,012.13	0.79	22.67	300.34	2:00:00	4,010.27	0.79	22.83	339.57
0:21:00	4,010.02	0.79	22.80	264.19	1:11:00	4,011.83	0.79	22.72	290.45	2:01:00	4,008.48	0.79	22.61	313.97
0:22:00	4,011.03	0.79	22.50	314.91	1:12:00	4,009.30	0.79	22.71	321.36	2:02:00	4,010.04	0.79	22.55	293.36
0:23:00	4,007.00	0.79	22.81	286.87	1:13:00	4,012.17	0.79	22.73	310.65	2:03:00	4,010.63	0.79	22.60	310.52
0:24:00	4,008.90	0.79	23.10	313.47	1:14:00	4,006.92	0.79	22.70	300.28	2:04:00	4,012.04	0.79	22.62	300.99
0:25:00	4,010.71	0.79	23.24	332.86	1:15:00	4,011.87	0.79	22.70	313.74	2:05:00	4,011.98	0.79	22.62	326.49
0:26:00	4,008.84	0.79	23.28	421.89	1:16:00	4,008.93	0.79	22.70	311.84	2:06:00	4,008.51	0.79	22.70	297.71
0:27:00	4,007.83	0.79	23.39	430.18	1:17:00	4,013.13	0.79	22.68	302.63	2:07:00	4,011.14	0.79	22.83	347.85
0:28:00	4,010.88	0.79	23.36	482.07	1:18:00	4,012.56	0.79	22.68	316.25	2:08:00	4,007.61	0.79	22.81	304.97
0:29:00	4,009.09	0.79	23.37	505.22	1:19:00	4,010.65	0.79	22.70	322.67	2:09:00	4,012.06	0.79	22.77	331.01
0:30:00	4,010.19	0.79	23.52	522.26	1:20:00	4,012.70	0.79	22.69	327.82	2:10:00	4,008.94	0.79	22.87	293.91
0:31:00	4,009.60	0.79	23.43	488.75	1:21:00	4,008.47	0.79	22.60	317.06	2:11:00	4,015.02	0.79	22.90	298.56
0:32:00	4,013.72	0.79	23.49	473.67	1:22:00	4,012.01	0.79	22.62	308.56	2:12:00	4,012.59	0.79	22.89	300.44
0:33:00	4,004.00	0.79	23.44	491.62	1:23:00	4,008.90	0.79	22.74	294.24	2:13:00	4,012.35	0.79	22.94	323.59
0:34:00	4,008.27	0.79	23.51	486.29	1:24:00	4,011.86	0.79	22.76	314.58	2:14:00	4,012.99	0.79	22.90	300.50
0:35:00	4,011.27	0.79	23.47	521.11	1:25:00	4,011.12	0.79	23.03	367.24	2:15:00	4,008.60	0.79	22.91	309.01
0:36:00	4,012.52	0.79	23.48	441.43	1:26:00	4,012.59	0.79	23.09	403.08	2:16:00	4,012.71	0.79	22.93	288.93
0:37:00	4,013.00	0.79	23.46	510.94	1:27:00	4,010.89	0.79	22.96	306.38	2:17:00	4,008.93	0.79	22.89	300.54
0:38:00	4,010.59	0.79	23.43	474.06	1:28:00	4,008.74	0.79	23.14	331.99	2:18:00	4,011.97	0.79	22.94	297.00
0:39:00	4,012.23	0.79	23.47	479.60	1:29:00	4,012.21	0.79	23.18	319.98	2:19:00	4,010.17	0.79	22.86	302.05
0:40:00	4,006.79	0.79	23.45	442.97	1:30:00	4,009.50	0.79	23.17	343.04	2:20:00	4,009.64	0.79	22.90	303.42
0:41:00	4,011.98	0.79	23.32	492.02	1:31:00	4,013.73	0.79	23.17	319.81					
0:42:00	4,006.46	0.79	23.18	406.17	1:32:00	4,011.55	0.79	23.17	307.32					
0:43:00	4,010.34	0.79	23.19	344.97	1:33:00	4,012.30	0.79	23.15	298.08					
0:44:00	4,009.85	0.79	22.86	373.60	1:34:00	4,008.66	0.79	23.18	326.40					
0:45:00	4,011.85	0.79	22.90	298.62	1:35:00	4,010.70	0.79	23.18	295.55					
0:46:00	4,012.09	0.79	22.86	295.12	1:36:00	4,010.02	0.79	23.17	345.58					
0:47:00	4,012.52	0.79	23.08	311.83	1:37:00	4,010.57	0.79	23.21	337.21					
0:48:00	4,012.23	0.79	22.98	300.55	1:38:00	4,012.88	0.79	23.17	329.16					
0:49:00	4,006.79	0.79	22.97	325.18	1:39:00	4,010.14	0.79	23.14	323.29					
0:50:00	4,012.58	0.79	22.94	338.48	1:40:00	4,012.93	0.79	23.16	338.00					

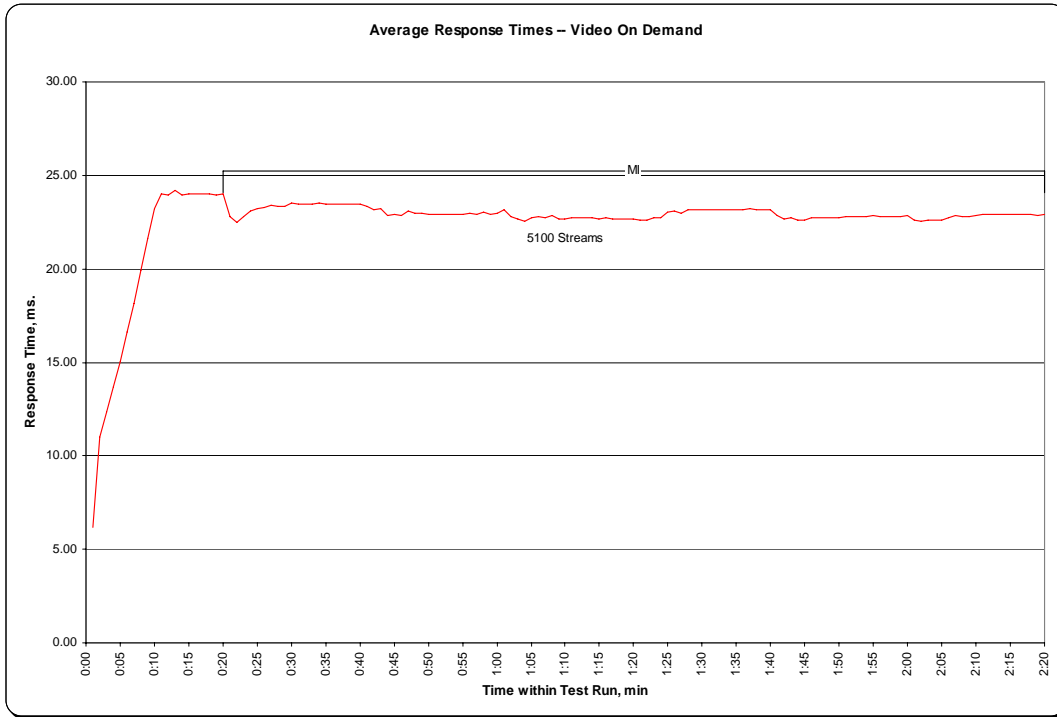
### SPC-2 Video on Demand Delivery Average Data Rate Graph



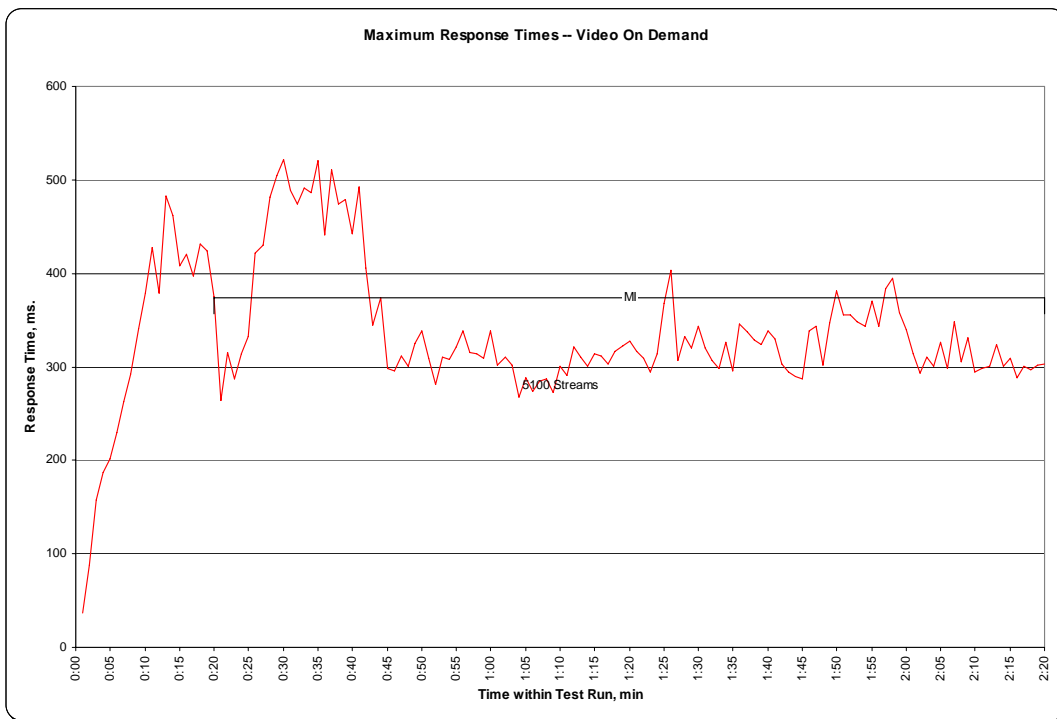
### SPC-2 Video on Demand Delivery Average Data Rate per Stream Graph



### SPC-2 Video on Demand Delivery Average Response Time Graph



### SPC-2 Video on Demand Delivery Maximum Response Time Graph



## Data Persistence Test

### Clause 6

*The Data Persistence Test demonstrates the Tested Storage Configuration (TSC):*

- *Is capable of maintain data integrity across a power cycle.*
- *Ensures the transfer of data between Logical Volumes and host systems occurs without corruption or loss.*

*The SPC-2 Workload Generator will write a specific pattern at randomly selected locations throughout the Total ASU Capacity (Persistence Test Run 1). The SPC-2 Workload Generator will retain the information necessary to later validate the pattern written at each location.*

*The Tested Storage Configuration will be shutdown and restarted using a power off/power on cycle at the end of the above sequence of write operations. In addition, any caches employing battery backup must be flushed/emptied.*

*Restart the TSC, and if the Host System(s) were shutdown and powered off, restart the Host System(s).*

*The SPC-2 Workload Generator will utilize the retained data from Persistence Test Run 1 to verify (Persistence Run 2) the bit patterns written in Persistence Test Run 1 and their corresponding location.*

### Clause 10.6.8.4

*The Full Disclosure Report will contain the following content for the Data Persistence Test:*

1. *A listing of the SPC-2 Workload Generator commands and parameters used to execute each of the Test Runs in the Persistence Test.*
2. *The human readable SPC-2 Test Results File for each of the Test Runs in the Data Persistence Test.*
3. *A table from the successful Persistence Test, which contains the results from the test.*

## SPC-2 Workload Generator Commands and Parameters

The SPC-2 Workload Generator commands and parameters for the Persistence Test Runs are documented in “Appendix E: SPC-2 Workload Generator Execution Commands and Parameters” on Page 110.

## Data Persistence Test Results File

A link to the test result file generated from each Data Persistence Test Run is listed below.

[Persistence 1 Test Run Results File](#)

[Persistence 2 Test Run Results File](#)



**Data Persistence Test Results**

<b>Data Persistence Test Results</b>	
Data Persistence Test Number: 1	
Total Number of Logical Blocks Written	624,940
Total Number of Logical Blocks Re-referenced	12,271
Total Number of Logical Blocks Verified	612,669
Total Number of Logical Blocks that Failed Verification	0
Number of Failed I/O Requests in the process of the Test	0

## **PRICED STORAGE CONFIGURATION AVAILABILITY DATE**

### **Clause 10.6.9**

*The committed delivery date for general availability (Availability Date) of all products that comprise the Priced Storage Configuration must be reported. When the Priced Storage Configuration includes products or components with different availability dates, the reported Availability Date must be the date at which all components are committed to be available. All availability dates, whether for individual components or for the Priced Storage Configuration as a whole, must be disclosed to a precision of one day.*

*The FDR shall state: "The Priced Storage Configuration, as documented in this Full Disclosure Report will be available for shipment to customers on MMMM DD, YYYY." Where Priced Storage Configuration is the Priced Storage Configuration Name as described in Clause 10.6.5.3, #1 and MM is month, DD is the day, and YY is the year of the date that the Priced Storage Configuration, as documented, is available for shipment to customers as described above.*

The Sun Storage 6780 Array, as documented in this SPC-2 Full Disclosure Report, will become available February 3, 2009 for customer purchase and shipment.

## **ANOMALIES OR IRREGULARITIES**

### **Clause 10.6.11**

*The FDR shall include a clear and complete description of any anomalies or irregularities encountered in the course of executing the SPC-2 benchmark that may in any way call into question the accuracy, verifiability, or authenticity of information published in this FDR.*

There were no anomalies or irregularities encountered during the SPC-2 Remote Audit of the Sun Storage 6780 Array.

## **APPENDIX A: SPC-2 GLOSSARY**

### **“Decimal” (*powers of ten*) Measurement Units**

In the storage industry, the terms “kilo”, “mega”, “giga”, “tera”, “peta”, and “exa” are commonly used prefixes for computing performance and capacity. For the purposes of the SPC workload definitions, all of the following terms are defined in “powers of ten” measurement units.

- A kilobyte (KB) is equal to 1,000 ( $10^3$ ) bytes.
- A megabyte (MB) is equal to 1,000,000 ( $10^6$ ) bytes.
- A gigabyte (GB) is equal to 1,000,000,000 ( $10^9$ ) bytes.
- A terabyte (TB) is equal to 1,000,000,000,000 ( $10^{12}$ ) bytes.
- A petabyte (PB) is equal to 1,000,000,000,000,000 ( $10^{15}$ ) bytes
- An exabyte (EB) is equal to 1,000,000,000,000,000,000 ( $10^{18}$ ) bytes

### **“Binary” (*powers of two*) Measurement Units**

The sizes reported by many operating system components use “powers of two” measurement units rather than “power of ten” units. The following standardized definitions and terms are also valid and may be used in this document.

- A kibibyte (KiB) is equal to 1,024 ( $2^{10}$ ) bytes.
- A mebibyte (MiB) is equal to 1,048,576 ( $2^{20}$ ) bytes.
- A gibibyte (GiB) is equal to 1,073,741,824 ( $2^{30}$ ) bytes.
- A tebibyte (TiB) is equal to 1,099,511,627,776 ( $2^{40}$ ) bytes.
- A pebibyte (PiB) is equal to 1,125,899,906,842,624 ( $2^{50}$ ) bytes.
- An exbibyte (EiB) is equal to 1,152,921,504,606,846,967 ( $2^{60}$ ) bytes.

## **SPC-2 Data Repository Definitions**

**Total ASU Capacity:** The total storage capacity read and written in the course of executing the SPC-2 benchmark.

**Application Storage Unit (ASU):** The logical interface between the storage and SPC-2 Workload Generator. The ASU is implemented on one or more Logical Volume.

**Logical Volume:** The division of Addressable Storage Capacity into individually addressable logical units of storage used in the SPC-2 benchmark. Each Logical Volume is implemented as a single, contiguous address space.

**Addressable Storage Capacity:** The total storage (sum of Logical Volumes) that can be read and written by application programs such as the SPC-2 Workload Generator.

**Configured Storage Capacity:** This capacity includes the Addressable Storage Capacity and any other storage (parity disks, hot spares, etc.) necessary to implement the Addressable Storage Capacity.

**Physical Storage Capacity:** The formatted capacity of all storage devices physically present in the Tested Storage Configuration (TSC).

**Data Protection Overhead:** The storage capacity required to implement the selected level of data protection.

**Required Storage:** The amount of Configured Storage Capacity required to implement the Addressable Storage Configuration, excluding the storage required for the ASU.

**Global Storage Overhead:** The amount of Physical Storage Capacity that is required for storage subsystem use and unavailable for use by application programs.

**Total Unused Storage:** The sum of unused storage capacity within the Physical Storage Capacity, Configured Storage Capacity, and Addressable Storage Capacity.

## SPC-2 Data Protection Levels

**RAID5:** User data is distributed across the disks in the array. Check data corresponding to user data is distributed across multiple disks in the form of bit-by-bit parity.

**Mirroring:** Two or more identical copies of user data are maintained on separate disks.

**Other Protection Level:** Any data protection other than **RAID5** or **Mirroring**.

**Unprotected:** There is no data protection provided.

## SPC-2 Test Execution Definitions

**Completed I/O Request:** An I/O Request with a Start Time and a Completion Time (*see "I/O Completion Types" illustrated below*).

**Completion Time:** The time recorded by the Workload Generator when an I/O Request is completed by the Tested Storage Configuration (TSC) as signaled by System Software.

**Data Rate:** The data volume, in MB, transferred by all Measured I/O Requests in an SPC-2 Test Run divided by the length of the Test Run in seconds.

**Failed I/O Request:** Any I/O Request issued by the SPC-2 Workload Generator that meets one of the following conditions (*see "I/O Completion Types" illustrated below*):

- The I/O Request was signaled as failed by System Software.
- The I/O Request started within the Measurement Interval, but did not complete prior to the end of the appropriate Run-Out period..
- The I/O Request started within the Run-Out period, but did not complete prior to the end of the appropriate Ramp-Down period.

**I/O Request Throughput:** The total number of Measured I/O Requests in an SPC-2 Test Run divided by the duration of the Measurement Interval in seconds.

**Measured I/O Request:** A Completed I/O Request that begins (Start Time) within a Measurement Interval and completes (Completion Time) prior to the end of the appropriate Ramp Down (see “I/O Completion Types” illustrated below).

**Measurement Interval:** A specified, contiguous period of time, after the TSC has reached Steady State, when data is collected by the Workload Generator to produce the test results for a SPC-2 Test Run (see “SPC-2 Test Run Components” illustrated below, Test Run 1:  $T_2-T_3$  and Test Run 2:  $T_7-T_8$ ).

**Outstanding I/O Requests:** The Outstanding I/O Requests parameter specifies the maximum number of concurrent I/O Requests, associated with a give Stream, which have been issued but not yet completed. (Clause 3.4.4 of the SPC-2 Benchmark Specification).

**Ramp-Down:** A specified, contiguous period of time in which the TSC is required to complete I/O Requests started but not completed during the preceding Run-Out period. Ramp-Down begins at the end of the preceding Run-Out period (see “SPC-2 Test Run Components” illustrated below, Test Run 1:  $T_4-T_5$  and Test Run 2:  $T_9-T_{10}$ ). The Workload Generator will not submit any I/O Requests during the Ramp-Down.

**Ramp-Up:** A specified, contiguous period of time required for the Benchmark Configuration (BC) to produce Steady State throughput after the Workload Generator begins submitting I/O Requests to the TSC for execution. The Ramp-Up period ends at the beginning of the Measurement Interval (see “SPC-2 Test Run Components” illustrated below, Test Run 1:  $T_0-T_2$  and Test Run 2:  $T_5-T_7$ ).

**Response Time:** The Response Time of a Measured I/O Request is its Completion Time minus its Start Time.

**Run-Out:** A specified, contiguous period of time in which the TSC is required to complete I/O Requests started but not completed during the preceding Measurement Interval. The Run-Out period begins at the end of the preceding Measurement Interval and is a component of the Steady State period (see “SPC-2 Test Run Components” illustrated below, Test Run 1:  $T_3-T_4$  and Test Run 2:  $T_9-T_{10}$ ). The Workload Generator will continue to submit I/O Requests at the Test Run’s specified rate during the Run-Out period.

**Start Time:** The time recorded by the Workload Generator when an I/O Request is submitted, by the Workload Generator, to the System Software for execution on the TSC.

**Steady State:** The period during which the workload presented to the TSC by the SPC-2 Workload Generator is constant and the resulting TSC I/O Request Throughput is both consistent and sustainable. The Steady State period includes both the Measurement Interval and Run-Out periods (see “SPC-2 Test Run Components” illustrated below, Test Run 1:  $T_1-T_4$  and Test Run 2:  $T_6-T_9$ ).

Steady State is achieved only after caches in the TSC have filled and as a result the I/O Request Throughput of the TSC has stabilized.

**Stream:** A collection of Stream Segments that started within a Test Run.

**Stream Segment:** A sequentially organized pattern of I/O requests, which transfers a contiguous range of data.

**Test:** A collection of Test Phases and or Test Runs sharing a common objective.

**Test Phase:** A collection of one or more SPC-2 Test Runs sharing a common objective and intended to be run in a specific sequence.

**Test Run:** The execution of SPC-2 that produces specific SPC-2 test results. SPC-2 Test Runs have specified, measured Ramp-Up, Measurement Interval, Run-Out and Ramp-Down periods. "SPC-2 Test Run Components" (*see below*) illustrates the Ramp-Up, Steady State, Measurement Interval, Run-Out, and Ramp-Down components contained in two uninterrupted SPC-2 Test Runs (*Test Run 1:  $T_0-T_5$  and Test Run 2:  $T_5-T_{10}$* ).

**Test Run Sequence:** A related sequence of Large File Processing (LFP) or Large Database Query (LDQ) Test Runs. Each Test Run Sequence will consist of five Test Runs, which vary the number of Streams as follows:

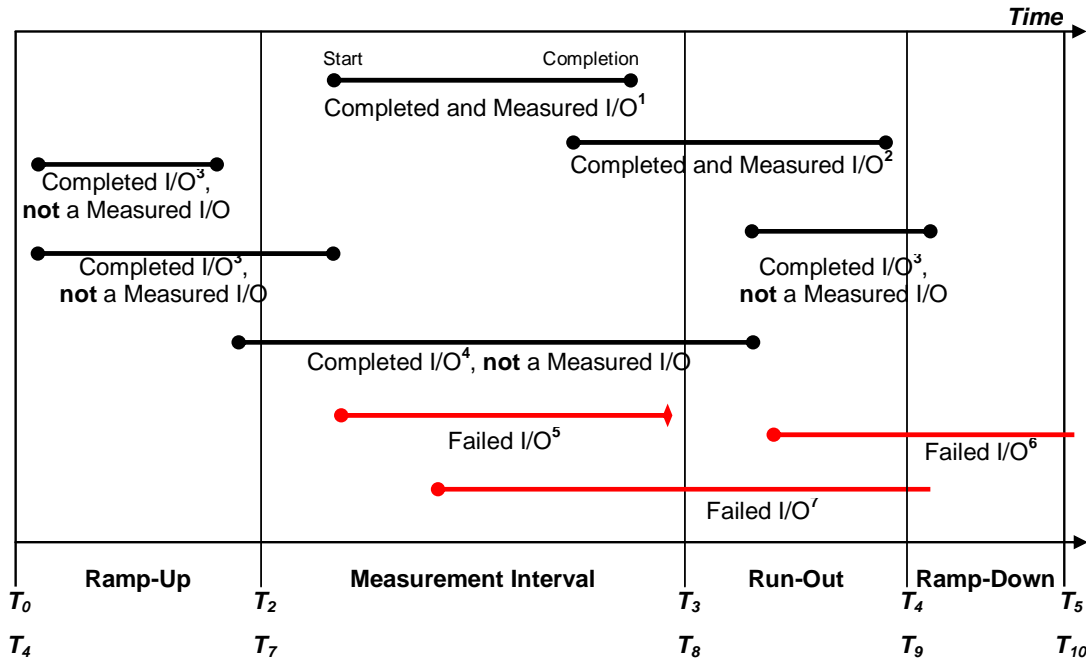
- Test Run 1: Maximum number of Streams, which is selected by the Test Sponsor
- Test Run 2: 50% of the maximum number of Streams used in Test Run 1.
- Test Run 3: 25% of the maximum number of Streams used in Test Run 1.
- Test Run 4: 12.5% of the maximum number of Streams used in Test Run 1.
- Test Run 5: 1 Stream.

Each of the five Test Runs in a Test Run Sequence will share the same attributes with the exception of the number of Streams. For example:

- Large File Processing, Read, 1024 KiB Transfer Size: Maximum Streams
- Large File Processing, Read, 1024 KiB Transfer Size: 50% of Maximum Streams
- Large File Processing, Read, 1024 KiB Transfer Size: 25% of Maximum Streams
- Large File Processing, Read, 1024 KiB Transfer Size: 12.5% of Maximum Streams
- Large File Processing, Read, 1024 KiB Transfer Size: 1 Stream

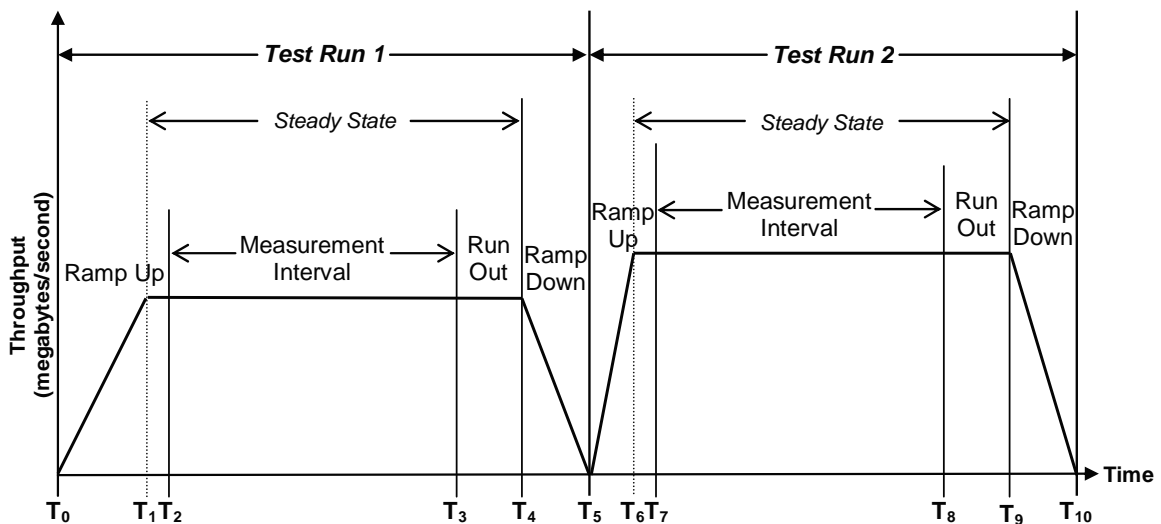
**Transfer Size:** The Transfer Size parameter specifies the number of bytes in KiB to transfer. (*Clause 3.4.7 of the SPC-2 Benchmark Specification*)

### I/O Completion Types



**Completed and Measured I/O<sup>1</sup>**: I/O started and completed within the Measurement Interval.  
**Completed and Measured I/O<sup>2</sup>**: I/O started within the Measurement Interval and completed within Ramp Down.  
**Completed I/O<sup>3</sup>**: I/O started before or after the Measurement Interval – not measured.  
**Completed I/O<sup>4</sup>**: I/O started before and completed after the Measurement Interval – not measured.  
**Failed I/O<sup>5</sup>**: Signaled as failed by System Software.  
**Failed I/O<sup>6</sup>**: I/O did not complete prior to the end of Ramp-Down.  
**Failed I/O<sup>7</sup>**: I/O did not complete prior to the end of Run-Out.

### SPC-2 Test Run Components



## **APPENDIX B: CUSTOMER TUNABLE PARAMETERS AND OPTIONS**

### **Windows 2003 Registry Changes**

HKEY\_LOCAL\_MACHINE\SYSTEM\CurrentControlSet\Services\  
ql2300\Device\MaximumSGList=0xff

HKEY\_LOCAL\_MACHINE\SYSTEM\CurrentControlSet\Services\  
ql2300\Device\NumberOfRequests=0xfe

HKEY\_LOCAL\_MACHINE\SYSTEM\CurrentControlSet\Services\  
Disk\TimeOutValue=0x78

HKEY\_LOCAL\_MACHINE\SYSTEM\CurrentControlSet\Services\  
ql2300\Device\DriverParameters=UseSameNN=1;BusChange=0;

### **Storage Array Cache Block Size**

**Cache Block Size:** changed from default of 4K to new value of 32K

### **Storage Array Cache Flush Settings**

**Start Flush:** changed from default of 80 to new value of 50

**Stop Flush:** changed from default of 80 to new value of 50

### **RDAC Failover Options**

Host Region	Offset	Default	New Value
5	0x24	1	0
7	0x24	1	0
9	0x24	1	0
11	0x24	1	0
12	0x24	1	0
14	0x24	1	0
15	0x24	1	0



## Host Bus Adapter Options

The table below lists the Host Bus Adapter BIOS options that were changed from their default values.

Host Bus Adapter Settings		
Item	Default	New Value
<b>Adapter Settings:</b>		
Loop Reset Delay	5	8
Adapter Hard Loop ID	Disabled	Enabled
Hard Loop ID (unique for each)	0	Eg. 22
Fibre Channel Tape Support	Enabled	Disabled
<b>Advanced Adapter Settings:</b>		
Execution Throttle	16	255
LUNs per Target	8	0
Login Retry Count	8	30
Port Down Retry Count	8	70
Link Down Timeout	30	60

## **APPENDIX C: TESTED STORAGE CONFIGURATION (TSC) CREATION**

The storage management utility, SANtricity, was used to create sixteen volume groups on the storage subsystem. Each volume group contains a single RAID 5 volume. After the host is rebooted, the sixteen RAID 5 volumes are visible by the attached host, and are the sixteen SPC-2 Logical Volumes used for the benchmark.

The script used by SANtricity to create the volumes is listed below.

### **SPC2\_XBB2\_16\_7plus1r5\_512Kseg\_Wrigley.txt**

```
/* SPC-2 7+1 - 8 drive trays of XBB2 */

create volume drives[ 10,1 10,2 30,1 30,2 50,1 50,2 70,1 70,2 ]
RAIDLevel=5
segmentSize=512
userLabel="LUN_0"
owner = A;
create volume drives[ 10,3 10,4 30,3 30,4 50,3 50,4 70,3 70,4 ]
RAIDLevel=5
segmentSize=512
userLabel="LUN_1"
owner = A;
create volume drives[ 10,5 10,6 30,5 30,6 50,5 50,6 70,5 70,6 ]
RAIDLevel=5
segmentSize=512
userLabel="LUN_2"
owner = A;
create volume drives[ 10,7 10,8 30,7 30,8 50,7 50,8 70,7 70,8 ]
RAIDLevel=5
segmentSize=512
userLabel="LUN_3"
owner = A;
create volume drives[ 10,9 10,10 30,9 30,10 50,9 50,10 70,9 70,10 ]
RAIDLevel=5
segmentSize=512
userLabel="LUN_4"
owner = A;
create volume drives[ 10,11 10,12 30,11 30,12 50,11 50,12 70,11 70,12 ]
RAIDLevel=5
segmentSize=512
userLabel="LUN_5"
owner = A;
create volume drives[ 10,13 10,14 30,13 30,14 50,13 50,14 70,13 70,14 ]
RAIDLevel=5
segmentSize=512
userLabel="LUN_6"
owner = A;
create volume drives[ 10,15 10,16 30,15 30,16 50,15 50,16 70,15 70,16 ]
RAIDLevel=5
segmentSize=512
userLabel="LUN_7"
owner = A;
create volume drives[ 20,1 20,2 40,1 40,2 60,1 60,2 80,1 80,2 ]
RAIDLevel=5
segmentSize=512
userLabel="LUN_8"
owner = b;
create volume drives[ 20,3 20,4 40,3 40,4 60,3 60,4 80,3 80,4 ]
RAIDLevel=5
segmentSize=512
```

```
userLabel="LUN_9"
owner = b;
create volume drives[ 20,5 20,6 40,5 40,6 60,5 60,6 80,5 80,6 ]
RAIDLevel=5
segmentSize=512
userLabel="LUN_10"
owner = b;
create volume drives[ 20,7 20,8 40,7 40,8 60,7 60,8 80,7 80,8 ]
RAIDLevel=5
segmentSize=512
userLabel="LUN_11"
owner = b;
create volume drives[ 20,9 20,10 40,9 40,10 60,9 60,10 80,9 80,10 ]
RAIDLevel=5
segmentSize=512
userLabel="LUN_12"
owner = b;
create volume drives[ 20,11 20,12 40,11 40,12 60,11 60,12 80,11 80,12 ]
RAIDLevel=5
segmentSize=512
userLabel="LUN_13"
owner = b;
create volume drives[ 20,13 20,14 40,13 40,14 60,13 60,14 80,13 80,14 ]
RAIDLevel=5
segmentSize=512
userLabel="LUN_14"
owner = b;
create volume drives[ 20,15 20,16 40,15 40,16 60,15 60,16 80,15 80,16 ]
RAIDLevel=5
segmentSize=512
userLabel="LUN_15"
owner = b;
```

```
set volume["LUN_0"] mirrorEnabled = True writeCacheEnabled = True
cacheWithoutBatteryEnabled = True readAheadMultiplier = 8;
set volume["LUN_1"] mirrorEnabled = True writeCacheEnabled = True
cacheWithoutBatteryEnabled = True readAheadMultiplier = 8;
set volume["LUN_2"] mirrorEnabled = True writeCacheEnabled = True
cacheWithoutBatteryEnabled = True readAheadMultiplier = 8;
set volume["LUN_3"] mirrorEnabled = True writeCacheEnabled = True
cacheWithoutBatteryEnabled = True readAheadMultiplier = 8;
set volume["LUN_4"] mirrorEnabled = True writeCacheEnabled = True
cacheWithoutBatteryEnabled = True readAheadMultiplier = 8;
set volume["LUN_5"] mirrorEnabled = True writeCacheEnabled = True
cacheWithoutBatteryEnabled = True readAheadMultiplier = 8;
set volume["LUN_6"] mirrorEnabled = True writeCacheEnabled = True
cacheWithoutBatteryEnabled = True readAheadMultiplier = 8;
set volume["LUN_7"] mirrorEnabled = True writeCacheEnabled = True
cacheWithoutBatteryEnabled = True readAheadMultiplier = 8;
set volume["LUN_8"] mirrorEnabled = True writeCacheEnabled = True
cacheWithoutBatteryEnabled = True readAheadMultiplier = 8;
set volume["LUN_9"] mirrorEnabled = True writeCacheEnabled = True
cacheWithoutBatteryEnabled = True readAheadMultiplier = 8;
set volume["LUN_10"] mirrorEnabled = True writeCacheEnabled = True
cacheWithoutBatteryEnabled = True readAheadMultiplier = 8;
set volume["LUN_11"] mirrorEnabled = True writeCacheEnabled = True
cacheWithoutBatteryEnabled = True readAheadMultiplier = 8;
set volume["LUN_12"] mirrorEnabled = True writeCacheEnabled = True
cacheWithoutBatteryEnabled = True readAheadMultiplier = 8;
set volume["LUN_13"] mirrorEnabled = True writeCacheEnabled = True
cacheWithoutBatteryEnabled = True readAheadMultiplier = 8;
set volume["LUN_14"] mirrorEnabled = True writeCacheEnabled = True
cacheWithoutBatteryEnabled = True readAheadMultiplier = 8;
```

```
set volume["LUN_15"] mirrorEnabled = True writeCacheEnabled = True
cacheWithoutBatteryEnabled = True readAheadMultiplier = 8;

set storageArray cacheBlockSize = 32;
set storageArray cacheFlushStart = 50 cacheFlushStop = 50;

set storageArray defaultHostType = "Windows 2000/Server 2003/Server 2008 Non-
Clustered";

set controller[a] HostNVSRAMByte[0x01, 0x17]=0x01;
set controller[b] HostNVSRAMByte[0x01, 0x17]=0x01;

/* Setup for RDAC failover environment */

set controller[a] HostNVSRAMByte[0x00, 0x24]=0x00;
set controller[a] HostNVSRAMByte[0x01, 0x24]=0x00;
set controller[a] HostNVSRAMByte[0x02, 0x24]=0x00;
set controller[a] HostNVSRAMByte[0x03, 0x24]=0x00;
set controller[a] HostNVSRAMByte[0x04, 0x24]=0x00;
set controller[a] HostNVSRAMByte[0x05, 0x24]=0x00;
set controller[a] HostNVSRAMByte[0x06, 0x24]=0x00;
set controller[a] HostNVSRAMByte[0x07, 0x24]=0x00;
set controller[a] HostNVSRAMByte[0x08, 0x24]=0x00;
set controller[a] HostNVSRAMByte[0x09, 0x24]=0x00;
set controller[a] HostNVSRAMByte[0x0a, 0x24]=0x00;
set controller[a] HostNVSRAMByte[0x0b, 0x24]=0x00;
set controller[a] HostNVSRAMByte[0x0c, 0x24]=0x00;
set controller[a] HostNVSRAMByte[0x0d, 0x24]=0x00;
set controller[a] HostNVSRAMByte[0x0e, 0x24]=0x00;
set controller[a] HostNVSRAMByte[0x0f, 0x24]=0x00;

set controller[b] HostNVSRAMByte[0x00, 0x24]=0x00;
set controller[b] HostNVSRAMByte[0x01, 0x24]=0x00;
set controller[b] HostNVSRAMByte[0x02, 0x24]=0x00;
set controller[b] HostNVSRAMByte[0x03, 0x24]=0x00;
set controller[b] HostNVSRAMByte[0x04, 0x24]=0x00;
set controller[b] HostNVSRAMByte[0x05, 0x24]=0x00;
set controller[b] HostNVSRAMByte[0x06, 0x24]=0x00;
set controller[b] HostNVSRAMByte[0x07, 0x24]=0x00;
set controller[b] HostNVSRAMByte[0x08, 0x24]=0x00;
set controller[b] HostNVSRAMByte[0x09, 0x24]=0x00;
set controller[b] HostNVSRAMByte[0x0a, 0x24]=0x00;
set controller[b] HostNVSRAMByte[0x0b, 0x24]=0x00;
set controller[b] HostNVSRAMByte[0x0c, 0x24]=0x00;
set controller[b] HostNVSRAMByte[0x0d, 0x24]=0x00;
set controller[b] HostNVSRAMByte[0x0e, 0x24]=0x00;
set controller[b] HostNVSRAMByte[0x0f, 0x24]=0x00;
```

## **APPENDIX D: SPC-2 WORKLOAD GENERATOR STORAGE COMMANDS AND PARAMETERS**

### **Large File Processing Test (LFP)**

\* Large File Processing Test (LFP)

```
host=localhost,jvms=1,maxstreams=100
host=(bm3850b),jvms=1,maxstreams=100,shell=spc2
host=(bm3850c),jvms=1,maxstreams=100,shell=spc2
host=(bm3850d),jvms=1,maxstreams=100,shell=spc2
```

\* size of 7+1

```
sd=default,size=1023949144064
```

\*\*\* From Host bm3850a \*\*\*

```
sd=sd1,host=localhost,lun=\\.\\PhysicalDrive1
sd=sd2,host=localhost,lun=\\.\\PhysicalDrive2
sd=sd3,host=localhost,lun=\\.\\PhysicalDrive3
sd=sd4,host=localhost,lun=\\.\\PhysicalDrive4
sd=sd5,host=localhost,lun=\\.\\PhysicalDrive5
sd=sd6,host=localhost,lun=\\.\\PhysicalDrive6
sd=sd7,host=localhost,lun=\\.\\PhysicalDrive7
sd=sd8,host=localhost,lun=\\.\\PhysicalDrive8
sd=sd9,host=localhost,lun=\\.\\PhysicalDrive9
sd=sd10,host=localhost,lun=\\.\\PhysicalDrive10
sd=sd11,host=localhost,lun=\\.\\PhysicalDrive11
sd=sd12,host=localhost,lun=\\.\\PhysicalDrive12
sd=sd13,host=localhost,lun=\\.\\PhysicalDrive13
sd=sd14,host=localhost,lun=\\.\\PhysicalDrive14
sd=sd15,host=localhost,lun=\\.\\PhysicalDrive15
sd=sd16,host=localhost,lun=\\.\\PhysicalDrive16
```

\*\*\* From Host bm3850b \*\*\*

```
sd=sd1,host=bm3850b,lun=\\.\\PhysicalDrive1
sd=sd2,host=bm3850b,lun=\\.\\PhysicalDrive2
sd=sd3,host=bm3850b,lun=\\.\\PhysicalDrive3
sd=sd4,host=bm3850b,lun=\\.\\PhysicalDrive4
sd=sd5,host=bm3850b,lun=\\.\\PhysicalDrive5
sd=sd6,host=bm3850b,lun=\\.\\PhysicalDrive6
sd=sd7,host=bm3850b,lun=\\.\\PhysicalDrive7
sd=sd8,host=bm3850b,lun=\\.\\PhysicalDrive8
sd=sd9,host=bm3850b,lun=\\.\\PhysicalDrive9
sd=sd10,host=bm3850b,lun=\\.\\PhysicalDrive10
sd=sd11,host=bm3850b,lun=\\.\\PhysicalDrive11
sd=sd12,host=bm3850b,lun=\\.\\PhysicalDrive12
sd=sd13,host=bm3850b,lun=\\.\\PhysicalDrive13
sd=sd14,host=bm3850b,lun=\\.\\PhysicalDrive14
sd=sd15,host=bm3850b,lun=\\.\\PhysicalDrive15
sd=sd16,host=bm3850b,lun=\\.\\PhysicalDrive16
```

\*\*\* From Host bm3850c \*\*\*

```
sd=sd1,host=bm3850c,lun=\\.\\PhysicalDrive1
sd=sd2,host=bm3850c,lun=\\.\\PhysicalDrive2
sd=sd3,host=bm3850c,lun=\\.\\PhysicalDrive3
sd=sd4,host=bm3850c,lun=\\.\\PhysicalDrive4
sd=sd5,host=bm3850c,lun=\\.\\PhysicalDrive5
sd=sd6,host=bm3850c,lun=\\.\\PhysicalDrive6
sd=sd7,host=bm3850c,lun=\\.\\PhysicalDrive7
sd=sd8,host=bm3850c,lun=\\.\\PhysicalDrive8
```

```
sd=sd9,host=bm3850c,lun=\\.\PhysicalDrive9
sd=sd10,host=bm3850c,lun=\\.\PhysicalDrive10
sd=sd11,host=bm3850c,lun=\\.\PhysicalDrive11
sd=sd12,host=bm3850c,lun=\\.\PhysicalDrive12
sd=sd13,host=bm3850c,lun=\\.\PhysicalDrive13
sd=sd14,host=bm3850c,lun=\\.\PhysicalDrive14
sd=sd15,host=bm3850c,lun=\\.\PhysicalDrive15
sd=sd16,host=bm3850c,lun=\\.\PhysicalDrive16

*** From Host bm3850d ***
sd=sd1,host=bm3850d,lun=\\.\PhysicalDrive1
sd=sd2,host=bm3850d,lun=\\.\PhysicalDrive2
sd=sd3,host=bm3850d,lun=\\.\PhysicalDrive3
sd=sd4,host=bm3850d,lun=\\.\PhysicalDrive4
sd=sd5,host=bm3850d,lun=\\.\PhysicalDrive5
sd=sd6,host=bm3850d,lun=\\.\PhysicalDrive6
sd=sd7,host=bm3850d,lun=\\.\PhysicalDrive7
sd=sd8,host=bm3850d,lun=\\.\PhysicalDrive8
sd=sd9,host=bm3850d,lun=\\.\PhysicalDrive9
sd=sd10,host=bm3850d,lun=\\.\PhysicalDrive10
sd=sd11,host=bm3850d,lun=\\.\PhysicalDrive11
sd=sd12,host=bm3850d,lun=\\.\PhysicalDrive12
sd=sd13,host=bm3850d,lun=\\.\PhysicalDrive13
sd=sd14,host=bm3850d,lun=\\.\PhysicalDrive14
sd=sd15,host=bm3850d,lun=\\.\PhysicalDrive15
sd=sd16,host=bm3850d,lun=\\.\PhysicalDrive16

maxlatestart=0
reportinginterval=5
segmentlength=512m

rd=default,rampup=180,periods=90,measurement=180,runout=45,rampdown=15,buffers=1

* LFP, "write" Test Phase

rd=default,rdpct=0,xfersize=1024k
rd=TR1_SPC-2-FP2.0,streams=48
rd=TR2_SPC-2-FP2.0,streams=24
rd=TR3_SPC-2-FP2.0,streams=12
rd=TR4_SPC-2-FP2.0,streams=6
rd=TR5_SPC-2-FP2.0,streams=1

rd=default,xfersize=256k
rd=TR6_SPC-2-FP2.0,streams=48
rd=TR7_SPC-2-FP2.0,streams=24
rd=TR8_SPC-2-FP2.0,streams=12
rd=TR9_SPC-2-FP2.0,streams=6
rd=TR10_SPC-2-FP2.0,streams=1

* LFP, "read-write" Test Phase

rd=default,rdpct=50,xfersize=1024k
rd=TR11_SPC-2-FP2.0,streams=48
rd=TR12_SPC-2-FP2.0,streams=24
rd=TR13_SPC-2-FP2.0,streams=12
rd=TR14_SPC-2-FP2.0,streams=6
rd=TR15_SPC-2-FP2.0,streams=1

rd=default,xfersize=256k
rd=TR16_SPC-2-FP2.0,streams=48
rd=TR17_SPC-2-FP2.0,streams=24
rd=TR18_SPC-2-FP2.0,streams=12
rd=TR19_SPC-2-FP2.0,streams=6
```

```
rd=TR20_SPC-2-FP2.0,streams=1

* LFP, "read" Test Phase

rd=default,rdpct=100,xfersize=1024k
rd=TR21_SPC-2-FP2.0,streams=48
rd=TR22_SPC-2-FP2.0,streams=24
rd=TR23_SPC-2-FP2.0,streams=12
rd=TR24_SPC-2-FP2.0,streams=6
rd=TR25_SPC-2-FP2.0,streams=1

rd=default,xfersize=256k
rd=TR26_SPC-2-FP2.0,streams=48
rd=TR27_SPC-2-FP2.0,streams=24
rd=TR28_SPC-2-FP2.0,streams=12
rd=TR29_SPC-2-FP2.0,streams=6
rd=TR30_SPC-2-FP2.0,streams=1
```

## Large Database Query Test (LDQ)

```
* Large Data Query Test (LDQ)

host=localhost,jvms=1,maxstreams=100
host=(bm3850b),jvms=1,maxstreams=100,shell=spc2
host=(bm3850c),jvms=1,maxstreams=100,shell=spc2
host=(bm3850d),jvms=1,maxstreams=100,shell=spc2

* size for 7+1
sd=default,size=1023949144064

*** From Host bm3850a ***
sd=sd1,host=localhost,lun=\\.\PhysicalDrive1
sd=sd2,host=localhost,lun=\\.\PhysicalDrive2
sd=sd3,host=localhost,lun=\\.\PhysicalDrive3
sd=sd4,host=localhost,lun=\\.\PhysicalDrive4
sd=sd5,host=localhost,lun=\\.\PhysicalDrive5
sd=sd6,host=localhost,lun=\\.\PhysicalDrive6
sd=sd7,host=localhost,lun=\\.\PhysicalDrive7
sd=sd8,host=localhost,lun=\\.\PhysicalDrive8
sd=sd9,host=localhost,lun=\\.\PhysicalDrive9
sd=sd10,host=localhost,lun=\\.\PhysicalDrive10
sd=sd11,host=localhost,lun=\\.\PhysicalDrive11
sd=sd12,host=localhost,lun=\\.\PhysicalDrive12
sd=sd13,host=localhost,lun=\\.\PhysicalDrive13
sd=sd14,host=localhost,lun=\\.\PhysicalDrive14
sd=sd15,host=localhost,lun=\\.\PhysicalDrive15
sd=sd16,host=localhost,lun=\\.\PhysicalDrive16

*** From Host bm3850b ***
sd=sd1,host=bm3850b,lun=\\.\PhysicalDrive1
sd=sd2,host=bm3850b,lun=\\.\PhysicalDrive2
sd=sd3,host=bm3850b,lun=\\.\PhysicalDrive3
sd=sd4,host=bm3850b,lun=\\.\PhysicalDrive4
sd=sd5,host=bm3850b,lun=\\.\PhysicalDrive5
sd=sd6,host=bm3850b,lun=\\.\PhysicalDrive6
sd=sd7,host=bm3850b,lun=\\.\PhysicalDrive7
sd=sd8,host=bm3850b,lun=\\.\PhysicalDrive8
sd=sd9,host=bm3850b,lun=\\.\PhysicalDrive9
sd=sd10,host=bm3850b,lun=\\.\PhysicalDrive10
sd=sd11,host=bm3850b,lun=\\.\PhysicalDrive11
sd=sd12,host=bm3850b,lun=\\.\PhysicalDrive12
sd=sd13,host=bm3850b,lun=\\.\PhysicalDrive13
```

```
sd=sd14,host=bm3850b,lun=\\.PhysicalDrive14  
sd=sd15,host=bm3850b,lun=\\.PhysicalDrive15  
sd=sd16,host=bm3850b,lun=\\.PhysicalDrive16
```

```
*** From Host bm3850c ***
```

```
sd=sd1,host=bm3850c,lun=\\.PhysicalDrive1  
sd=sd2,host=bm3850c,lun=\\.PhysicalDrive2  
sd=sd3,host=bm3850c,lun=\\.PhysicalDrive3  
sd=sd4,host=bm3850c,lun=\\.PhysicalDrive4  
sd=sd5,host=bm3850c,lun=\\.PhysicalDrive5  
sd=sd6,host=bm3850c,lun=\\.PhysicalDrive6  
sd=sd7,host=bm3850c,lun=\\.PhysicalDrive7  
sd=sd8,host=bm3850c,lun=\\.PhysicalDrive8  
sd=sd9,host=bm3850c,lun=\\.PhysicalDrive9  
sd=sd10,host=bm3850c,lun=\\.PhysicalDrive10  
sd=sd11,host=bm3850c,lun=\\.PhysicalDrive11  
sd=sd12,host=bm3850c,lun=\\.PhysicalDrive12  
sd=sd13,host=bm3850c,lun=\\.PhysicalDrive13  
sd=sd14,host=bm3850c,lun=\\.PhysicalDrive14  
sd=sd15,host=bm3850c,lun=\\.PhysicalDrive15  
sd=sd16,host=bm3850c,lun=\\.PhysicalDrive16
```

```
*** From Host bm3850d ***
```

```
sd=sd1,host=bm3850d,lun=\\.PhysicalDrive1  
sd=sd2,host=bm3850d,lun=\\.PhysicalDrive2  
sd=sd3,host=bm3850d,lun=\\.PhysicalDrive3  
sd=sd4,host=bm3850d,lun=\\.PhysicalDrive4  
sd=sd5,host=bm3850d,lun=\\.PhysicalDrive5  
sd=sd6,host=bm3850d,lun=\\.PhysicalDrive6  
sd=sd7,host=bm3850d,lun=\\.PhysicalDrive7  
sd=sd8,host=bm3850d,lun=\\.PhysicalDrive8  
sd=sd9,host=bm3850d,lun=\\.PhysicalDrive9  
sd=sd10,host=bm3850d,lun=\\.PhysicalDrive10  
sd=sd11,host=bm3850d,lun=\\.PhysicalDrive11  
sd=sd12,host=bm3850d,lun=\\.PhysicalDrive12  
sd=sd13,host=bm3850d,lun=\\.PhysicalDrive13  
sd=sd14,host=bm3850d,lun=\\.PhysicalDrive14  
sd=sd15,host=bm3850d,lun=\\.PhysicalDrive15  
sd=sd16,host=bm3850d,lun=\\.PhysicalDrive16
```

```
maxlatestart=0  
reportinginterval=5  
segmentlength=512m
```

```
rd=default,rdpct=99,rampup=180,periods=90,measurement=180,runout=45,rampdown=15
```

```
* LDQ, 1024 KiB Test Phase
```

```
rd=default,xfersize=1024k,buffers=4  
rd=TR1_SPC-2-DQ2.0,streams=48  
rd=TR2_SPC-2-DQ2.0,streams=24  
rd=TR3_SPC-2-DQ2.0,streams=12  
rd=TR4_SPC-2-DQ2.0,streams=6  
rd=TR5_SPC-2-DQ2.0,streams=1
```

```
rd=default,buffers=1  
rd=TR6_SPC-2-DQ2.0,streams=48  
rd=TR7_SPC-2-DQ2.0,streams=24  
rd=TR8_SPC-2-DQ2.0,streams=12  
rd=TR9_SPC-2-DQ2.0,streams=6  
rd=TR10_SPC-2-DQ2.0,streams=1
```



\* LDQ, 64 KiB Test Phase

```
rd=default,xfersize=64k,buffers=4
rd=TR11_SPC-2-DQ2.0,streams=48
rd=TR12_SPC-2-DQ2.0,streams=24
rd=TR13_SPC-2-DQ2.0,streams=12
rd=TR14_SPC-2-DQ2.0,streams=6
rd=TR15_SPC-2-DQ2.0,streams=1
```

```
rd=default,buffers=1
rd=TR16_SPC-2-DQ2.0,streams=48
rd=TR17_SPC-2-DQ2.0,streams=24
rd=TR18_SPC-2-DQ2.0,streams=12
rd=TR19_SPC-2-DQ2.0,streams=6
rd=TR20_SPC-2-DQ2.0,streams=1
```

## Video on Demand Delivery Test (VOD)

\* Video on Demand Test (VOD)

```
host=localhost,jvms=5,maxstreams=1000
host=(bm3850b),jvms=5,maxstreams=1000,shell=spc2
host=(bm3850c),jvms=5,maxstreams=1000,shell=spc2
host=(bm3850d),jvms=5,maxstreams=1000,shell=spc2
```

\* size for a 7+1

```
sd=default,size=1023949144064
```

\*\*\* From Host bm3850a \*\*\*

```
sd=sd1,host=localhost,lun=\\.\PhysicalDrive1
sd=sd2,host=localhost,lun=\\.\PhysicalDrive2
sd=sd3,host=localhost,lun=\\.\PhysicalDrive3
sd=sd4,host=localhost,lun=\\.\PhysicalDrive4
sd=sd5,host=localhost,lun=\\.\PhysicalDrive5
sd=sd6,host=localhost,lun=\\.\PhysicalDrive6
sd=sd7,host=localhost,lun=\\.\PhysicalDrive7
sd=sd8,host=localhost,lun=\\.\PhysicalDrive8
sd=sd9,host=localhost,lun=\\.\PhysicalDrive9
sd=sd10,host=localhost,lun=\\.\PhysicalDrive10
sd=sd11,host=localhost,lun=\\.\PhysicalDrive11
sd=sd12,host=localhost,lun=\\.\PhysicalDrive12
sd=sd13,host=localhost,lun=\\.\PhysicalDrive13
sd=sd14,host=localhost,lun=\\.\PhysicalDrive14
sd=sd15,host=localhost,lun=\\.\PhysicalDrive15
sd=sd16,host=localhost,lun=\\.\PhysicalDrive16
```

\*\*\* From Host bm3850b \*\*\*

```
sd=sd1,host=bm3850b,lun=\\.\PhysicalDrive1
sd=sd2,host=bm3850b,lun=\\.\PhysicalDrive2
sd=sd3,host=bm3850b,lun=\\.\PhysicalDrive3
sd=sd4,host=bm3850b,lun=\\.\PhysicalDrive4
sd=sd5,host=bm3850b,lun=\\.\PhysicalDrive5
sd=sd6,host=bm3850b,lun=\\.\PhysicalDrive6
sd=sd7,host=bm3850b,lun=\\.\PhysicalDrive7
sd=sd8,host=bm3850b,lun=\\.\PhysicalDrive8
sd=sd9,host=bm3850b,lun=\\.\PhysicalDrive9
sd=sd10,host=bm3850b,lun=\\.\PhysicalDrive10
sd=sd11,host=bm3850b,lun=\\.\PhysicalDrive11
sd=sd12,host=bm3850b,lun=\\.\PhysicalDrive12
sd=sd13,host=bm3850b,lun=\\.\PhysicalDrive13
sd=sd14,host=bm3850b,lun=\\.\PhysicalDrive14
sd=sd15,host=bm3850b,lun=\\.\PhysicalDrive15
```

```
sd=sd16,host=bm3850b,lun=\\.PhysicalDrive16
```

```
*** From Host bm3850c ***
```

```
sd=sd1,host=bm3850c,lun=\\.PhysicalDrive1  
sd=sd2,host=bm3850c,lun=\\.PhysicalDrive2  
sd=sd3,host=bm3850c,lun=\\.PhysicalDrive3  
sd=sd4,host=bm3850c,lun=\\.PhysicalDrive4  
sd=sd5,host=bm3850c,lun=\\.PhysicalDrive5  
sd=sd6,host=bm3850c,lun=\\.PhysicalDrive6  
sd=sd7,host=bm3850c,lun=\\.PhysicalDrive7  
sd=sd8,host=bm3850c,lun=\\.PhysicalDrive8  
sd=sd9,host=bm3850c,lun=\\.PhysicalDrive9  
sd=sd10,host=bm3850c,lun=\\.PhysicalDrive10  
sd=sd11,host=bm3850c,lun=\\.PhysicalDrive11  
sd=sd12,host=bm3850c,lun=\\.PhysicalDrive12  
sd=sd13,host=bm3850c,lun=\\.PhysicalDrive13  
sd=sd14,host=bm3850c,lun=\\.PhysicalDrive14  
sd=sd15,host=bm3850c,lun=\\.PhysicalDrive15  
sd=sd16,host=bm3850c,lun=\\.PhysicalDrive16
```

```
*** From Host bm3850d ***
```

```
sd=sd1,host=bm3850d,lun=\\.PhysicalDrive1  
sd=sd2,host=bm3850d,lun=\\.PhysicalDrive2  
sd=sd3,host=bm3850d,lun=\\.PhysicalDrive3  
sd=sd4,host=bm3850d,lun=\\.PhysicalDrive4  
sd=sd5,host=bm3850d,lun=\\.PhysicalDrive5  
sd=sd6,host=bm3850d,lun=\\.PhysicalDrive6  
sd=sd7,host=bm3850d,lun=\\.PhysicalDrive7  
sd=sd8,host=bm3850d,lun=\\.PhysicalDrive8  
sd=sd9,host=bm3850d,lun=\\.PhysicalDrive9  
sd=sd10,host=bm3850d,lun=\\.PhysicalDrive10  
sd=sd11,host=bm3850d,lun=\\.PhysicalDrive11  
sd=sd12,host=bm3850d,lun=\\.PhysicalDrive12  
sd=sd13,host=bm3850d,lun=\\.PhysicalDrive13  
sd=sd14,host=bm3850d,lun=\\.PhysicalDrive14  
sd=sd15,host=bm3850d,lun=\\.PhysicalDrive15  
sd=sd16,host=bm3850d,lun=\\.PhysicalDrive16
```

```
maxlatestart=0  
videosegmentduration=1200  
maxlatevod=0  
reportinginterval=5
```

```
* Official RD
```

```
rd=default,rampup=1200,periods=600,measurement=7200,runout=45,rampdown=15
```

```
* Experimental rd
```

```
*rd=default,rampup=360,measurement=1500,runout=45,rampdown=15,periods=150
```

```
rd=TR1_SPC-2-VOD11.0,streams=5100,buffers=8
```

## Persistence Test Run 1 (write phase)

```
* Persistence Write Phase
```

```
host=localhost,jvms=1,maxstreams=100  
host=(bm3850b),jvms=1,maxstreams=100,shell=spc2  
host=(bm3850c),jvms=1,maxstreams=100,shell=spc2  
host=(bm3850d),jvms=1,maxstreams=100,shell=spc2
```

```
* size of 7+1
sd=default,size=1023949144064

*** From Host bm3850a ***
sd=sd1,host=localhost,lun=\\.\\PhysicalDrive1
sd=sd2,host=localhost,lun=\\.\\PhysicalDrive2
sd=sd3,host=localhost,lun=\\.\\PhysicalDrive3
sd=sd4,host=localhost,lun=\\.\\PhysicalDrive4
sd=sd5,host=localhost,lun=\\.\\PhysicalDrive5
sd=sd6,host=localhost,lun=\\.\\PhysicalDrive6
sd=sd7,host=localhost,lun=\\.\\PhysicalDrive7
sd=sd8,host=localhost,lun=\\.\\PhysicalDrive8
sd=sd9,host=localhost,lun=\\.\\PhysicalDrive9
sd=sd10,host=localhost,lun=\\.\\PhysicalDrive10
sd=sd11,host=localhost,lun=\\.\\PhysicalDrive11
sd=sd12,host=localhost,lun=\\.\\PhysicalDrive12
sd=sd13,host=localhost,lun=\\.\\PhysicalDrive13
sd=sd14,host=localhost,lun=\\.\\PhysicalDrive14
sd=sd15,host=localhost,lun=\\.\\PhysicalDrive15
sd=sd16,host=localhost,lun=\\.\\PhysicalDrive16

*** From Host bm3850b ***
sd=sd1,host=bm3850b,lun=\\.\\PhysicalDrive1
sd=sd2,host=bm3850b,lun=\\.\\PhysicalDrive2
sd=sd3,host=bm3850b,lun=\\.\\PhysicalDrive3
sd=sd4,host=bm3850b,lun=\\.\\PhysicalDrive4
sd=sd5,host=bm3850b,lun=\\.\\PhysicalDrive5
sd=sd6,host=bm3850b,lun=\\.\\PhysicalDrive6
sd=sd7,host=bm3850b,lun=\\.\\PhysicalDrive7
sd=sd8,host=bm3850b,lun=\\.\\PhysicalDrive8
sd=sd9,host=bm3850b,lun=\\.\\PhysicalDrive9
sd=sd10,host=bm3850b,lun=\\.\\PhysicalDrive10
sd=sd11,host=bm3850b,lun=\\.\\PhysicalDrive11
sd=sd12,host=bm3850b,lun=\\.\\PhysicalDrive12
sd=sd13,host=bm3850b,lun=\\.\\PhysicalDrive13
sd=sd14,host=bm3850b,lun=\\.\\PhysicalDrive14
sd=sd15,host=bm3850b,lun=\\.\\PhysicalDrive15
sd=sd16,host=bm3850b,lun=\\.\\PhysicalDrive16

*** From Host bm3850c ***
sd=sd1,host=bm3850c,lun=\\.\\PhysicalDrive1
sd=sd2,host=bm3850c,lun=\\.\\PhysicalDrive2
sd=sd3,host=bm3850c,lun=\\.\\PhysicalDrive3
sd=sd4,host=bm3850c,lun=\\.\\PhysicalDrive4
sd=sd5,host=bm3850c,lun=\\.\\PhysicalDrive5
sd=sd6,host=bm3850c,lun=\\.\\PhysicalDrive6
sd=sd7,host=bm3850c,lun=\\.\\PhysicalDrive7
sd=sd8,host=bm3850c,lun=\\.\\PhysicalDrive8
sd=sd9,host=bm3850c,lun=\\.\\PhysicalDrive9
sd=sd10,host=bm3850c,lun=\\.\\PhysicalDrive10
sd=sd11,host=bm3850c,lun=\\.\\PhysicalDrive11
sd=sd12,host=bm3850c,lun=\\.\\PhysicalDrive12
sd=sd13,host=bm3850c,lun=\\.\\PhysicalDrive13
sd=sd14,host=bm3850c,lun=\\.\\PhysicalDrive14
sd=sd15,host=bm3850c,lun=\\.\\PhysicalDrive15
sd=sd16,host=bm3850c,lun=\\.\\PhysicalDrive16

*** From Host bm3850d ***
sd=sd1,host=bm3850d,lun=\\.\\PhysicalDrive1
sd=sd2,host=bm3850d,lun=\\.\\PhysicalDrive2
sd=sd3,host=bm3850d,lun=\\.\\PhysicalDrive3
sd=sd4,host=bm3850d,lun=\\.\\PhysicalDrive4
sd=sd5,host=bm3850d,lun=\\.\\PhysicalDrive5
```

```
sd=sd6,host=bm3850d,lun=\\.\PhysicalDrive6
sd=sd7,host=bm3850d,lun=\\.\PhysicalDrive7
sd=sd8,host=bm3850d,lun=\\.\PhysicalDrive8
sd=sd9,host=bm3850d,lun=\\.\PhysicalDrive9
sd=sd10,host=bm3850d,lun=\\.\PhysicalDrive10
sd=sd11,host=bm3850d,lun=\\.\PhysicalDrive11
sd=sd12,host=bm3850d,lun=\\.\PhysicalDrive12
sd=sd13,host=bm3850d,lun=\\.\PhysicalDrive13
sd=sd14,host=bm3850d,lun=\\.\PhysicalDrive14
sd=sd15,host=bm3850d,lun=\\.\PhysicalDrive15
sd=sd16,host=bm3850d,lun=\\.\PhysicalDrive16

maxlatestart=1
reportinginterval=5
segmentlength=512m

rd=default,rampup=180,periods=90,measurement=300,runout=0,rampdown=0,buffers=1

rd=default,rdpct=0,xfersize=1024k
rd=TR1-48s_SPC-2-persist-w,streams=48
```

## Persistence Test Run 2 (read phase)

```
* Persistence Write Phase

host=localhost,jvms=1,maxstreams=100
host=(bm3850b),jvms=1,maxstreams=100,shell=spc2
host=(bm3850c),jvms=1,maxstreams=100,shell=spc2
host=(bm3850d),jvms=1,maxstreams=100,shell=spc2

* size of 7+1
sd=default,size=1023949144064

*** From Host bm3850a ***
sd=sd1,host=localhost,lun=\\.\PhysicalDrive1
sd=sd2,host=localhost,lun=\\.\PhysicalDrive2
sd=sd3,host=localhost,lun=\\.\PhysicalDrive3
sd=sd4,host=localhost,lun=\\.\PhysicalDrive4
sd=sd5,host=localhost,lun=\\.\PhysicalDrive5
sd=sd6,host=localhost,lun=\\.\PhysicalDrive6
sd=sd7,host=localhost,lun=\\.\PhysicalDrive7
sd=sd8,host=localhost,lun=\\.\PhysicalDrive8
sd=sd9,host=localhost,lun=\\.\PhysicalDrive9
sd=sd10,host=localhost,lun=\\.\PhysicalDrive10
sd=sd11,host=localhost,lun=\\.\PhysicalDrive11
sd=sd12,host=localhost,lun=\\.\PhysicalDrive12
sd=sd13,host=localhost,lun=\\.\PhysicalDrive13
sd=sd14,host=localhost,lun=\\.\PhysicalDrive14
sd=sd15,host=localhost,lun=\\.\PhysicalDrive15
sd=sd16,host=localhost,lun=\\.\PhysicalDrive16

*** From Host bm3850b ***
sd=sd1,host=bm3850b,lun=\\.\PhysicalDrive1
sd=sd2,host=bm3850b,lun=\\.\PhysicalDrive2
sd=sd3,host=bm3850b,lun=\\.\PhysicalDrive3
sd=sd4,host=bm3850b,lun=\\.\PhysicalDrive4
sd=sd5,host=bm3850b,lun=\\.\PhysicalDrive5
sd=sd6,host=bm3850b,lun=\\.\PhysicalDrive6
sd=sd7,host=bm3850b,lun=\\.\PhysicalDrive7
sd=sd8,host=bm3850b,lun=\\.\PhysicalDrive8
sd=sd9,host=bm3850b,lun=\\.\PhysicalDrive9
sd=sd10,host=bm3850b,lun=\\.\PhysicalDrive10
```

```
sd=sd11,host=bm3850b,lun=\\.PhysicalDrive11
sd=sd12,host=bm3850b,lun=\\.PhysicalDrive12
sd=sd13,host=bm3850b,lun=\\.PhysicalDrive13
sd=sd14,host=bm3850b,lun=\\.PhysicalDrive14
sd=sd15,host=bm3850b,lun=\\.PhysicalDrive15
sd=sd16,host=bm3850b,lun=\\.PhysicalDrive16
```

\*\*\* From Host bm3850c \*\*\*

```
sd=sd1,host=bm3850c,lun=\\.PhysicalDrive1
sd=sd2,host=bm3850c,lun=\\.PhysicalDrive2
sd=sd3,host=bm3850c,lun=\\.PhysicalDrive3
sd=sd4,host=bm3850c,lun=\\.PhysicalDrive4
sd=sd5,host=bm3850c,lun=\\.PhysicalDrive5
sd=sd6,host=bm3850c,lun=\\.PhysicalDrive6
sd=sd7,host=bm3850c,lun=\\.PhysicalDrive7
sd=sd8,host=bm3850c,lun=\\.PhysicalDrive8
sd=sd9,host=bm3850c,lun=\\.PhysicalDrive9
sd=sd10,host=bm3850c,lun=\\.PhysicalDrive10
sd=sd11,host=bm3850c,lun=\\.PhysicalDrive11
sd=sd12,host=bm3850c,lun=\\.PhysicalDrive12
sd=sd13,host=bm3850c,lun=\\.PhysicalDrive13
sd=sd14,host=bm3850c,lun=\\.PhysicalDrive14
sd=sd15,host=bm3850c,lun=\\.PhysicalDrive15
sd=sd16,host=bm3850c,lun=\\.PhysicalDrive16
```

\*\*\* From Host bm3850d \*\*\*

```
sd=sd1,host=bm3850d,lun=\\.PhysicalDrive1
sd=sd2,host=bm3850d,lun=\\.PhysicalDrive2
sd=sd3,host=bm3850d,lun=\\.PhysicalDrive3
sd=sd4,host=bm3850d,lun=\\.PhysicalDrive4
sd=sd5,host=bm3850d,lun=\\.PhysicalDrive5
sd=sd6,host=bm3850d,lun=\\.PhysicalDrive6
sd=sd7,host=bm3850d,lun=\\.PhysicalDrive7
sd=sd8,host=bm3850d,lun=\\.PhysicalDrive8
sd=sd9,host=bm3850d,lun=\\.PhysicalDrive9
sd=sd10,host=bm3850d,lun=\\.PhysicalDrive10
sd=sd11,host=bm3850d,lun=\\.PhysicalDrive11
sd=sd12,host=bm3850d,lun=\\.PhysicalDrive12
sd=sd13,host=bm3850d,lun=\\.PhysicalDrive13
sd=sd14,host=bm3850d,lun=\\.PhysicalDrive14
sd=sd15,host=bm3850d,lun=\\.PhysicalDrive15
sd=sd16,host=bm3850d,lun=\\.PhysicalDrive16
```

```
maxlatestart=1
reportinginterval=5
segmentlength=512m
```

```
maxpersistenceerrors=10
```

```
rd=default,buffers=1,rdpct=100,xfersize=1024k
rd=TR1-48s_SPC-2-persist-r
```

## **APPENDIX E: SPC-2 WORKLOAD GENERATOR EXECUTION COMMANDS AND PARAMETERS**

### **Video on Demand Delivery, Large File Processing Test, Large Database Query Tests, and Persistence Test Run 1**

The following script was used to execute the Video on Demand Delivery, Large File Processing and Large Database Query Tests, as well as, Persistence Test Run 1.

```
@echo off

rem Windows: start Vdbench

rem Directory where this is executed from:
set dir=%~dp0

rem set current class path
set cp=%~dp0

set java=java

%java% -Xmx1536m -Xms512m -Xss96k -cp %cp% vdbench -f lfp.parm -init

%java% -Xmx1536m -Xms512m -Xss96k -cp %cp% vdbench -f lfp.parm -o 081408.lfp

%java% -Xmx1536m -Xms512m -Xss96k -cp %cp% vdbench -f ldq.parm -o 081408.ldq

%java% -Xmx1536m -Xms512m -Xss96k -cp %cp% vdbench -f vod.parm -o 081408.vod

%java% -Xmx1536m -Xms512m -Xss96k -cp %cp% vdbench -f persist1.parm -o
081408.persist1

rem %java% -Xmx1536m -Xms512m -Xss96k -cp %cp% vdbench -f persist2.parm -o
081408.persist2
```

## Persistence Test Run 2

The following script was used to execute Persistence Test Run 2.

```
@echo off

rem Windows: start Vdbench

rem Directory where this is executed from:
set dir=%~dp0

rem set current class path
set cp=%~dp0

set java=java

rem %java% -Xmx1536m -Xms512m -Xss96k -cp %cp% vdbench -f lfp.parm -init

rem %java% -Xmx1536m -Xms512m -Xss96k -cp %cp% vdbench -f lfp.parm -o 081408.lfp

rem %java% -Xmx1536m -Xms512m -Xss96k -cp %cp% vdbench -f ldq.parm -o 081408.ldq

rem %java% -Xmx1536m -Xms512m -Xss96k -cp %cp% vdbench -f vod.parm -o 081408.vod

rem %java% -Xmx1536m -Xms512m -Xss96k -cp %cp% vdbench -f persist1.parm -o
081408.persist1

%java% -Xmx1536m -Xms512m -Xss96k -cp %cp% vdbench -f persist2.parm -o
081408.persist2
```